



US00D608212S

(12) **United States Design Patent**
Weyland et al.

(10) **Patent No.:** **US D608,212 S**

(45) **Date of Patent:** **** *Jan. 19, 2010**

(54) **CONTAINER**

(75) Inventors: **Guillermo Weyland**, Santiago (CL);
Fernando Muniz-Simas Moreira,
Santiago (CL); **Robert Monaghan**,
London (GB); **Pepijn Rutger van der**
Krogt, Santiago (CL); **Bruce**
Cummings, New York, NY (US)

(73) Assignee: **Colgate-Palmolive Company**

(*) Notice: This patent is subject to a terminal disclaimer.

(**) Term: **14 Years**

(21) Appl. No.: **29/281,597**

(22) Filed: **Jun. 27, 2007**

(51) **LOC (9) Cl.** **09-01**

(52) **U.S. Cl.** **D9/564; D9/560; D9/565;**
D9/571

(58) **Field of Classification Search** D9/516,
D9/521, 529, 550, 551, 552, 560, 563, 564,
D9/565, 571; 215/381-385, 379; 220/660,
220/675

See application file for complete search history.

(56) **References Cited**

U.S. PATENT DOCUMENTS

2,128,249 A	8/1938	Honiss
D195,368 S	6/1963	Koenigsberg
D207,800 S	5/1967	Roberts
D213,355 S	2/1969	Kneapler
D226,179 S	1/1973	Bystedt
4,149,839 A	4/1979	Iwawaki et al.
4,164,298 A	8/1979	Nishikawa et al.
4,259,277 A	3/1981	Hill
D283,397 S	4/1986	Monod
4,919,983 A	4/1990	Fremin
D316,969 S	5/1991	Wiseman et al.
D321,131 S	10/1991	Wiseman et al.
D321,479 S	11/1991	Wiseman et al.
5,069,612 A	12/1991	Teutsch et al.

D324,336 S	3/1992	Desgrippes
5,110,521 A	5/1992	Moller
5,116,547 A	5/1992	Tsukahara et al.
D328,712 S	8/1992	Butler et al.
D332,920 S	2/1993	Tiramani et al.
D337,267 S	7/1993	Paglina
5,282,548 A	2/1994	Ishihara
D346,746 S	5/1994	Desgrippes
D360,823 S	8/1995	Dinand
D369,557 S	5/1996	Hiro et al.

(Continued)

FOREIGN PATENT DOCUMENTS

EP 1547751 6/2005

(Continued)

Primary Examiner—Stella M Reid

Assistant Examiner—Elizabeth J Oswecki

(74) *Attorney, Agent, or Firm*—Amy M. Fernandez

(57) **CLAIM**

The ornamental design for a container, as shown and described.

DESCRIPTION

FIG. 1 is a perspective view of a container showing our new design.

FIG. 2 is a front elevation view thereof.

FIG. 3 is a rear elevation view thereof.

FIG. 4 is a left side elevation view thereof.

FIG. 5 is a right side elevation view thereof.

FIG. 6 is a top plan view thereof; and,

FIG. 7 is a bottom plan view thereof.

The broken line showing of threads, part of the top portion and part of the bottom portion of the container is for illustrative purposes only and forms no part of the claimed design.

1 Claim, 6 Drawing Sheets



US D608,212 S

Page 2

U.S. PATENT DOCUMENTS

D372,870 S	8/1996	Westerhout	D509,148 S	9/2005	Wilson et al.
5,595,799 A	1/1997	Beck et al.	D509,441 S	9/2005	Wilson et al.
D393,202 S	4/1998	Bertolini et al.	D509,743 S	9/2005	Blasko et al.
D398,238 S	9/1998	Bertolini et al.	D509,745 S	9/2005	Hill et al.
D398,244 S	9/1998	Bertolini et al.	D512,916 S	12/2005	Floyd et al.
D399,747 S	10/1998	Bertolini et al.	7,033,656 B2	4/2006	Nahill et al.
D400,800 S	11/1998	Bertolini et al.	D535,567 S	1/2007	Snyder
D404,293 S	1/1999	Bertolini et al.	D538,673 S	3/2007	Sterling et al.
D423,942 S	5/2000	Markey et al.	D545,682 S *	7/2007	Mongeon et al. D9/565
D430,011 S	8/2000	LeCoule	D553,994 S *	10/2007	Macak et al. D9/564
D430,801 S	9/2000	Harrity et al.	D556,094 S *	11/2007	May D12/126
D432,430 S	10/2000	Steward et al.	D556,586 S *	12/2007	Mongeon et al. D9/529
D443,824 S	6/2001	Farris	D558,578 S *	1/2008	Mongeon et al. D9/529
D444,068 S	6/2001	Farris	D568,162 S *	5/2008	Mongeon et al. D9/529
D445,691 S	7/2001	Farris	D573,890 S *	7/2008	Mongeon et al. D9/529
D448,301 S	9/2001	Togasawa	2002/0058114 A1	5/2002	Sung
D460,917 S	7/2002	Trabal	2005/0170114 A1	8/2005	Hill
D468,643 S	1/2003	Kuzma et al.	2005/0287323 A1	12/2005	Akiyama et al.
6,524,694 B1	2/2003	Phillips	2006/0038310 A1	2/2006	Lipson
D472,148 S	3/2003	Dowd	2006/0210746 A1	9/2006	Shi et al.
6,669,358 B2	12/2003	Shimoda	2006/0231986 A1	10/2006	Dueringer et al.
D486,743 S	2/2004	Nelson et al.	2007/0045904 A1	3/2007	Ulcej et al.
D492,588 S	7/2004	Herrmann			
D493,723 S	8/2004	Nelson et al.			
6,863,860 B1	3/2005	Birckbichler et al.			
6,911,266 B1	6/2005	Skov			
D507,738 S	7/2005	Wagner			
D509,142 S	9/2005	Blasko et al.			

FOREIGN PATENT DOCUMENTS

JP	86059984	12/1976
JP	2000117820	4/2000
JP	2000255578	9/2000
WO	DM/049545	9/1999

* cited by examiner

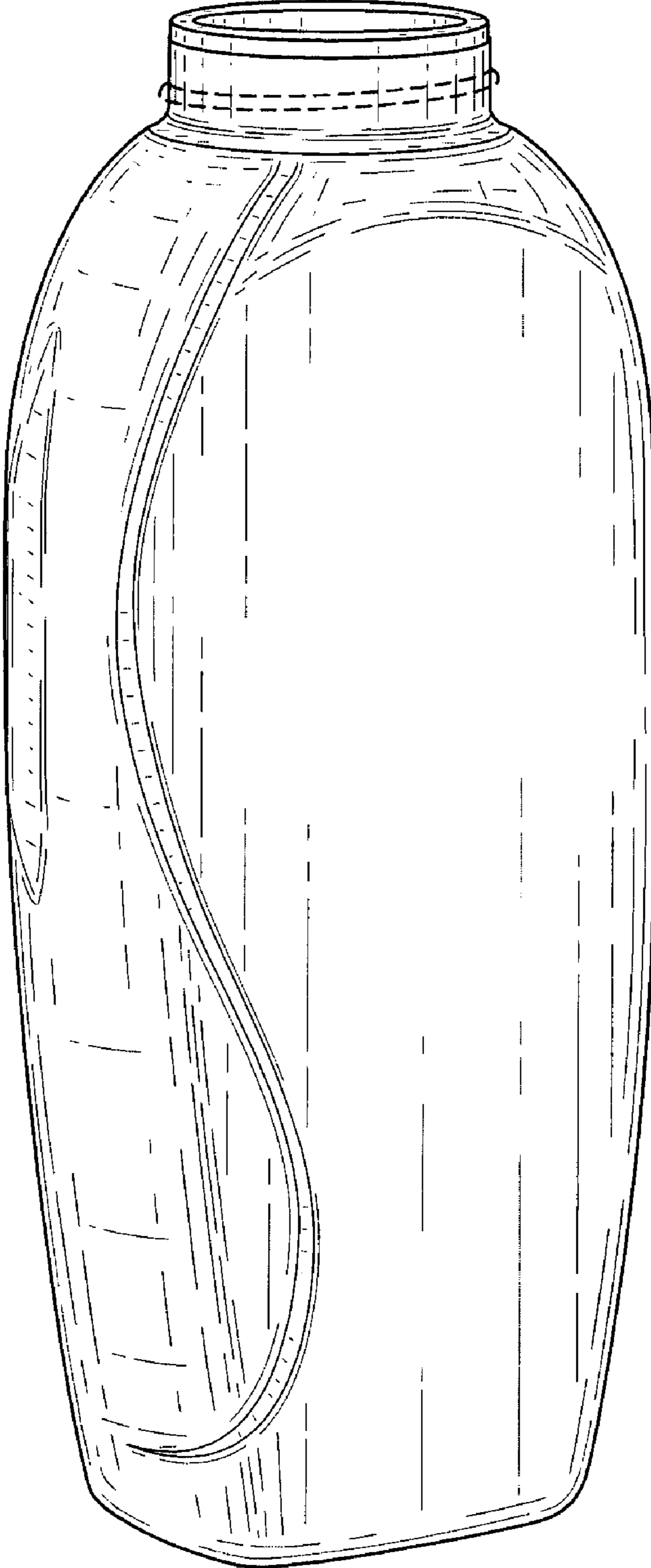


FIG. 1

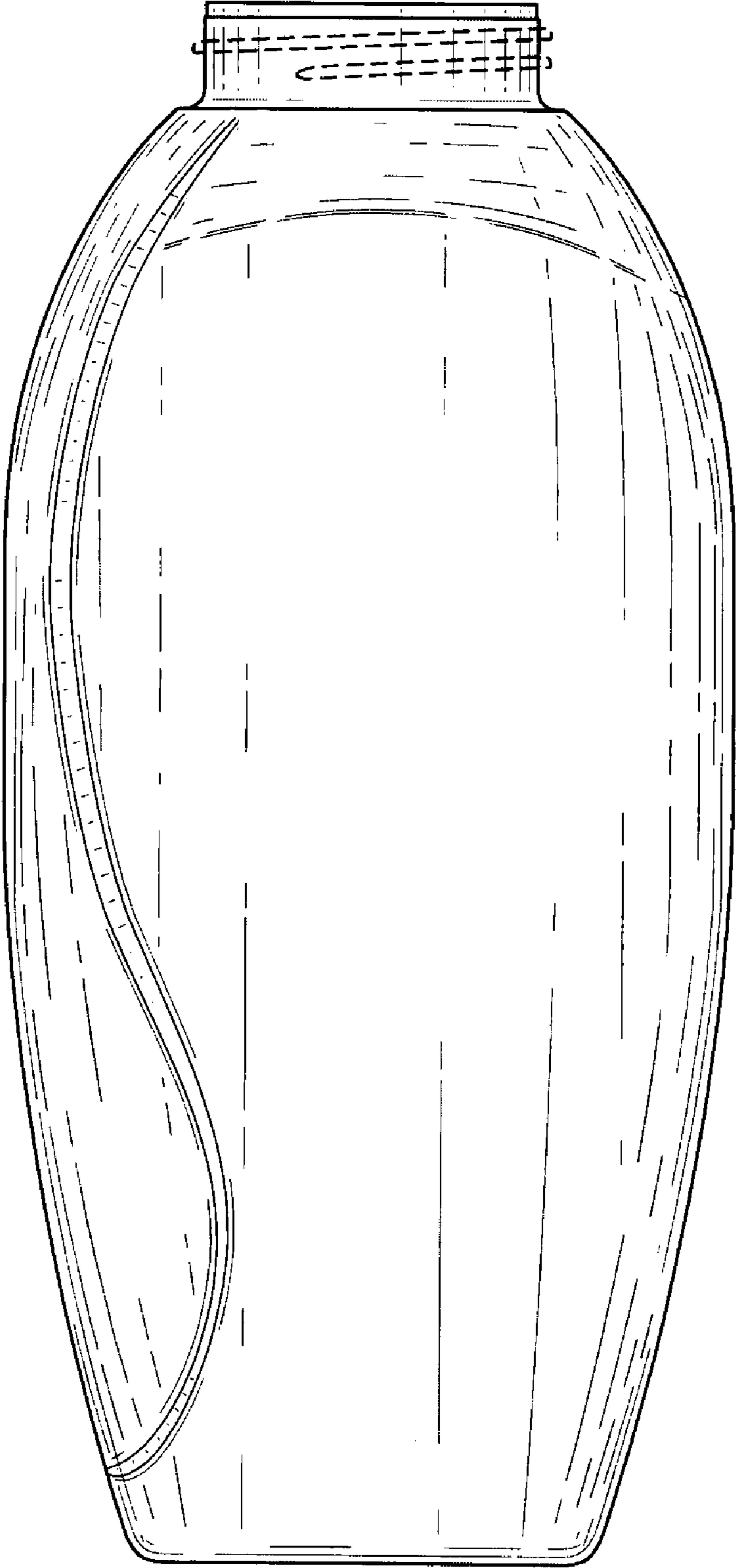


FIG. 2

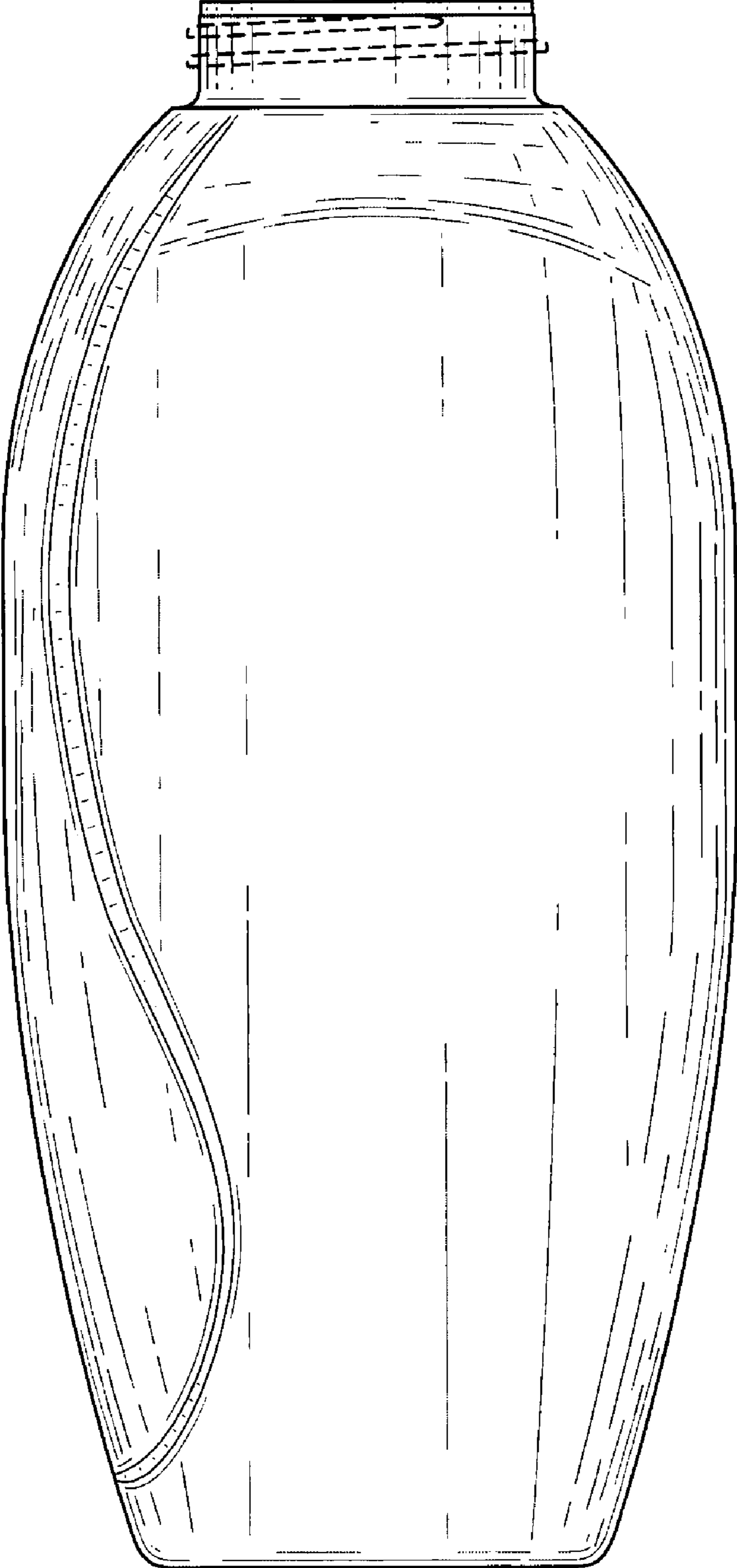


FIG. 3

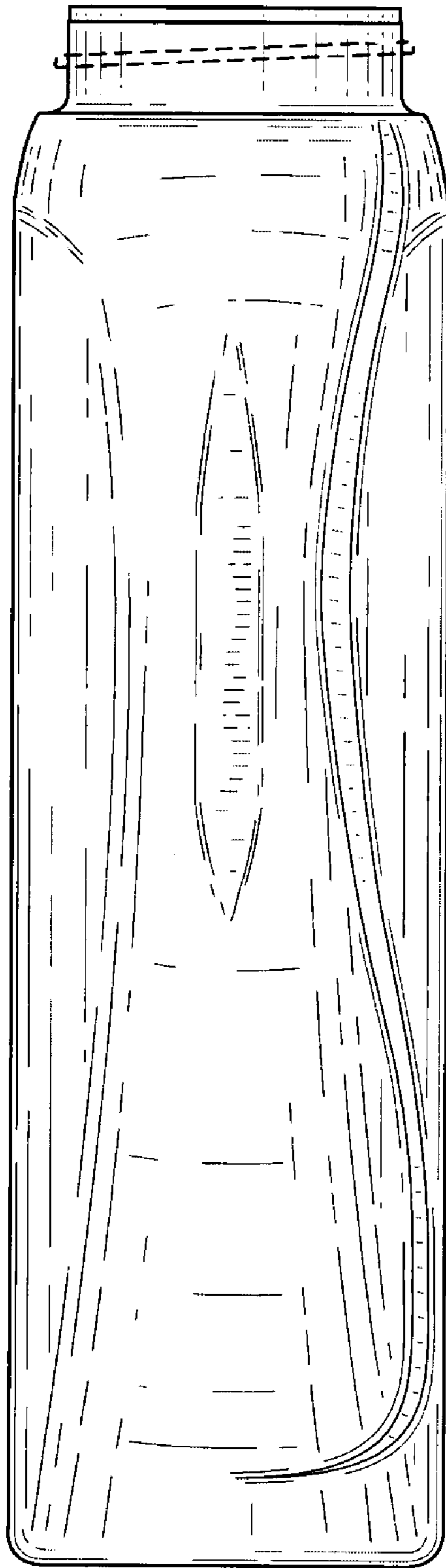


FIG. 4

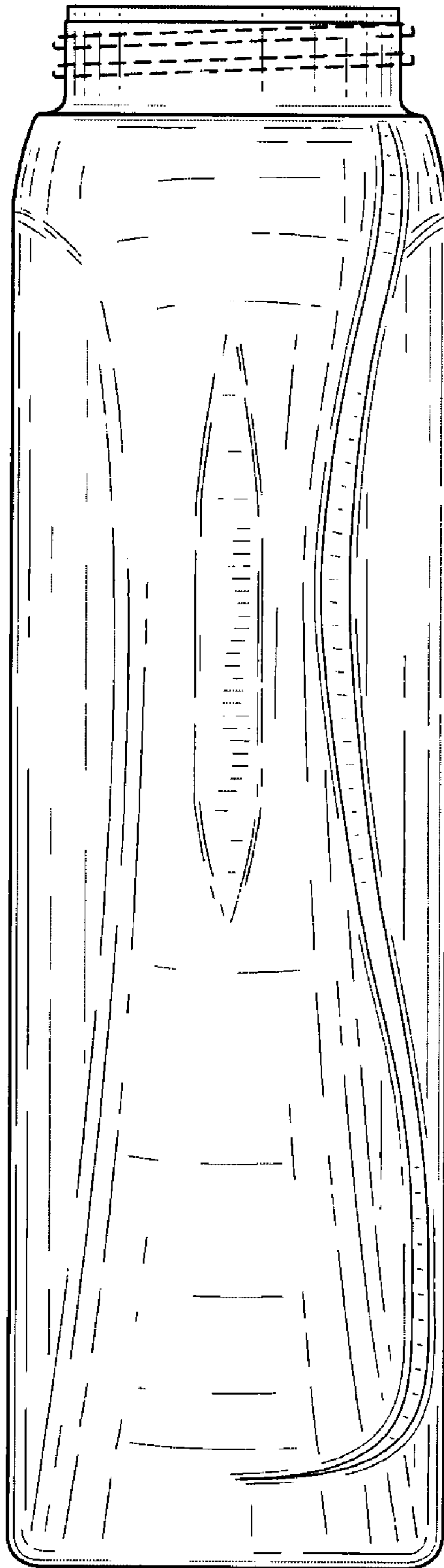


FIG. 5

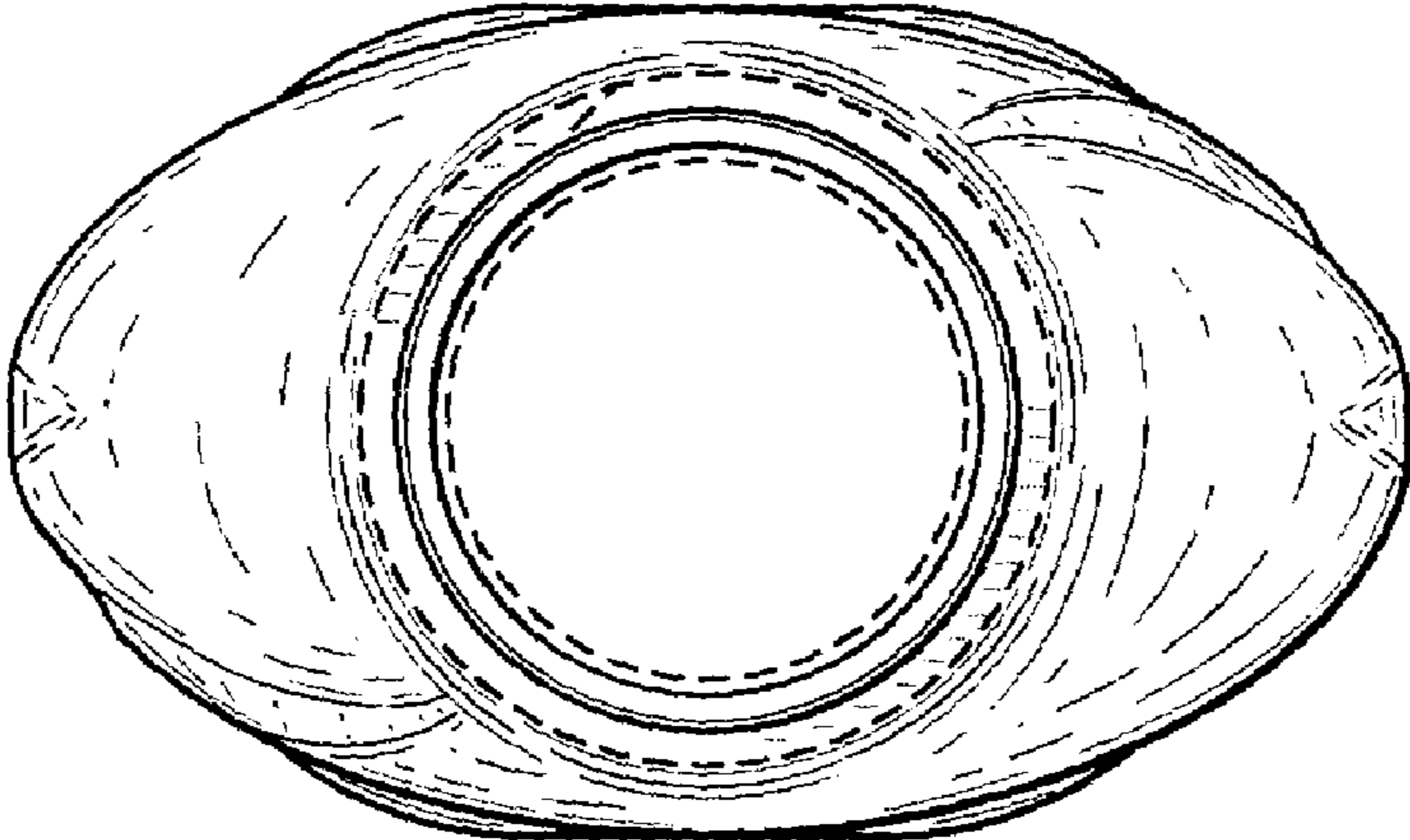


FIG. 6

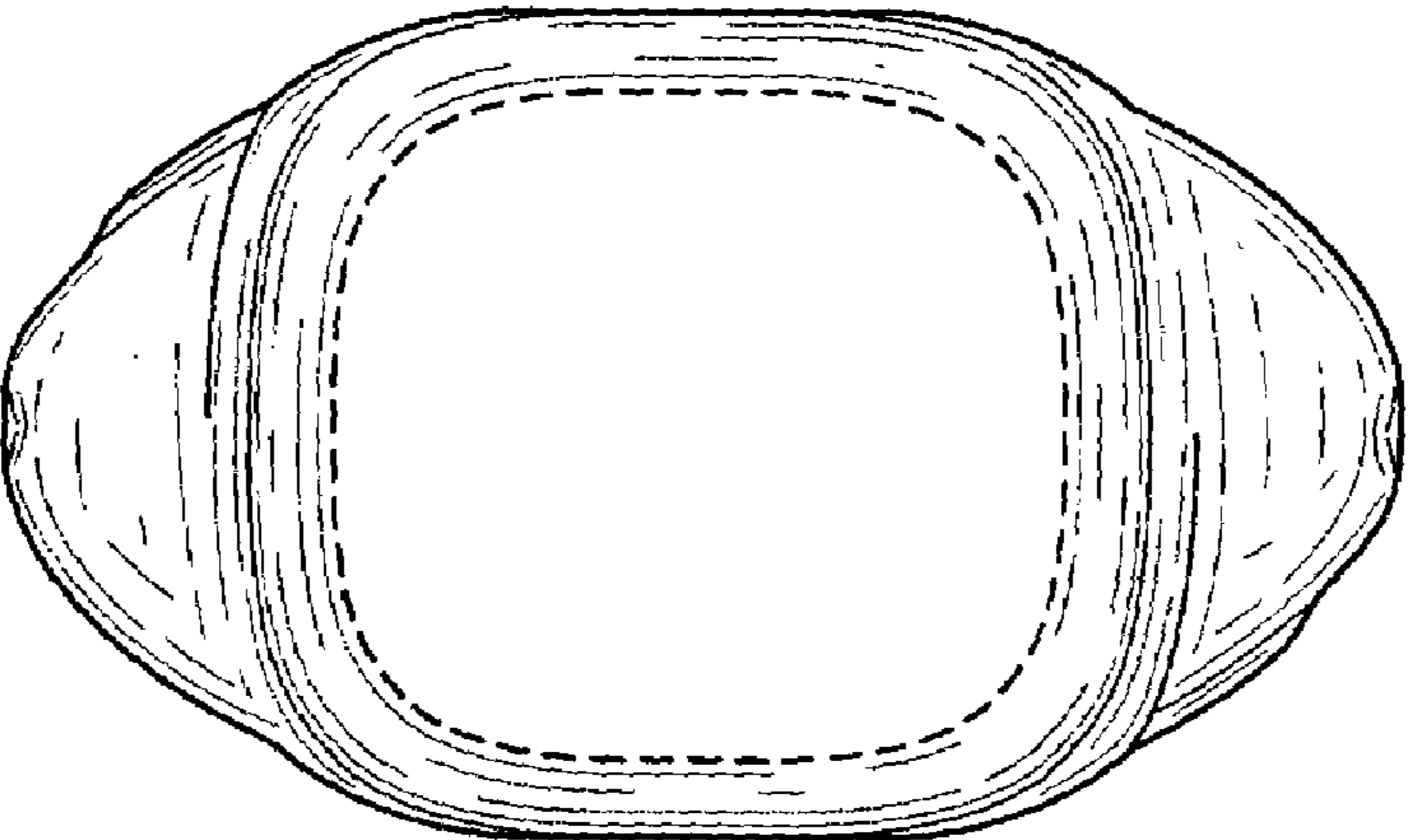


FIG. 7