



US00D608211S

(12) **United States Design Patent**
Eble

(10) **Patent No.:** **US D608,211 S**
(45) **Date of Patent:** **** Jan. 19, 2010**

(54) **CONTAINER**

(75) Inventor: **Ray Eble**, Sugarloaf, PA (US)

(73) Assignee: **Pretium Packaging L.L.C.**, St. Louis, MO (US)

(**) Term: **14 Years**

(21) Appl. No.: **29/302,428**

(22) Filed: **Jan. 16, 2008**

(51) **LOC (9) Cl.** **09-01**

(52) **U.S. Cl.** **D9/559; D9/560; D9/569;**
D9/570; D9/571; D9/574

(58) **Field of Classification Search** D9/516,
D9/538, 541–542, 559–560, 569–571, 574,
D9/763, 773; 215/381–384; 220/669
See application file for complete search history.

(56) **References Cited**

U.S. PATENT DOCUMENTS

D223,808	S	*	6/1972	Beaver	D9/542
D240,968	S	*	8/1976	Hurst	D9/570 X
D267,076	S	*	11/1982	Hurtig	D9/560 X
D353,335	S	*	12/1994	Cox	D9/541
5,477,974	A	*	12/1995	Reil et al.	215/382
5,971,184	A	*	10/1999	Krishnakumar et al.	215/384
D423,366	S	*	4/2000	Gans	D9/560 X
D426,469	S	*	6/2000	Mankowski et al.	D9/541
D435,455	S	*	12/2000	Gans	D9/541
D455,656	S	*	4/2002	Gans et al.	D9/541
6,460,714	B1	*	10/2002	Silvers et al.	215/381

D465,418	S	*	11/2002	Thierjung	D9/560
D467,809	S	*	12/2002	Pouillot et al.	D9/570 X
D486,739	S	*	2/2004	Taylor et al.	D9/560 X
D496,855	S	*	10/2004	Trude	D9/560 X
7,073,675	B2	*	7/2006	Trude	215/381
D531,913	S	*	11/2006	Heisner et al.	D9/574 X
7,207,451	B2	*	4/2007	Taylor et al.	215/42
D542,669	S	*	5/2007	Arthur et al.	D9/560
D544,364	S	*	6/2007	Archeny et al.	D9/560

* cited by examiner

Primary Examiner—Carol Rademaker

(74) *Attorney, Agent, or Firm*—Lewis, Rice & Fingersh, L.C.

(57) **CLAIM**

The ornamental design for a container, as shown and described.

DESCRIPTION

FIG. 1 is a perspective view of a container;

FIG. 2 is a front elevational view thereof;

FIG. 3 is a rear elevational view thereof;

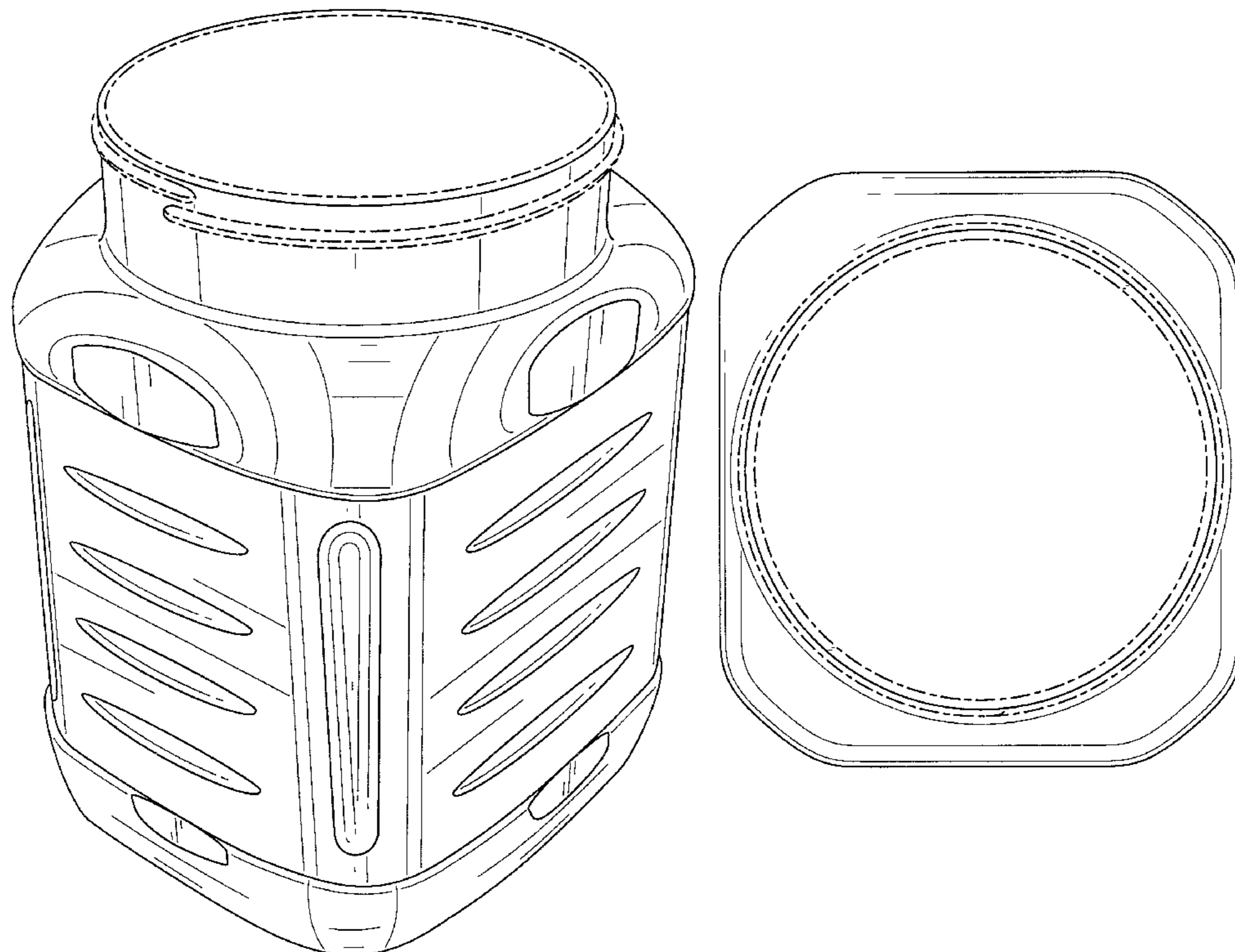
FIG. 4 is a right side elevational view thereof;

FIG. 5 is a left side elevational view thereof; and,

FIG. 6 is a top plan view thereof.

The broken lines shown in the drawing views are included for the purpose of showing environmental structure that forms no part of the claimed design.

1 Claim, 6 Drawing Sheets



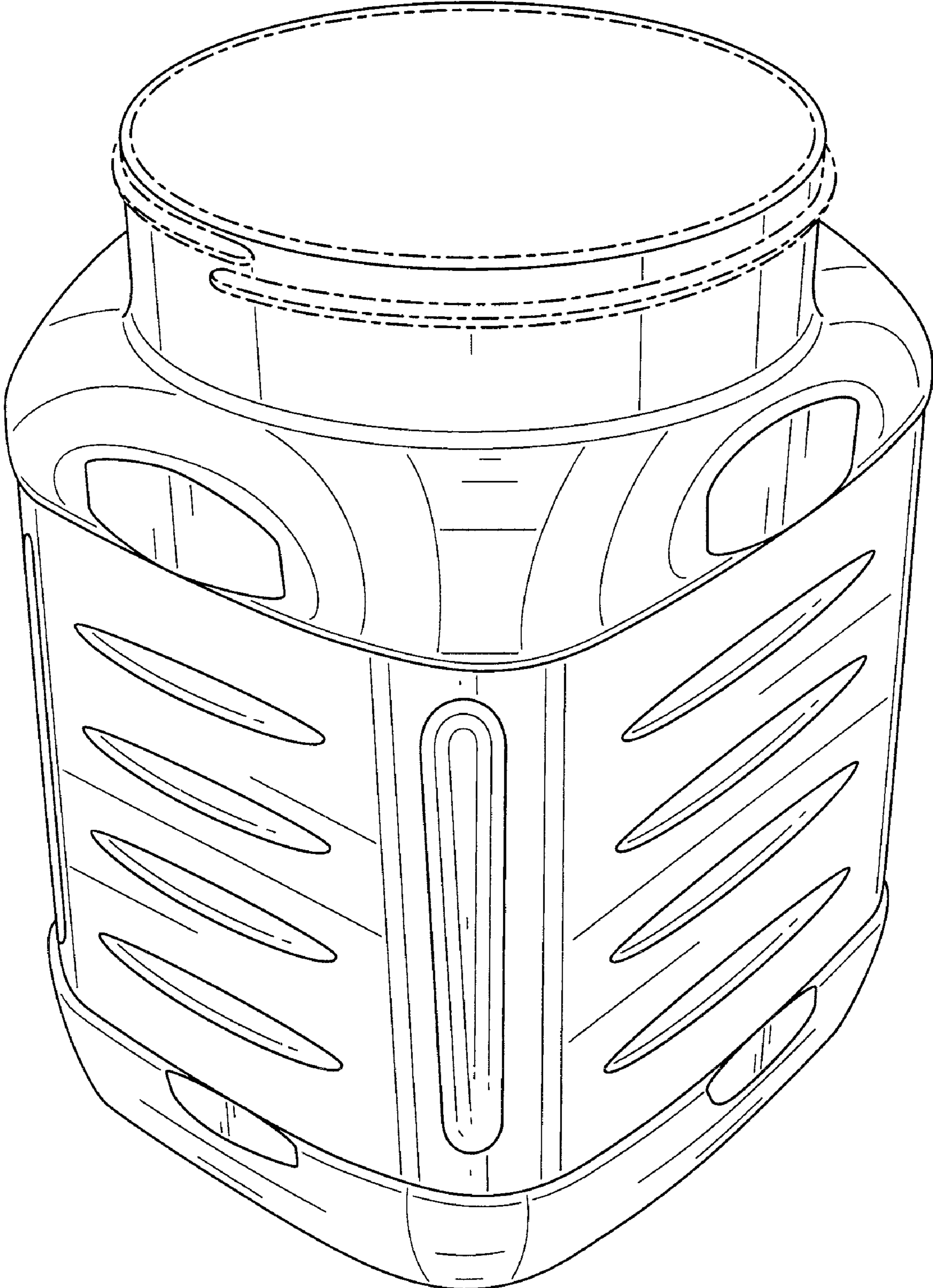


FIG. 1

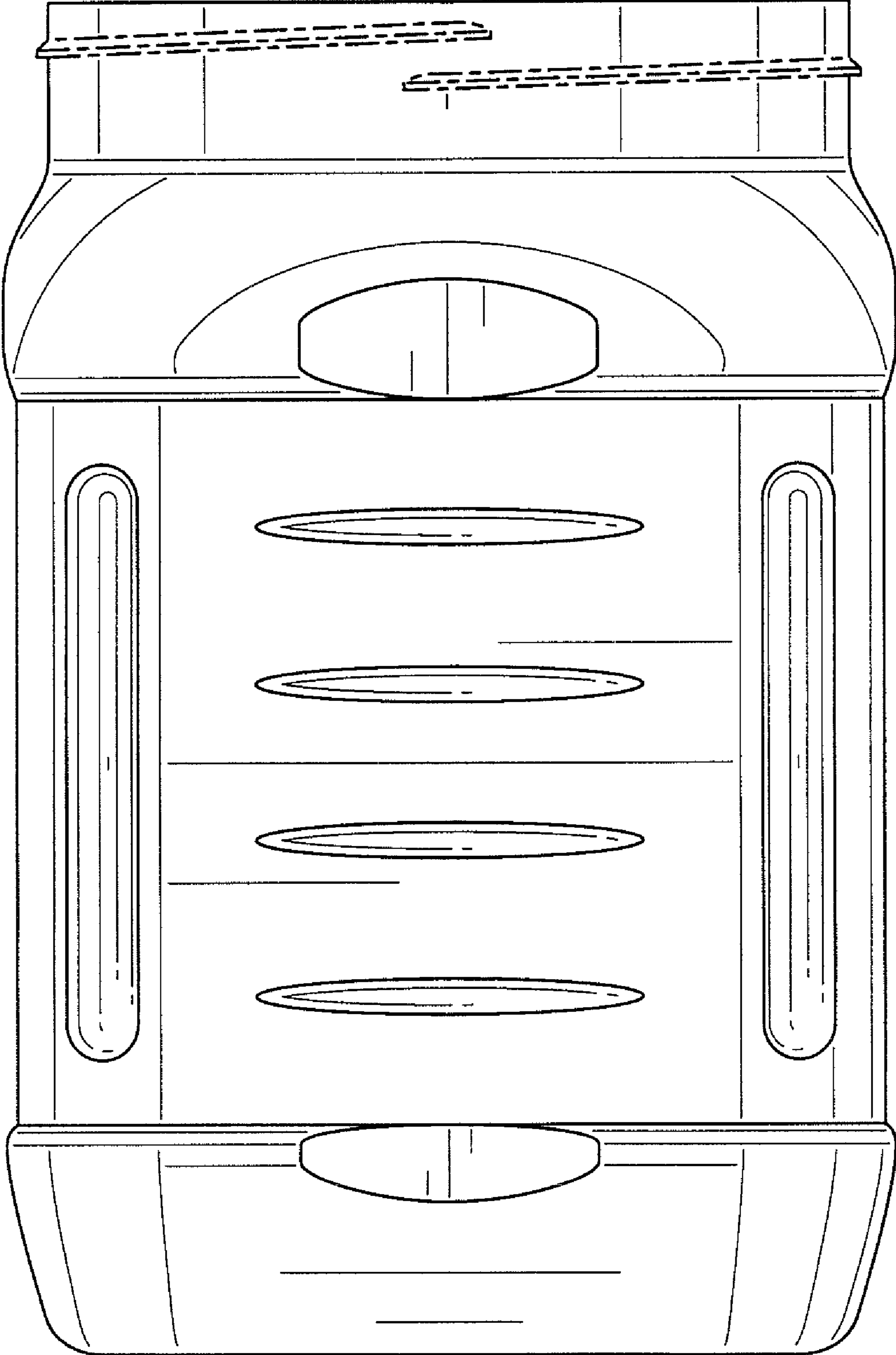


FIG. 2

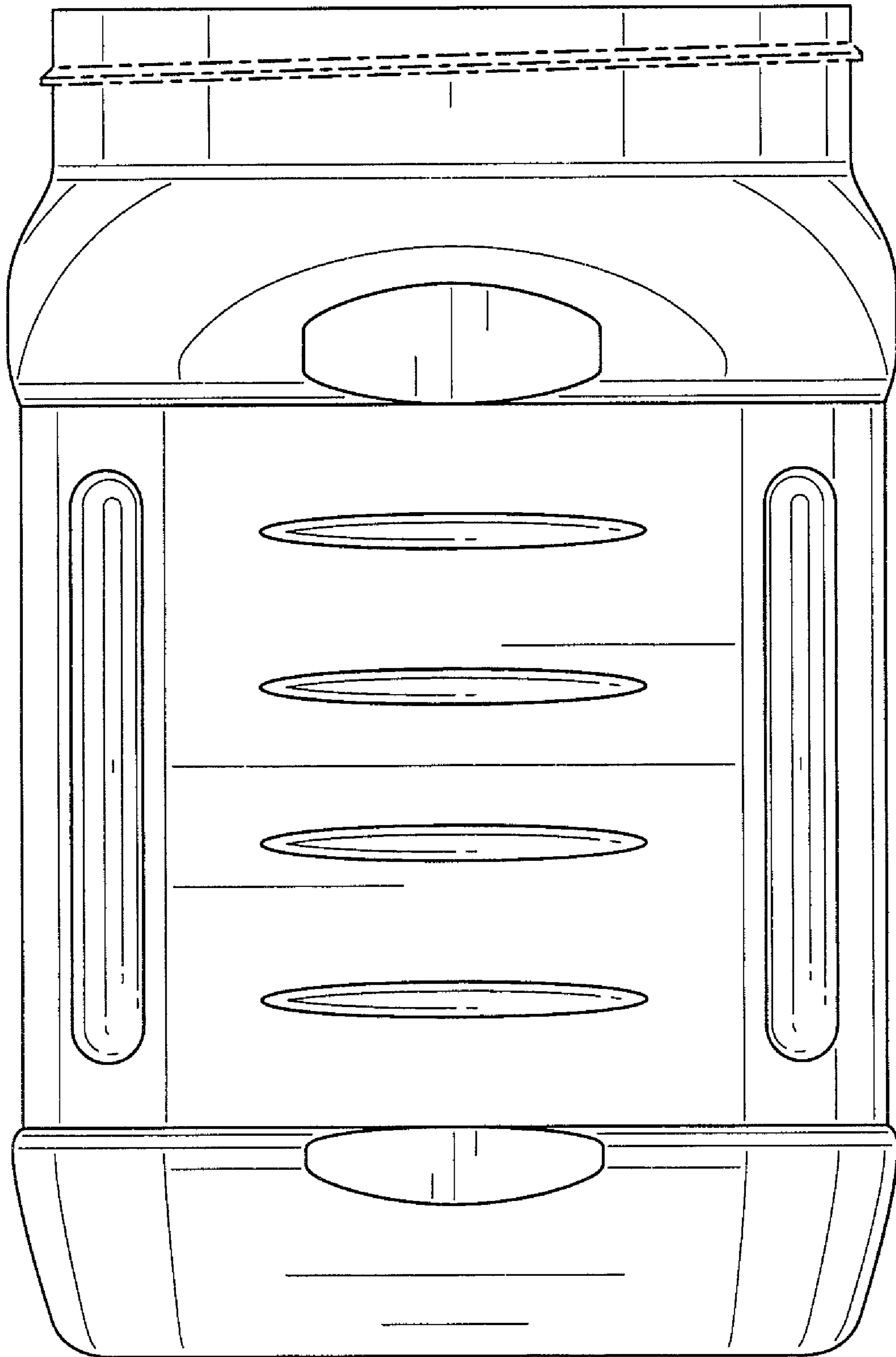


FIG. 3

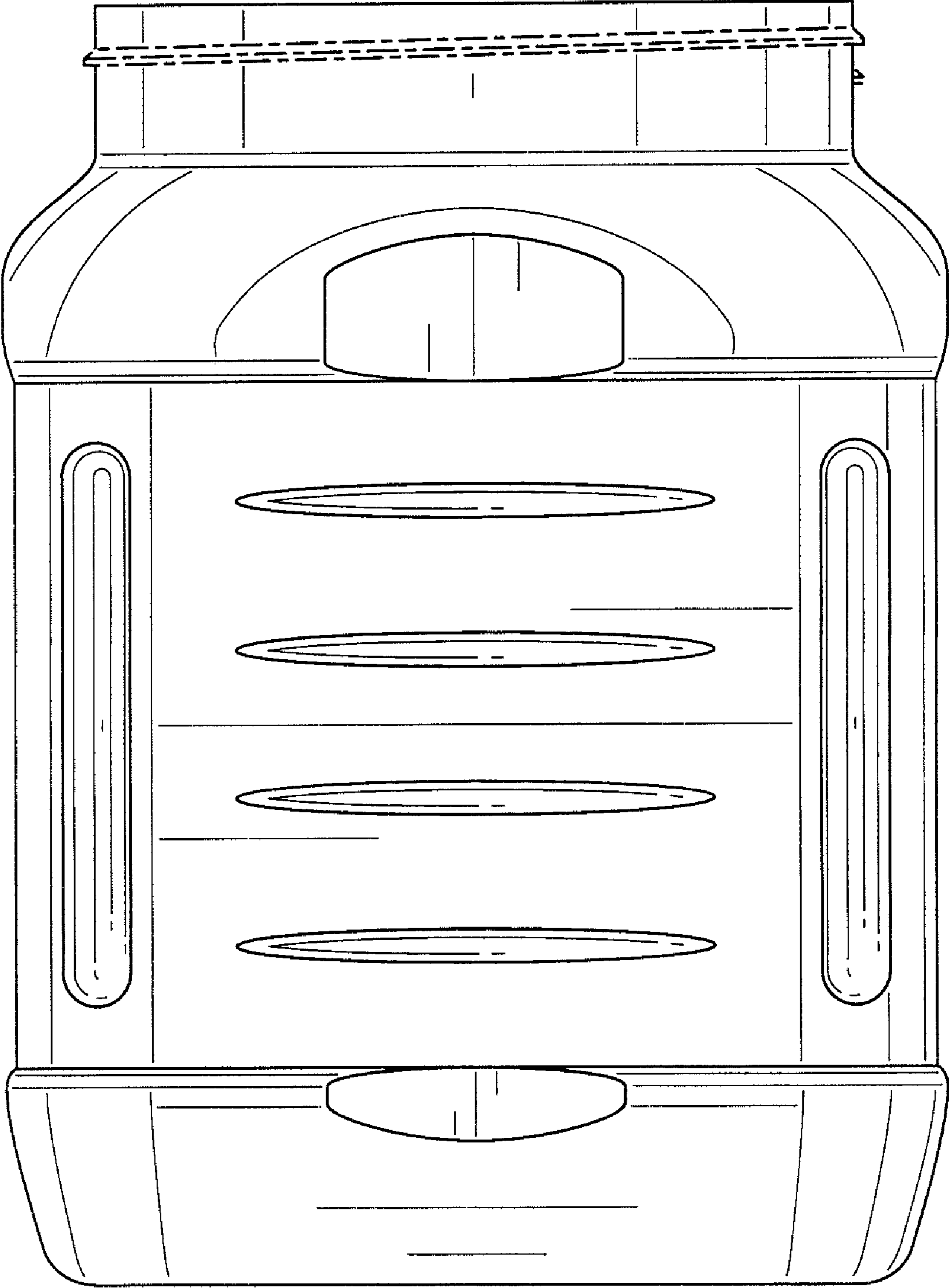


FIG. 4




FIG. 5

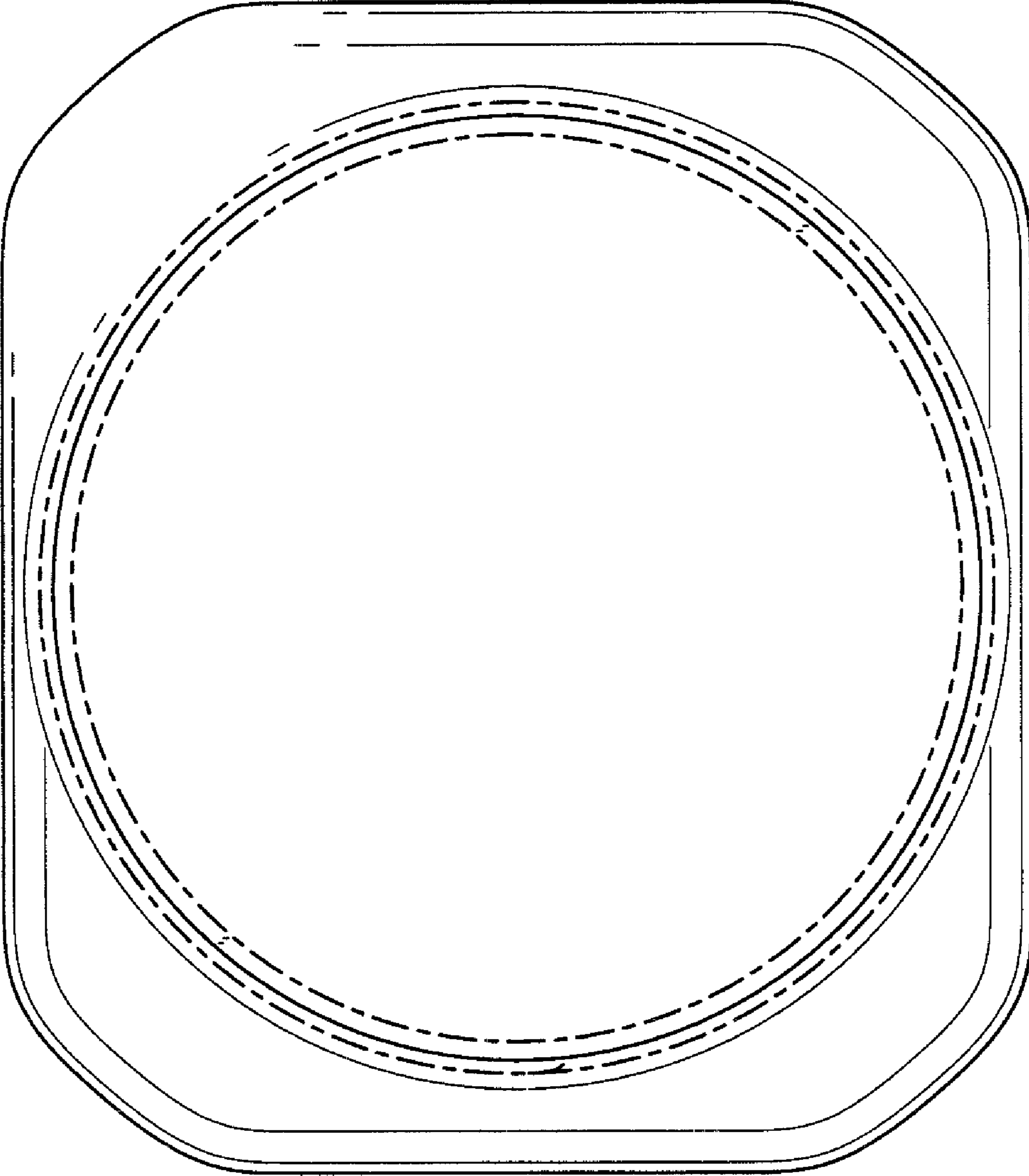


FIG. 6