



US00D608210S

(12) **United States Design Patent**  
**Kuzma et al.**

(10) **Patent No.:** **US D608,210 S**  
(45) **Date of Patent:** **\*\* Jan. 19, 2010**

(54) **BOTTLE**

(75) Inventors: **Gene J. Kuzma**, Powell, OH (US);  
**Jonathan Davia**, Dublin, OH (US);  
**Tristan Herstol**, Columbus, OH (US)

(73) Assignee: **GK Packaging, Inc.**, Plain City, OH (US)

(\*\*) Term: **14 Years**

(21) Appl. No.: **29/327,258**

(22) Filed: **Nov. 3, 2008**

(51) **LOC (9) Cl.** ..... **09-01**

(52) **U.S. Cl.** ..... **D9/542; D9/539**

(58) **Field of Classification Search** ..... D9/516,  
D9/522, 530, 537, 539, 542, 549, 550, 558,  
D9/563, 571-574; 215/382-384; 220/662,  
220/669, 675

See application file for complete search history.

(56) **References Cited**

**U.S. PATENT DOCUMENTS**

D426,775 S *	6/2000	Zimmer et al. ....	D9/542
D433,637 S *	11/2000	Hailey et al. ....	D9/542
D481,639 S *	11/2003	Crawford ....	D9/542
D534,805 S *	1/2007	Larocca ....	D9/542
D541,661 S *	5/2007	Wang et al ....	D9/542
D550,092 S *	9/2007	Wang et al. ....	D9/542
D561,033 S *	2/2008	Pritchett et al. ....	D9/530

D565,959 S *	4/2008	Hadtko .....	D9/541
D570,696 S *	6/2008	Yano et al. ....	D9/530
D576,885 S *	9/2008	Briozzo Fernandez et al. ....	D9/542
D578,398 S *	10/2008	Kuzma et al. ....	D9/539
D581,284 S *	11/2008	Mayers .....	D9/543
D585,752 S *	2/2009	Shami .....	D9/530
D588,009 S *	3/2009	Bowers et al. ....	D9/542

\* cited by examiner

*Primary Examiner*—Stella M Reid

*Assistant Examiner*—Keli L Hill

(74) *Attorney, Agent, or Firm*—Gallagher & Dawsey Co.,  
LPA; Michael J. Gallagher; David J. Dawsey

(57) **CLAIM**

The ornamental design for a bottle, as shown and described.

**DESCRIPTION**

FIG. 1 is a front elevational view of the claimed design, the rear elevational view being identical.

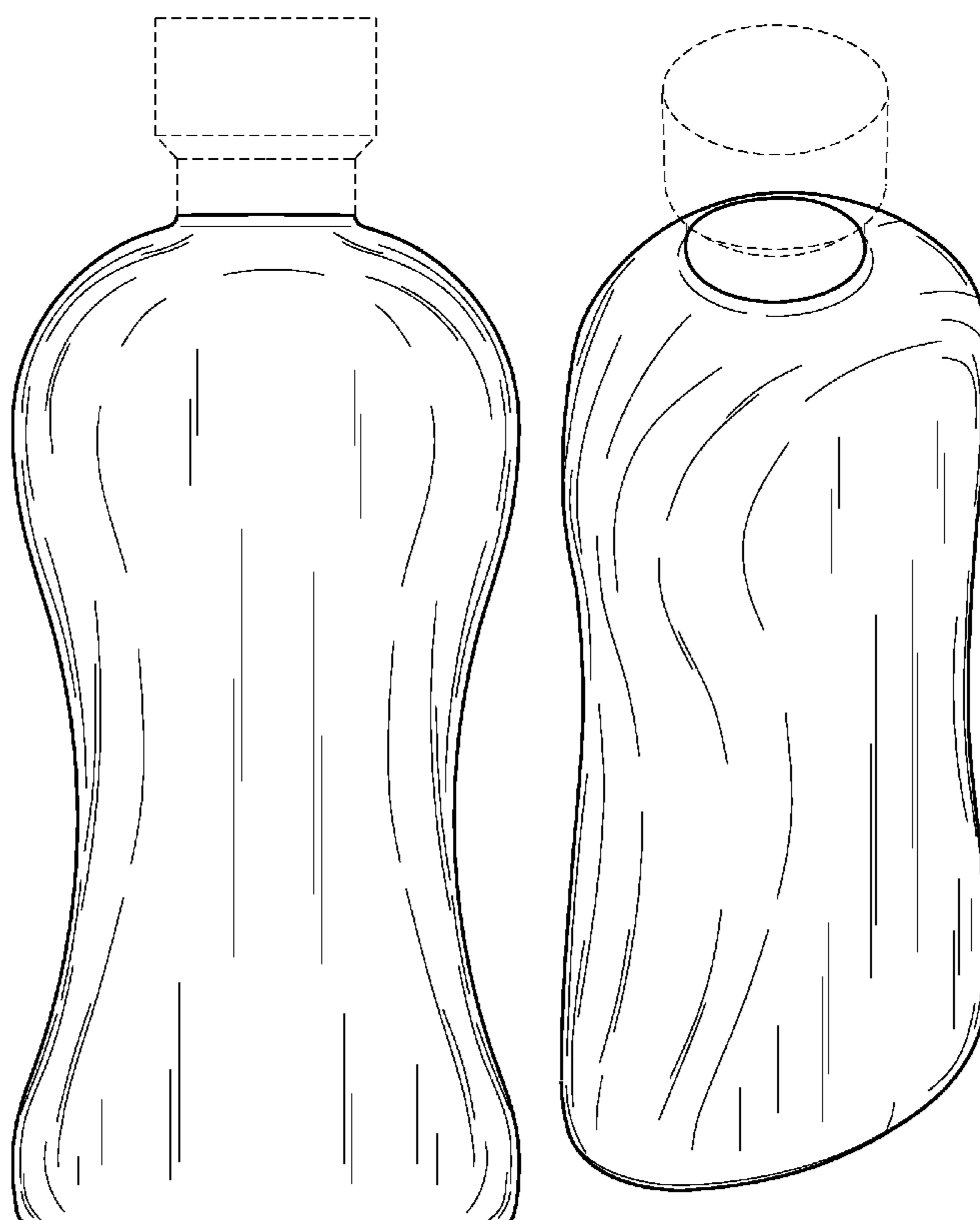
FIG. 2 is an elevation of the right side thereof, the left elevation being identical.

FIG. 3 is a perspective view of the front and left side thereof, the rear and right side perspective being identical; and,

FIG. 4 is a top plan view thereof.

The broken-line disclosure in the views is for illustrative purposes only and forms no part of the claimed design.

**1 Claim, 3 Drawing Sheets**



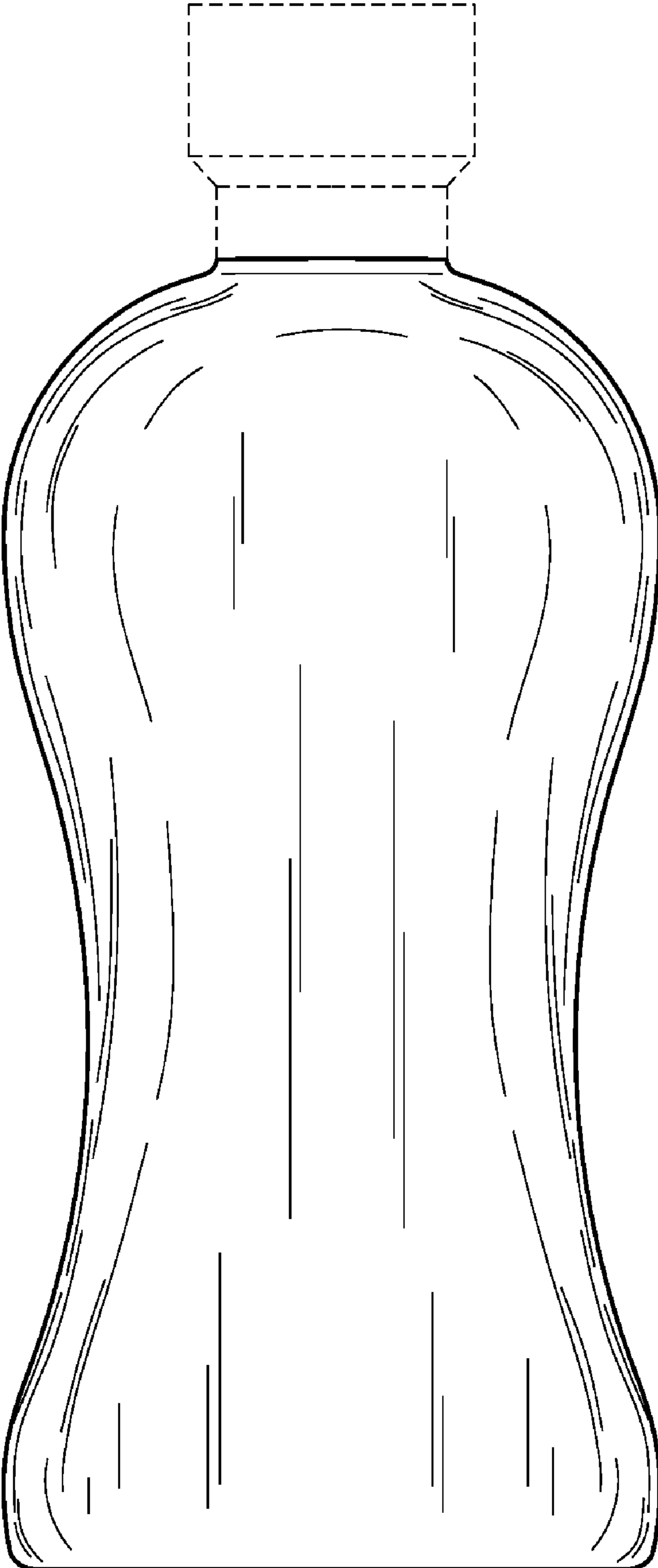


Fig. 1

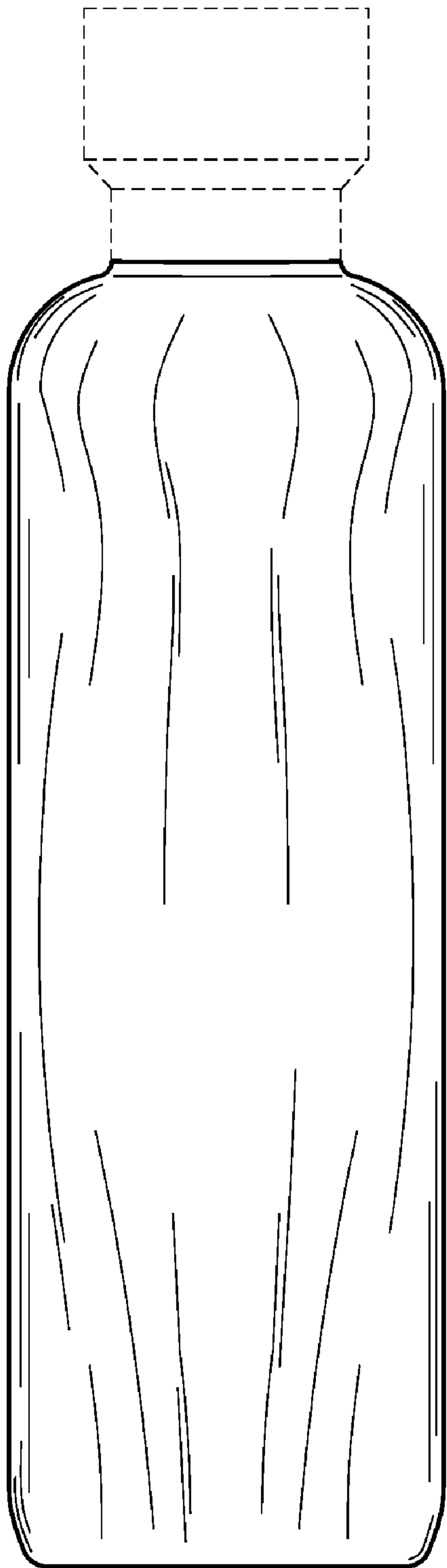


Fig. 2

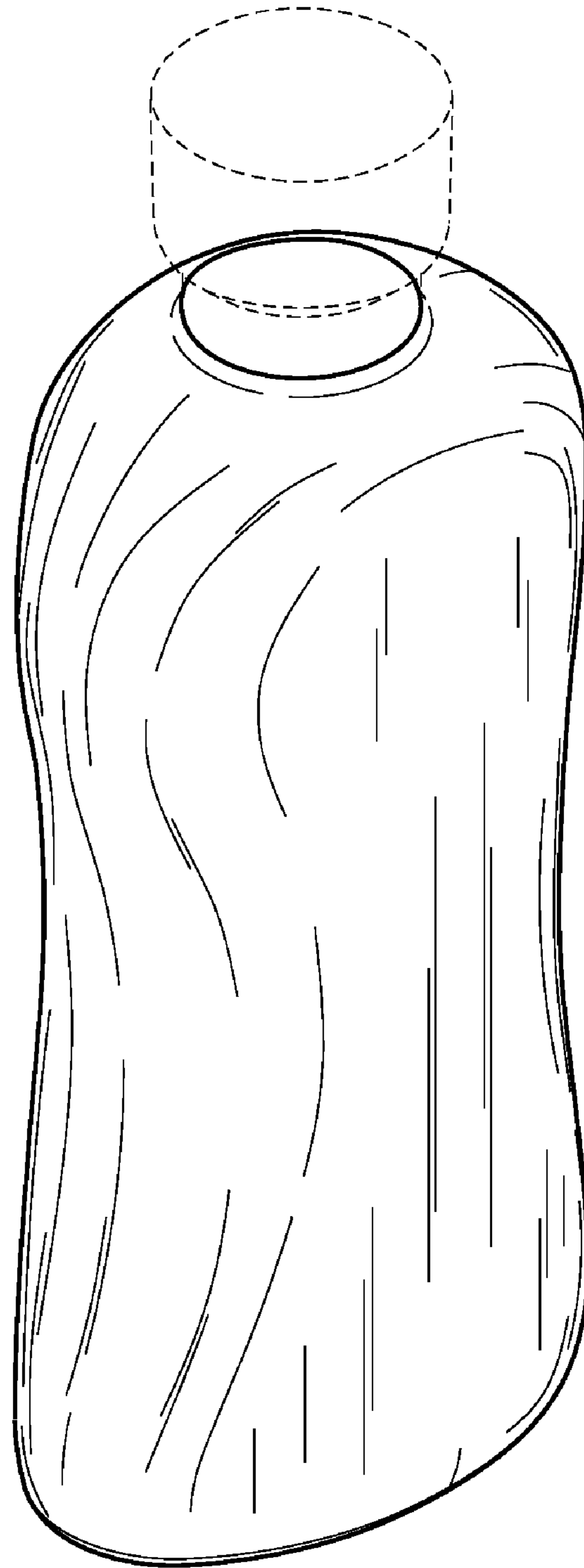


Fig. 3

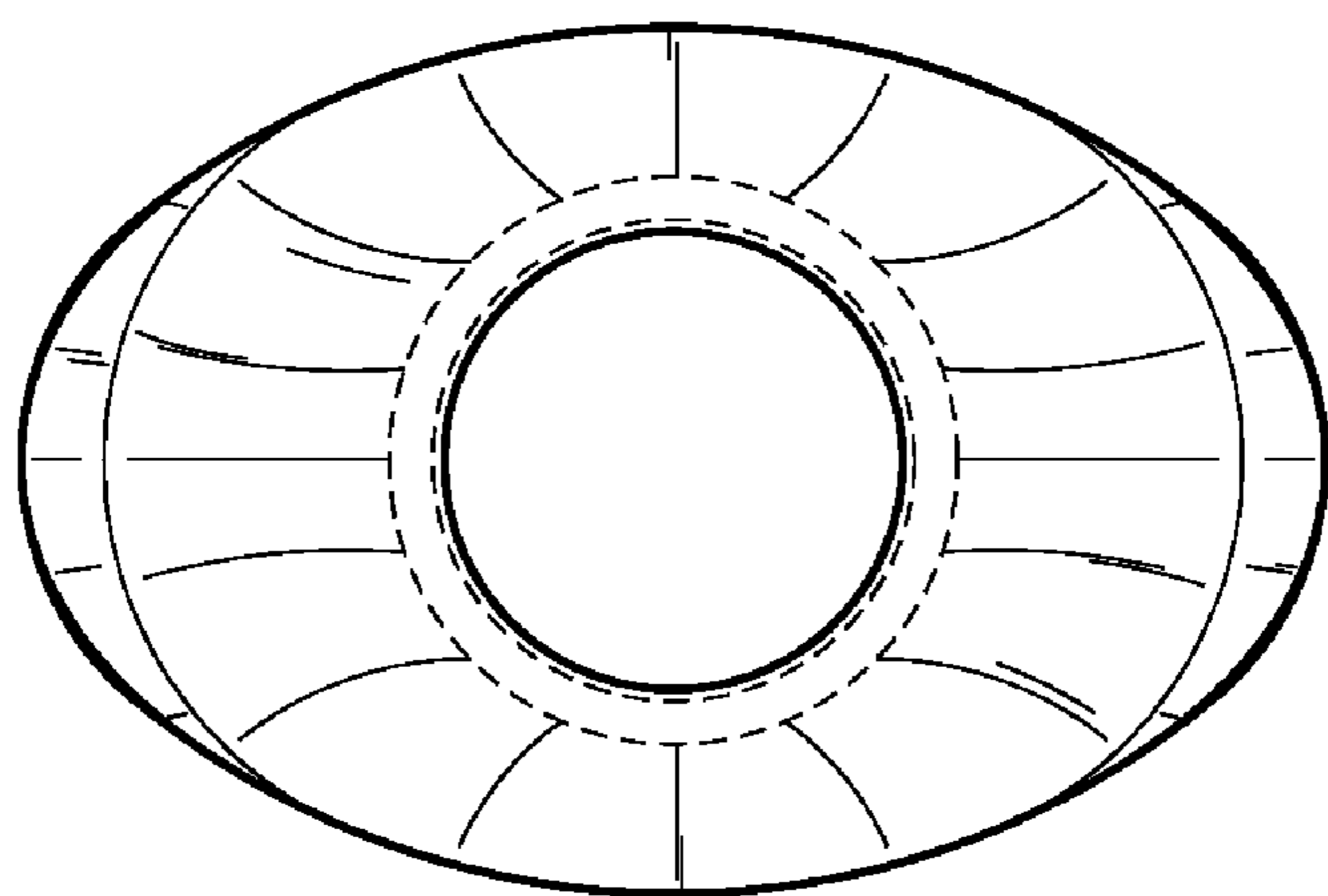


Fig. 4