

US00D608207S

(12) **United States Design Patent**
Cummings et al.

(10) **Patent No.:** **US D608,207 S**

(45) **Date of Patent:** **** *Jan. 19, 2010**

(54) **CONTAINER**

(75) Inventors: **Bruce Cummings**, New York, NY (US);
William H. Lunderman, New York, NY
(US); **Fernando Muniz-Simas Moreira**,
Santiago (CL); **Robert Monaghan**,
London (GB); **Pepijn Rutger van der**
Krogt, Santiago (CL); **Guillermo**
Weyland, Santiago (CL)

(73) Assignee: **Colgate - Palmolive Company**, New
York, NY (US)

(*) Notice: This patent is subject to a terminal dis-
claimer.

(**) Term: **14 Years**

(21) Appl. No.: **29/281,606**

(22) Filed: **Jun. 27, 2007**

(51) **LOC (9) Cl.** **09-03**

(52) **U.S. Cl.** **D9/531**

(58) **Field of Classification Search** D9/516,
D9/523, 528, 530, 531, 535, 565, 567, 575;
215/40, 44, 45, 200, 243, 329, 379-386,
215/395, 396, 398, 399

See application file for complete search history.

(56) **References Cited**

U.S. PATENT DOCUMENTS

2,128,249 A	8/1938	Honsis	
D192,886 S	5/1962	Kaplan	
D194,285 S	12/1962	Miller	
D200,879 S	4/1965	Randlett	
D201,157 S	5/1965	Harlow	
D213,763 S	4/1969	Plummer	
4,149,839 A	4/1979	Iwawaki et al.	
4,164,298 A	8/1979	Nishikawa et al.	
4,259,277 A	3/1981	Hill	
D263,448 S *	3/1982	Turcotte	D9/528
D303,630 S *	9/1989	Beechuk et al.	D9/528
D303,929 S *	10/1989	Ross	D9/528
4,919,983 A	4/1990	Fremin	

D315,672 S	3/1991	Peykoff	
5,069,612 A	12/1991	Teutsch et al.	
5,110,521 A	5/1992	Moller	
5,116,547 A	5/1992	Tsukahara et al.	
D332,747 S	1/1993	Darr et al.	
5,282,548 A	2/1994	Ishihara	
D353,331 S	12/1994	Larkin et al.	
D357,631 S	4/1995	Beaver	
D358,334 S	5/1995	Manderfield, Jr.	
D359,689 S *	6/1995	Beaver	D9/528
D368,034 S *	3/1996	Lewin	D9/528
D371,740 S	7/1996	Lathrop et al.	
5,595,799 A	1/1997	Beck et al.	

(Continued)

FOREIGN PATENT DOCUMENTS

DE 058493 8/2001

(Continued)

Primary Examiner—Stella M Reid

Assistant Examiner—Shanda C Hill

(74) *Attorney, Agent, or Firm*—Amy M. Fernandez

(57) ornamental design for a container, as shown and
described. **CLAIM**

DESCRIPTION

FIG. 1 is a perspective view of a container showing our new
design;

FIG. 2 is a front elevation view thereof.

FIG. 3 is a rear elevation view thereof.

FIG. 4 is a left side elevation view thereof.

FIG. 5 is a right side elevation view thereof.

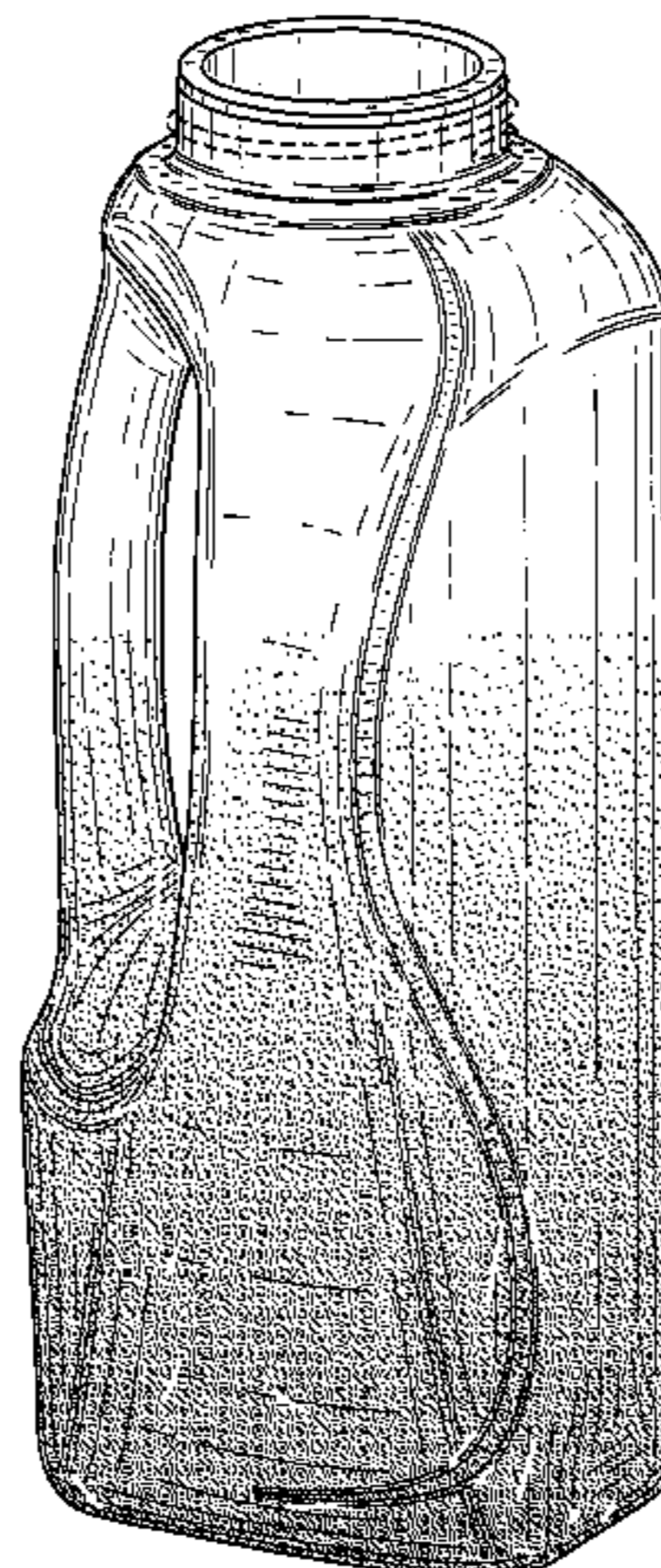
FIG. 6 is a top plan view thereof; and,

FIG. 7 is a bottom plan view thereof.

The broken line showing of threads, part of the top portion
and part of the bottom portion of the container is for illustra-
tive purposes only and forms no part of the claimed design.

The stippling shown in the drawing disclosure denotes a
gradation of color.

1 Claim, 6 Drawing Sheets



US D608,207 S

Page 2

U.S. PATENT DOCUMENTS

D401,154 S 11/1998 Robinson
D414,421 S 9/1999 Paul et al.
D415,034 S 10/1999 Forecast et al.
D417,849 S 12/1999 Beaver
D424,447 S * 5/2000 Knobel D9/528
D452,798 S 1/2002 Nixon
D453,297 S 2/2002 Crawford
6,524,694 B1 2/2003 Phillips
D482,621 S 11/2003 Martin
6,669,358 B2 12/2003 Shimoda
D502,875 S 3/2005 Bowen et al.
6,863,860 B1 3/2005 Birckbichler et al.
6,911,266 B1 6/2005 Skov
D509,744 S 9/2005 Bowen et al.
D515,932 S 2/2006 Sinclair et al.
7,033,656 B2 4/2006 Nahill et al.
D522,868 S * 6/2006 Bowen et al. D9/528

D531,908 S * 11/2006 Mayers D9/531
D534,431 S 1/2007 Harrell et al.
D569,731 S * 5/2008 Yan et al. D9/528
2002/0058114 A1 5/2002 Sung
2003/0006210 A1* 1/2003 Iizuka et al. 215/398
2005/0170114 A1 8/2005 Hill
2005/0287323 A1 12/2005 Akiyama et al.
2006/0038310 A1 2/2006 Lipson
2006/0210746 A1 9/2006 Shi et al.
2006/0231986 A1 10/2006 Dueringer et al.
2007/0045904 A1 3/2007 Ulcej et al.

FOREIGN PATENT DOCUMENTS

EP 1547751 6/2005
JP 86059984 12/1976
JP 2000117820 4/2000
JP 2000255578 9/2000

* cited by examiner

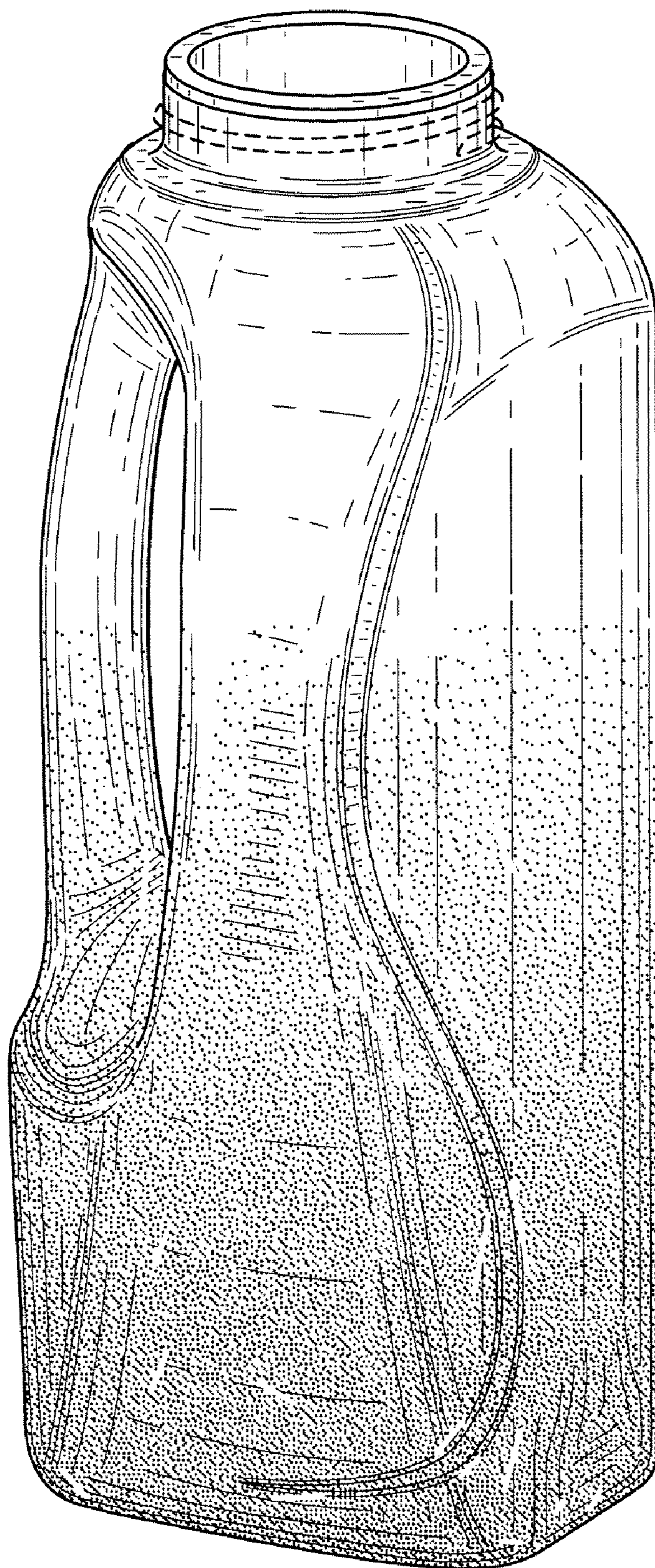


FIG. 1

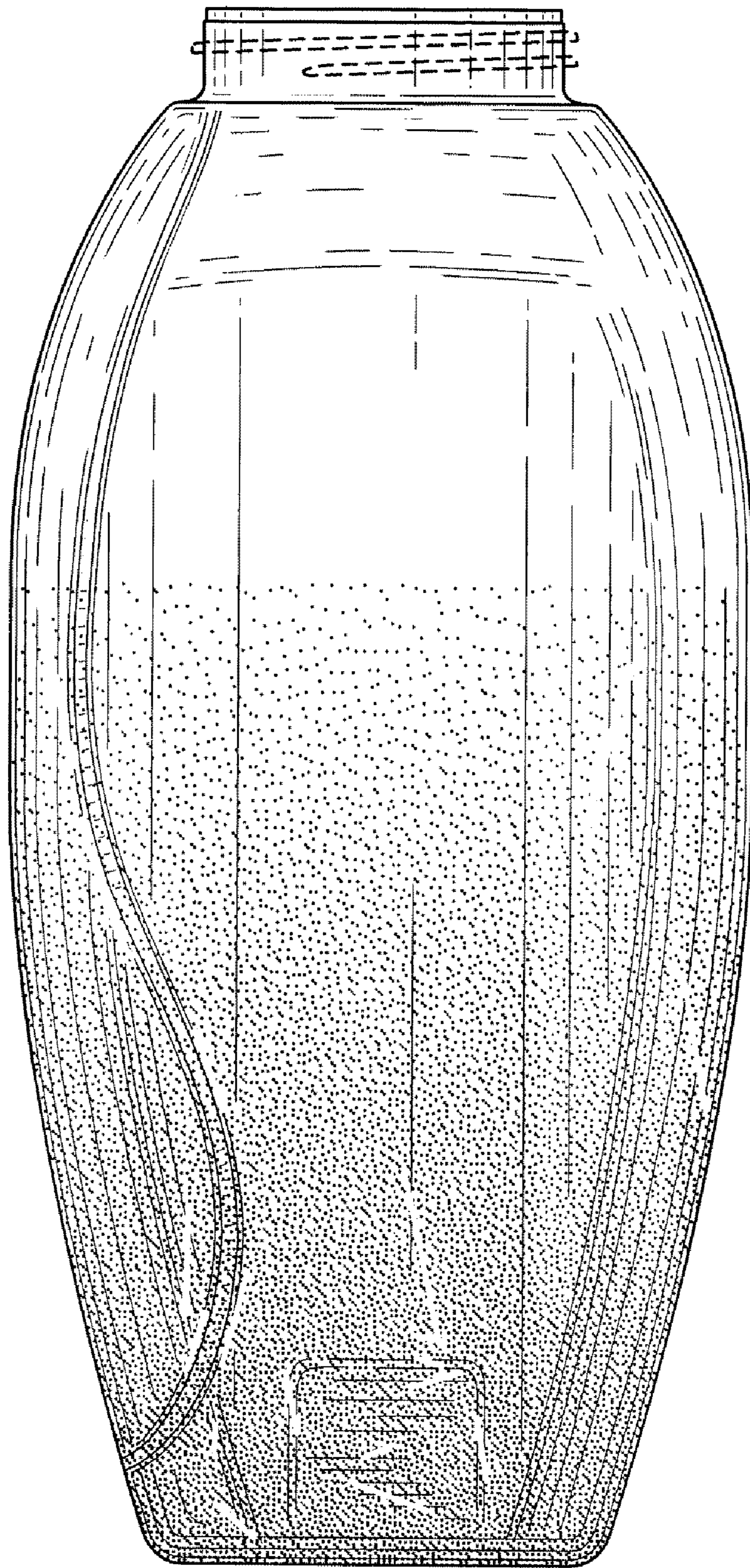


FIG. 2

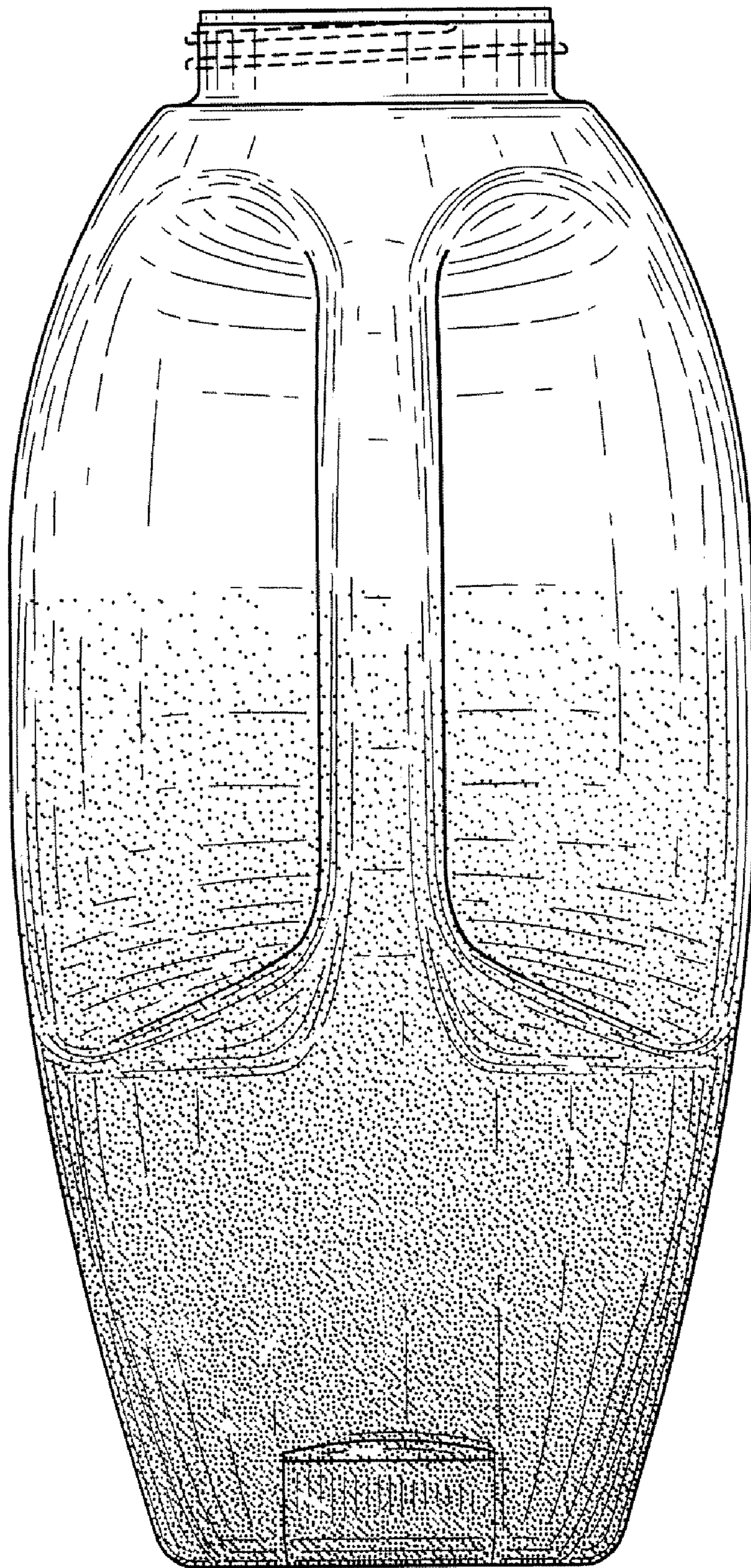


FIG. 3

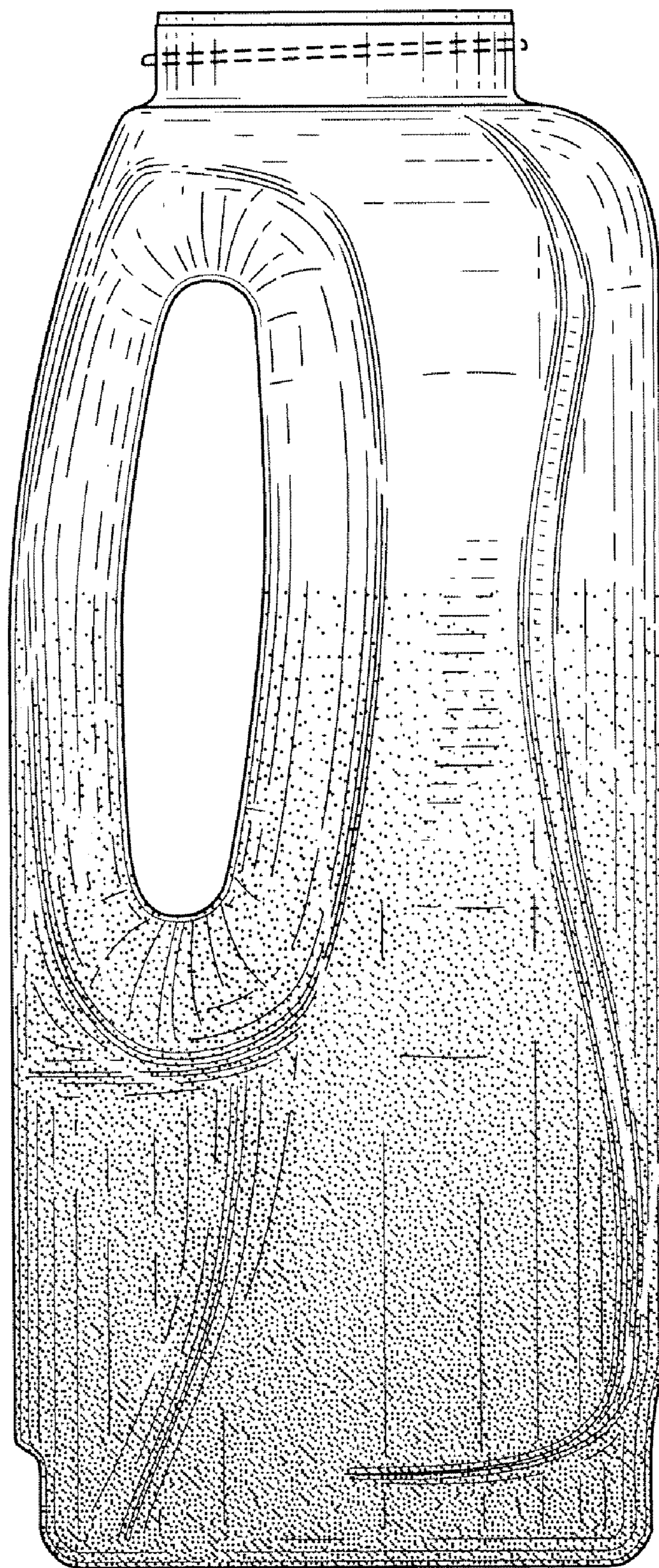


FIG. 4

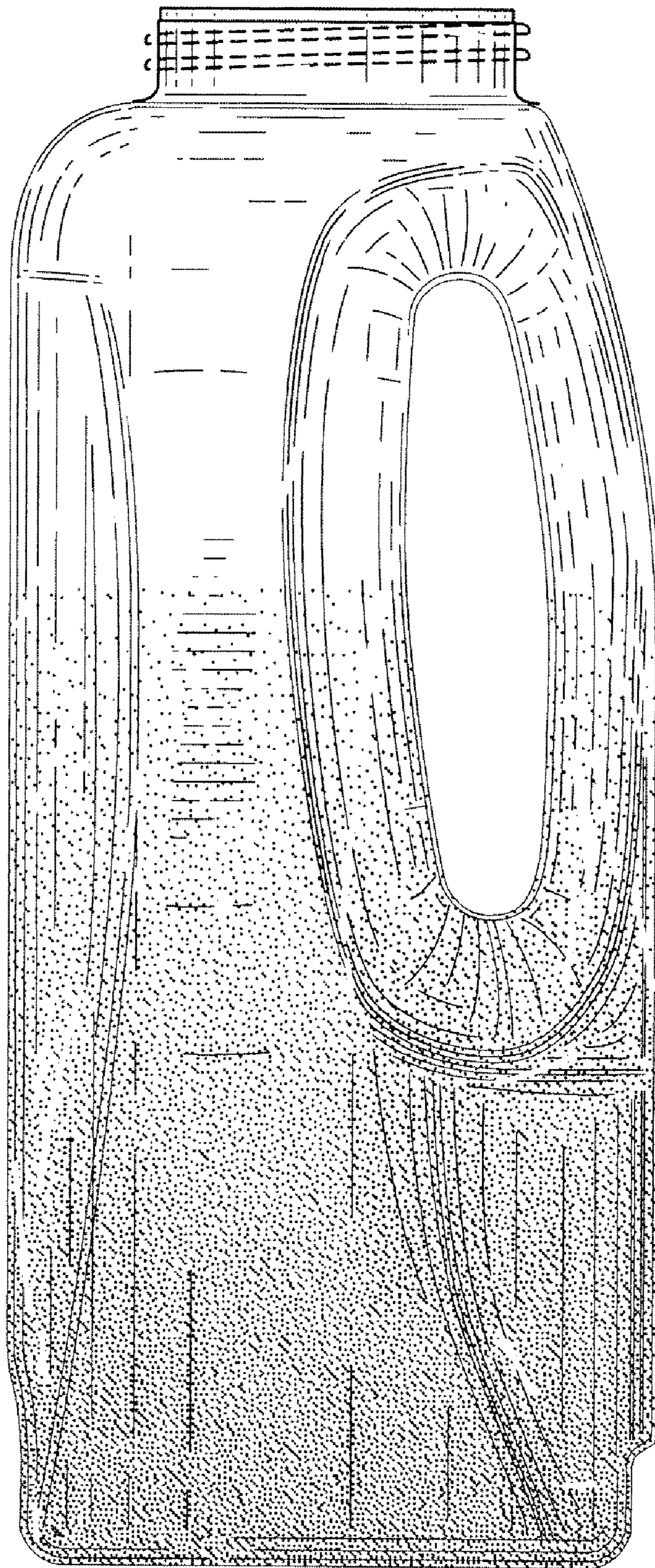


FIG. 5

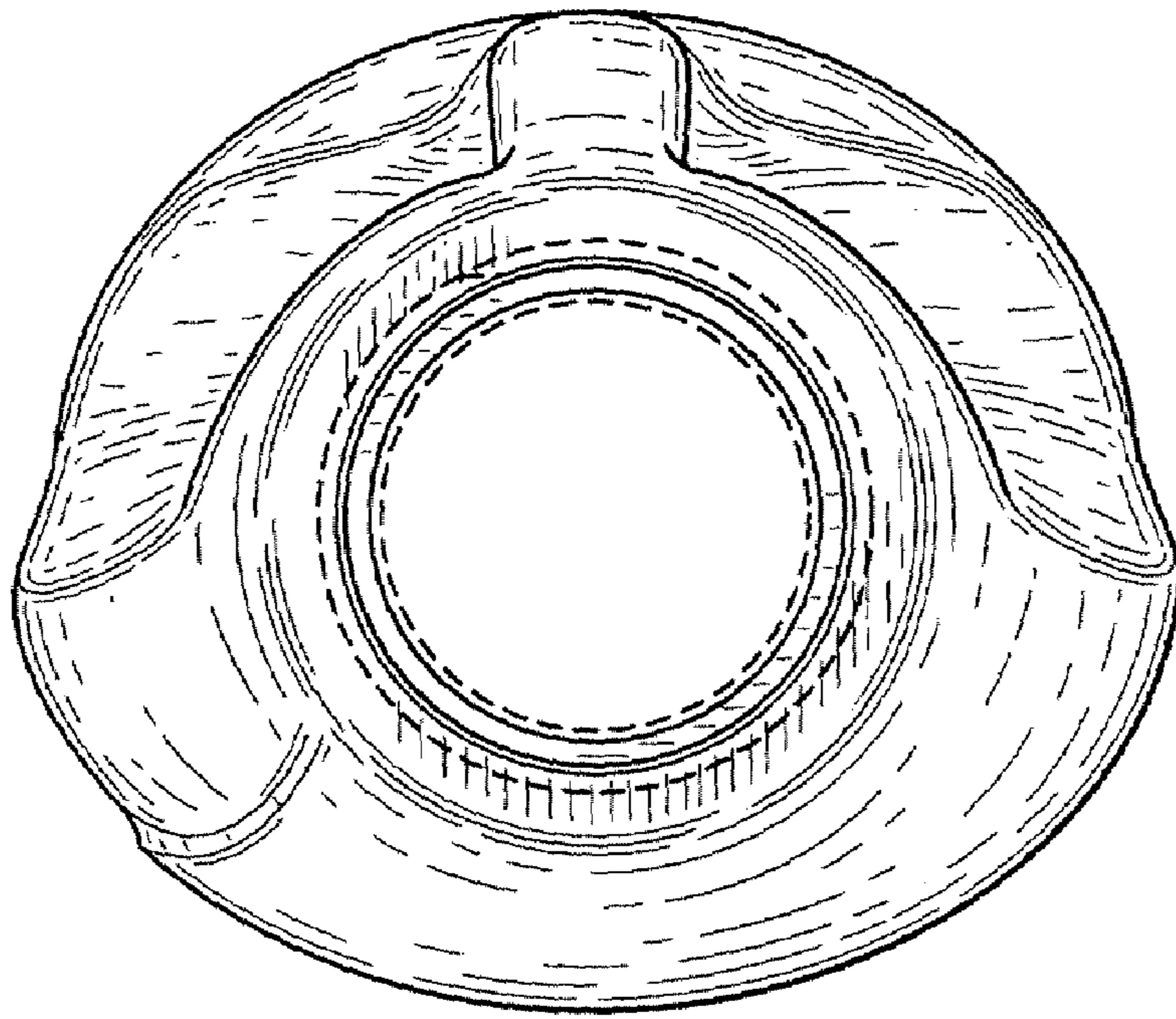


FIG. 6

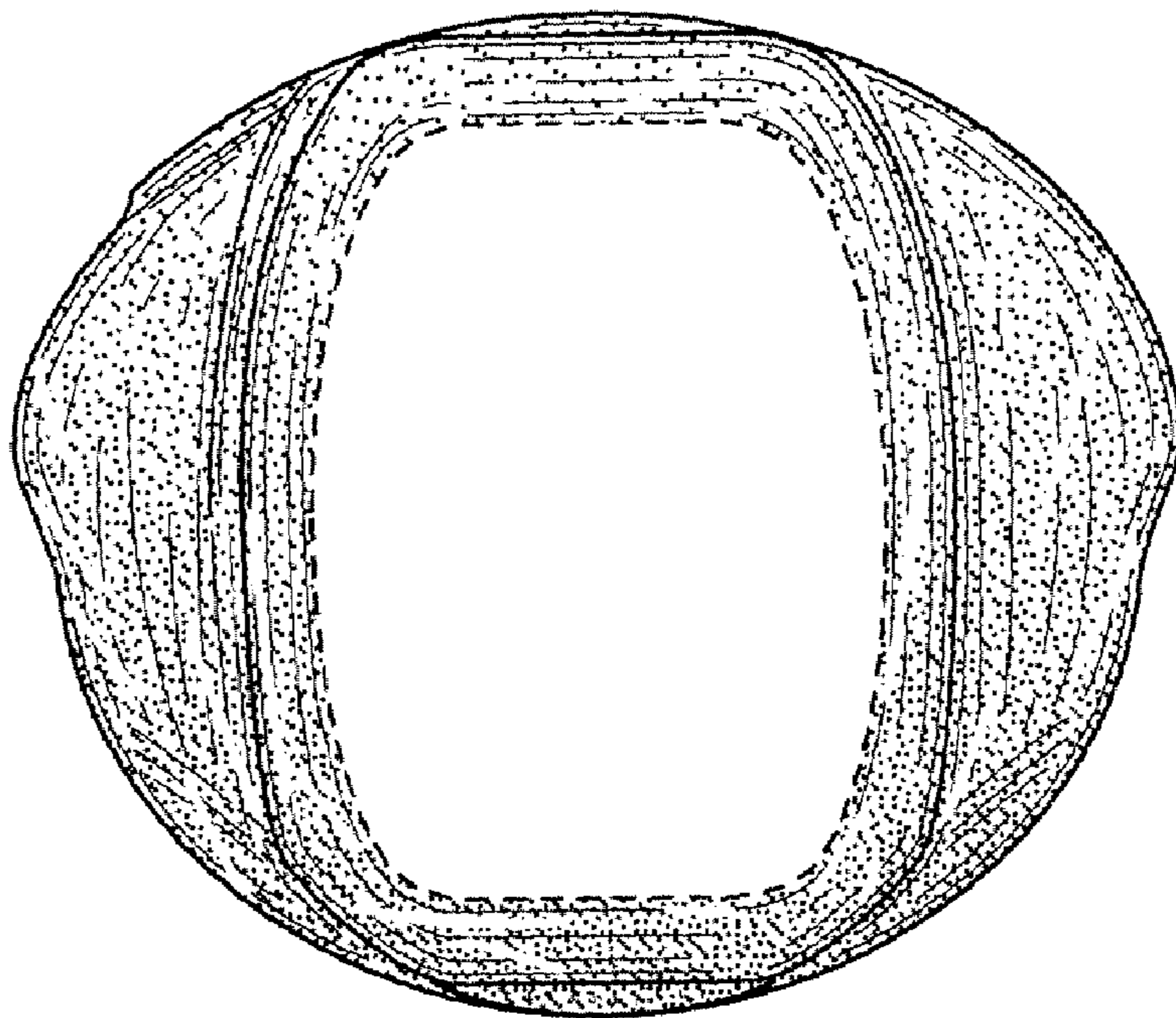


FIG. 7