



US00D608203S

(12) **United States Design Patent**
Yourist

(10) **Patent No.:** **US D608,203 S**
(45) **Date of Patent:** **** Jan. 19, 2010**

(54) **CONTAINER**

(75) Inventor: **Sheldon E. Yourist**, York, PA (US)

(73) Assignee: **Graham Packaging Company, L.P.**,
York, PA (US)

(**) Term: **14 Years**

(21) Appl. No.: **29/319,036**

(22) Filed: **Jun. 3, 2008**

(51) **LOC (9) Cl.** **09-01**

(52) **U.S. Cl.** **D9/502; D9/538**

(58) **Field of Classification Search** D9/500,
D9/502-505, 516, 537-540, 549-550, 557-558;
215/379, 381-384; 220/660, 662, 669-673,
220/675

See application file for complete search history.

(56) **References Cited**

U.S. PATENT DOCUMENTS

D236,429 S *	8/1975	Strand	D9/501
D263,026 S	2/1982	Beechuk et al.		
4,946,053 A	8/1990	Conrad		
5,092,474 A	3/1992	Leigner		
5,226,538 A	7/1993	Roselle		
5,303,834 A	4/1994	Krishnakumar et al.		
5,971,184 A	10/1999	Krishnakumar et al.		
D421,910 S *	3/2000	Warner et al.	D9/520
6,044,996 A	4/2000	Carew et al.		
D428,813 S *	8/2000	Haley	D9/500
D446,730 S	8/2001	Adee et al.		
D462,273 S	9/2002	Crawford		
6,837,390 B2	1/2005	Lane et al.		
D520,363 S *	5/2006	Perez	D9/500
D532,311 S *	11/2006	Yourist	D9/538
7,137,520 B1	11/2006	Melrose		
D538,658 S *	3/2007	Horne et al.	D9/502
D545,194 S *	6/2007	Goudsblom	D9/502
D567,088 S *	4/2008	Kruparova	D9/500
2001/0022291 A1	9/2001	Shimada et al.		

2001/0054597 A1 12/2001 Ozawa et al.

(Continued)

FOREIGN PATENT DOCUMENTS

EP 1431190 6/2004

(Continued)

OTHER PUBLICATIONS

“And Constar Makes Three in the Hot-Fill, Panel-Less Bottle Race”,
Packaging Strategies, Aug. 31, 2005, p. 5, (www.packstrat.com).

Primary Examiner—Ian Simmons

Assistant Examiner—Dana L Sipos

(74) *Attorney, Agent, or Firm*—Knoble Yoshida & Dunleavy,
LLC

(57) **CLAIM**

The ornamental design for a “container,” as shown and
described.

DESCRIPTION

FIG. 1 is a top, perspective view of a container showing my
new design;

FIG. 2 is a front elevation view thereof, the rear elevation view
being identical;

FIG. 3 is a side elevation view thereof, the opposing side
elevation view being identical;

FIG. 4 is a top plan view thereof;

FIG. 5 is a top perspective view of a second embodiment of a
container showing my new design;


FIG. 6 is a front elevation view thereof, the rear elevation view
being identical;

FIG. 7 is a side elevation view thereof, the opposing side
elevation view being identical; and,

FIG. 8 is a top plan view thereof.

The broken lines in the drawings illustrate the portions of the
design that form no part of the claim.

1 Claim, 8 Drawing Sheets



US D608,203 S

Page 2

U.S. PATENT DOCUMENTS

2002/0092821 A1 7/2002 Saito et al.
2003/0136754 A1 7/2003 Bourque et al.
2005/0067369 A1 3/2005 Trude
2007/0090083 A1 4/2007 Trude

FOREIGN PATENT DOCUMENTS

NZ 239179 5/2000

NZ 513783 12/2003
NZ 516023 4/2004
WO 2000/050309 A1 8/2000
WO 2000/068095 A1 11/2000
WO 2005/067419 A2 7/2005
WO 2006/039523 A1 4/2006

* cited by examiner

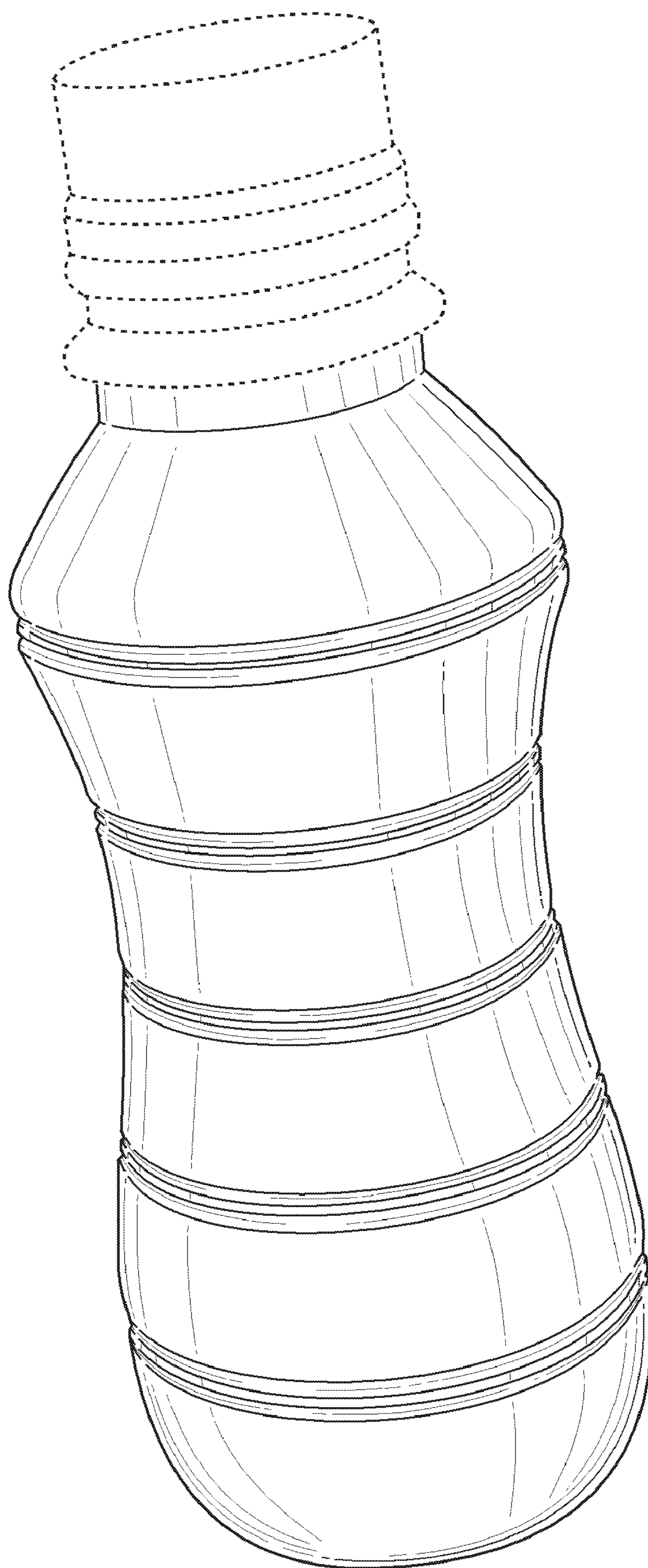


FIG. 1




FIG. 2




FIG. 3

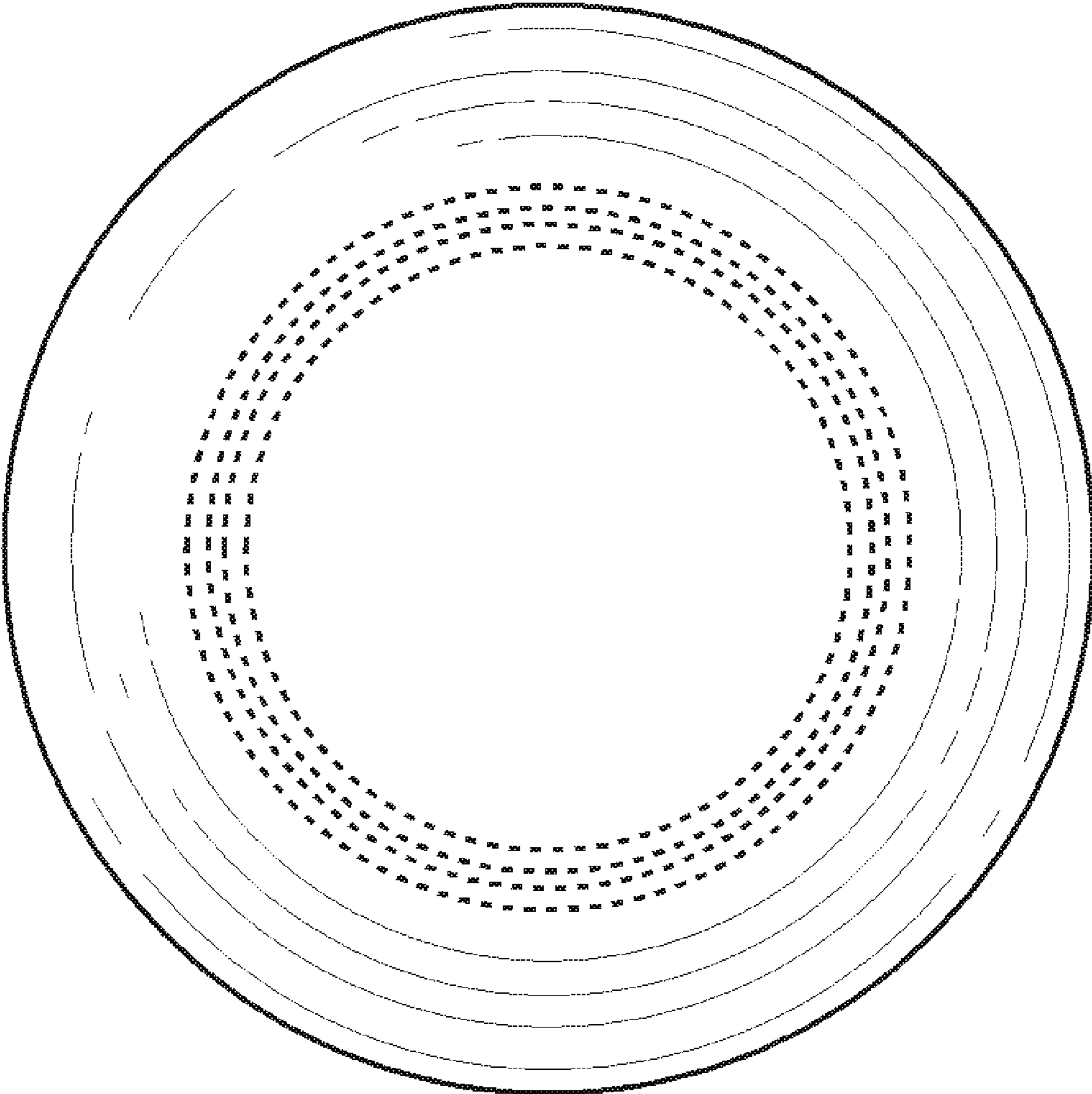


FIG. 4

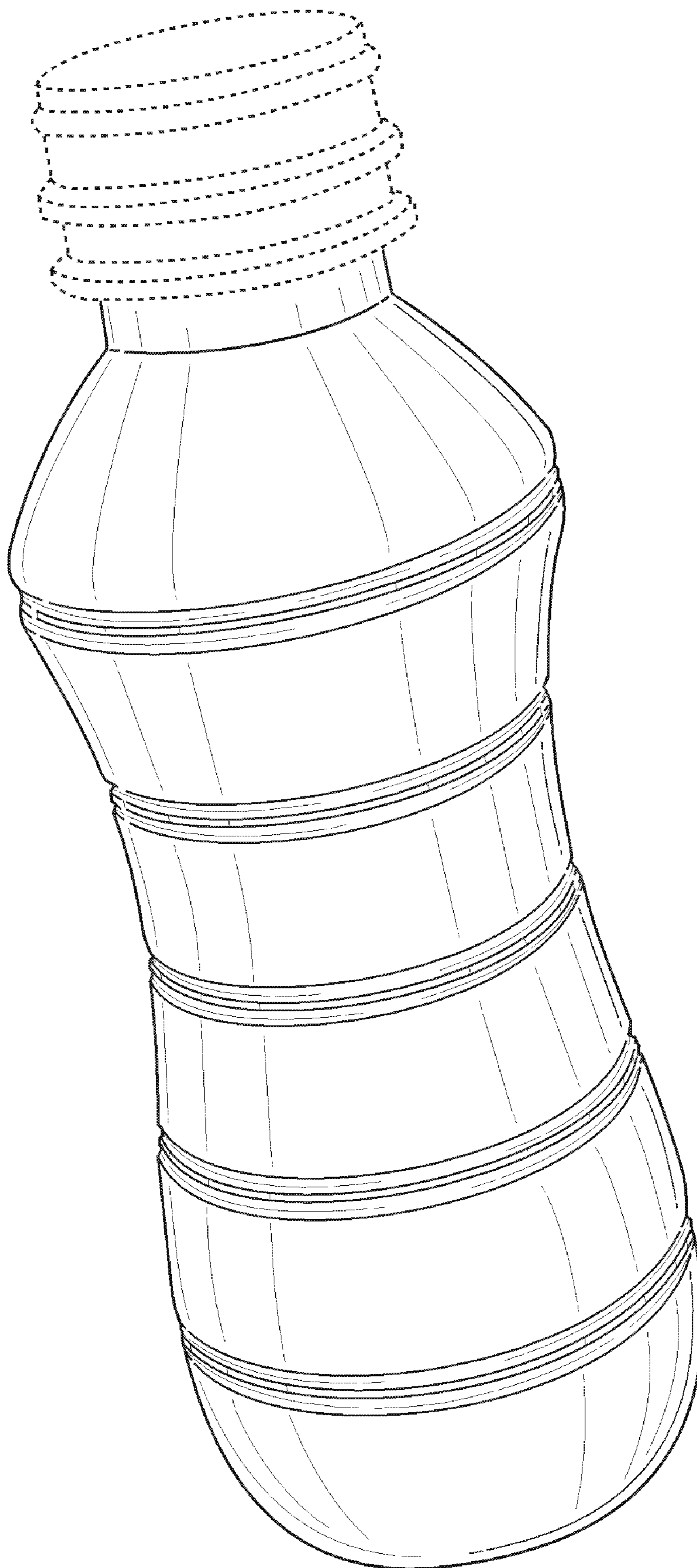


FIG. 5

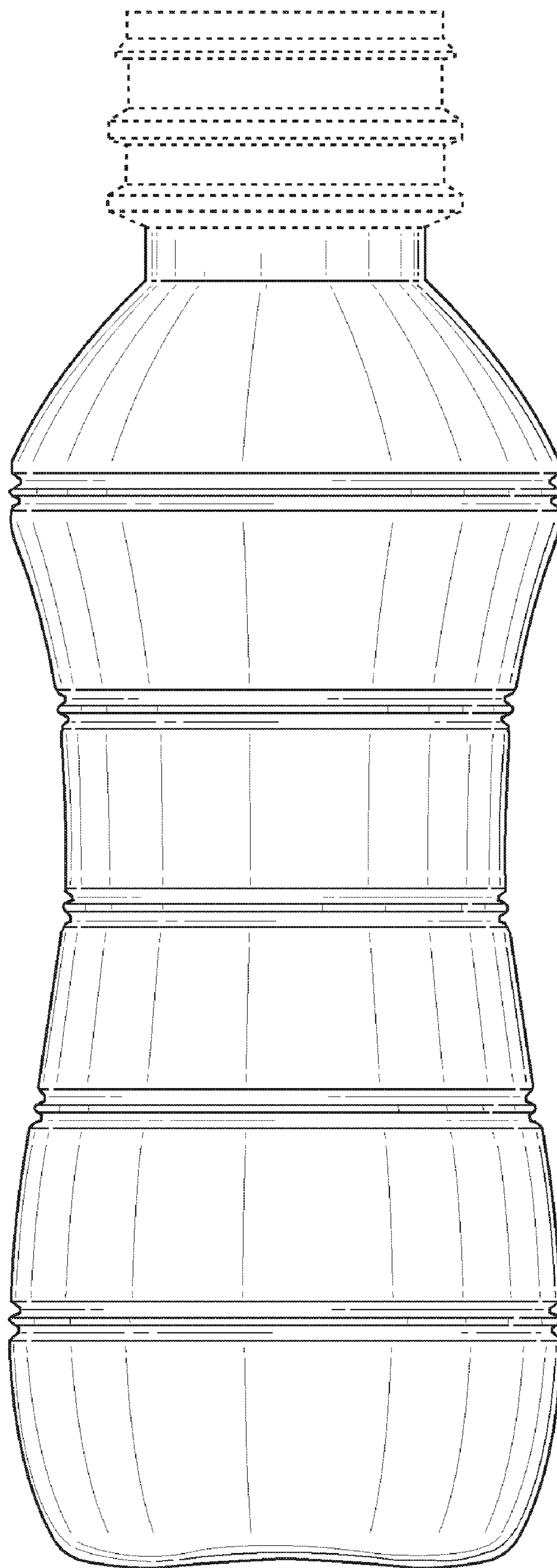


FIG. 6




FIG. 7

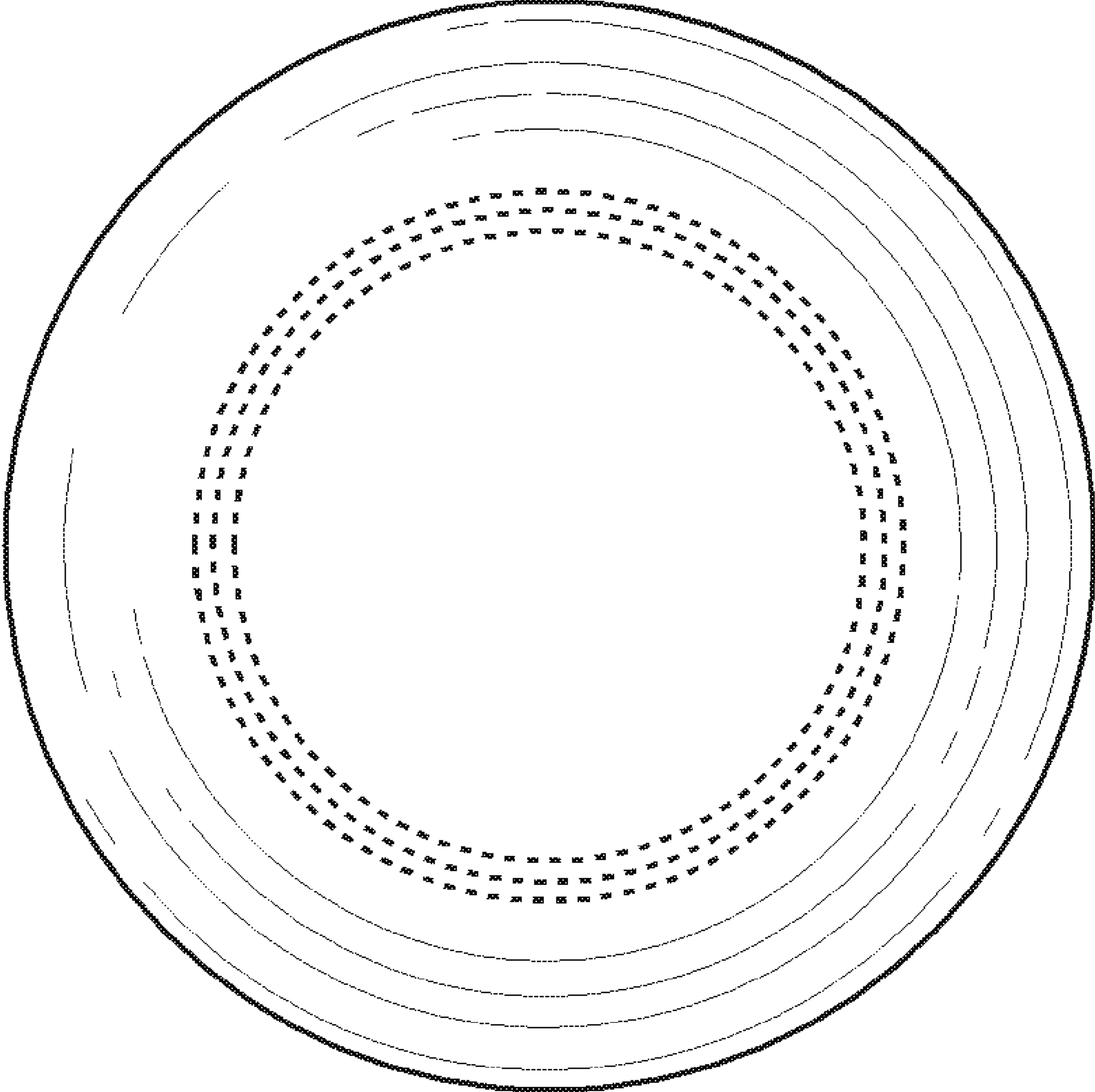


FIG. 8