



US00D608187S

(12) **United States Design Patent**  
**Baron**

(10) **Patent No.:** **US D608,187 S**  
(45) **Date of Patent:** **\*\* Jan. 19, 2010**

(54) **HOOK**

D475,591 S \* 6/2003 Luquire ..... D8/34  
D565,392 S \* 4/2008 Shetler ..... D8/356

(75) Inventor: **Ingrid Baron**, London (GB)

(73) Assignee: **Sao Paulo Alpargatas**, Sao Paulo (BR)

(\*\*) Term: **14 Years**

(21) Appl. No.: **29/309,005**

(22) Filed: **Jun. 10, 2008**

(30) **Foreign Application Priority Data**

Dec. 10, 2007 (BR) ..... DI 6705278-9

(51) **LOC (9) Cl.** ..... **08-05**

(52) **U.S. Cl.** ..... **D8/367**

(58) **Field of Classification Search** ..... D8/367;  
248/301-304; 24/600.9, 601.1-601.2, 601.5,  
24/599.8, 600.3

See application file for complete search history.

(56) **References Cited**

**U.S. PATENT DOCUMENTS**

D348,214 S \* 6/1994 Girardin ..... D8/367  
D375,252 S \* 11/1996 Serra Fabregas ..... D8/356  
5,878,834 A \* 3/1999 Brainerd et al. .... 182/3

**OTHER PUBLICATIONS**

AU 321431 S (San Paulo Alpargatas S.A.) Oct. 13, 2008 (abstract).  
[online] [retrieved on Jun. 1, 2009]. Retrieved from: Australian patent  
database.\*

\* cited by examiner

*Primary Examiner*—Holly H Baynham

(74) *Attorney, Agent, or Firm*—Arent Fox LLP

(57) **CLAIM**

The ornamental design for a hook, as shown and described.

**DESCRIPTION**

FIG. 1 is a perspective view of the hook of the present invention;

FIG. 2 is a frontal view of the hook of FIG. 1;

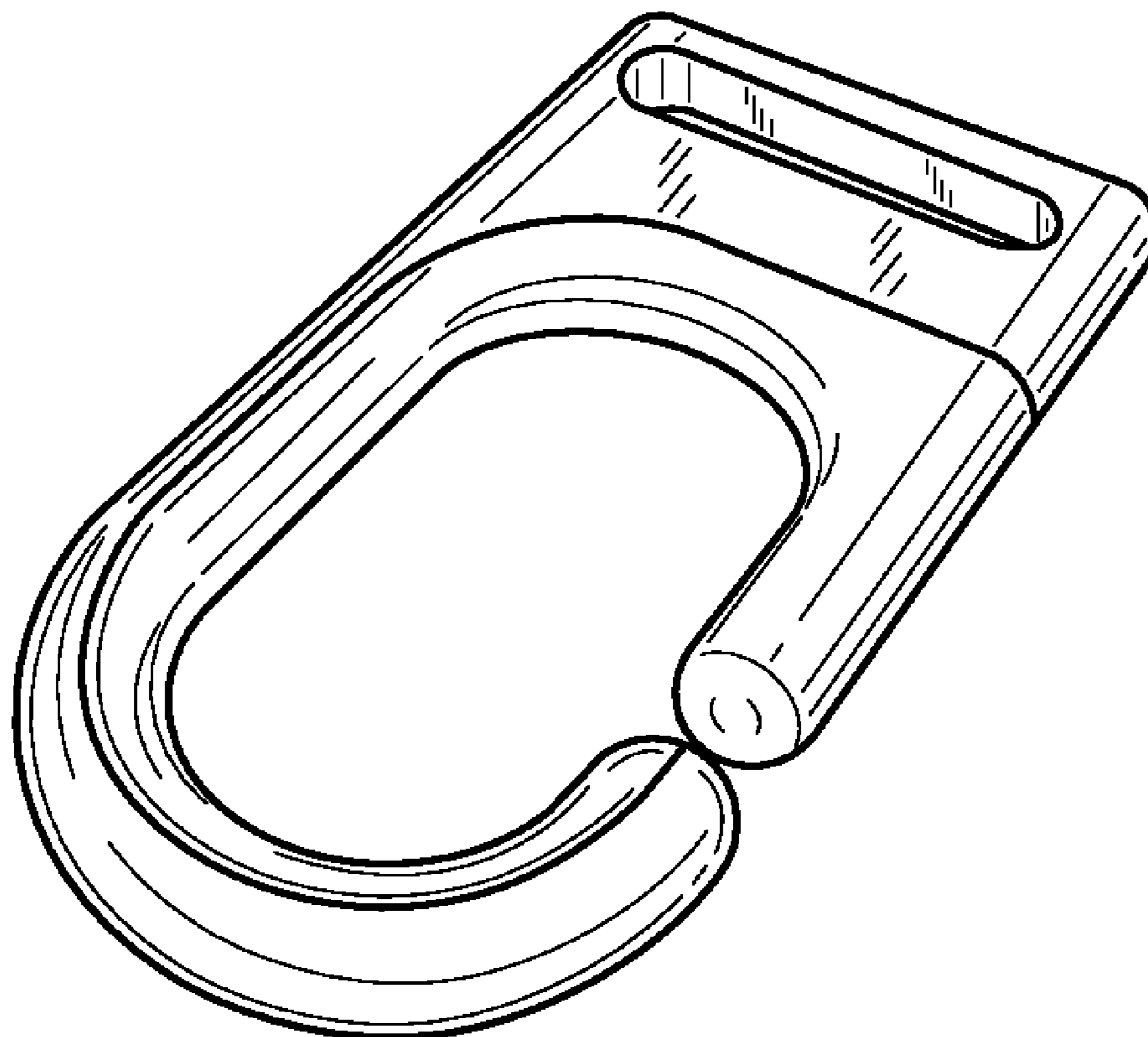
FIG. 3 is a rear view of the hook of FIG. 2;

FIG. 4 is a right side view of the hook of FIG. 3;

FIG. 5 is a left side view of the hook of FIG. 4; and,

FIG. 6 is a bottom plan view of the hook shown in FIGS. 1 to 5 above.

**1 Claim, 2 Drawing Sheets**



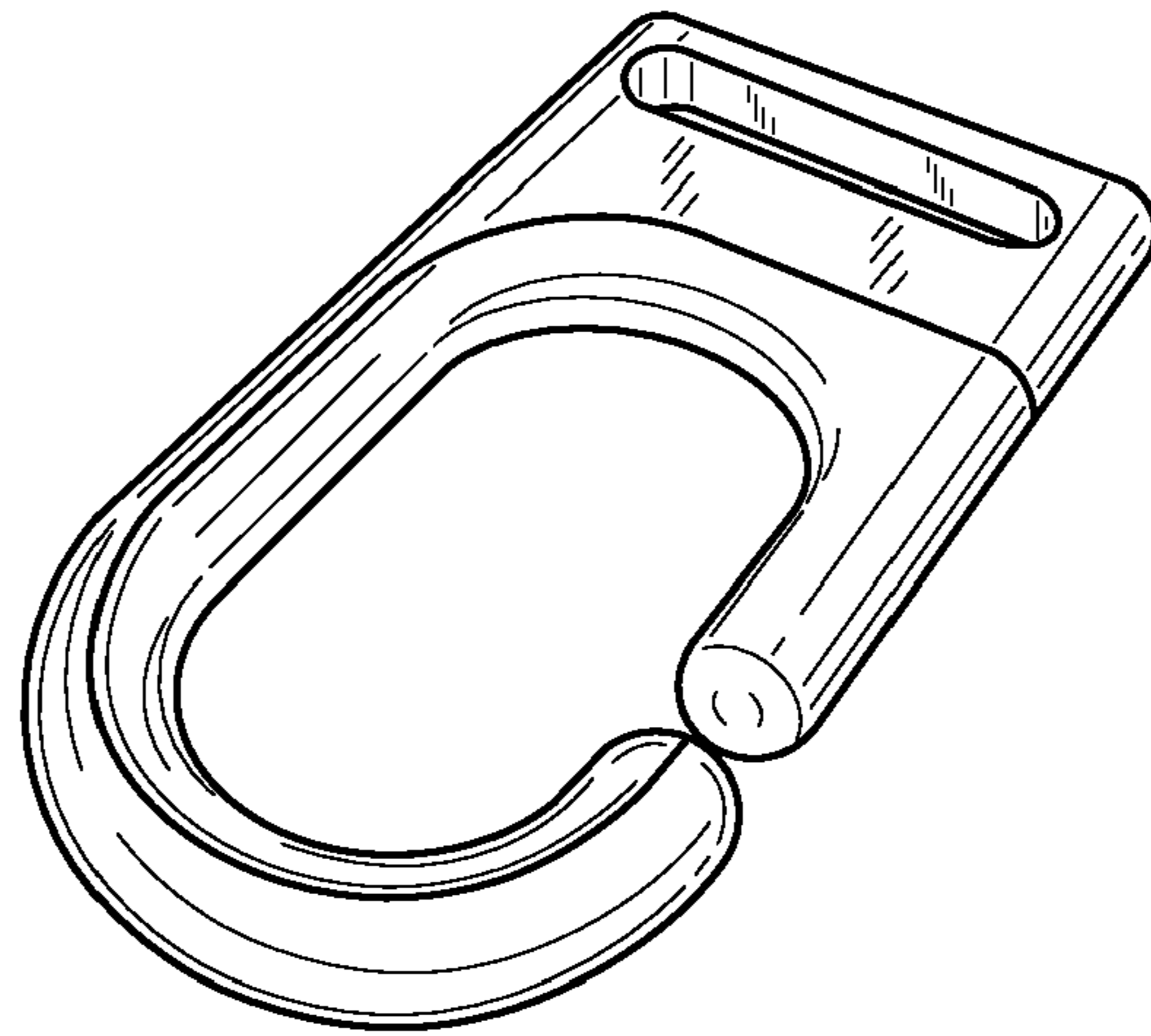


FIG. 1

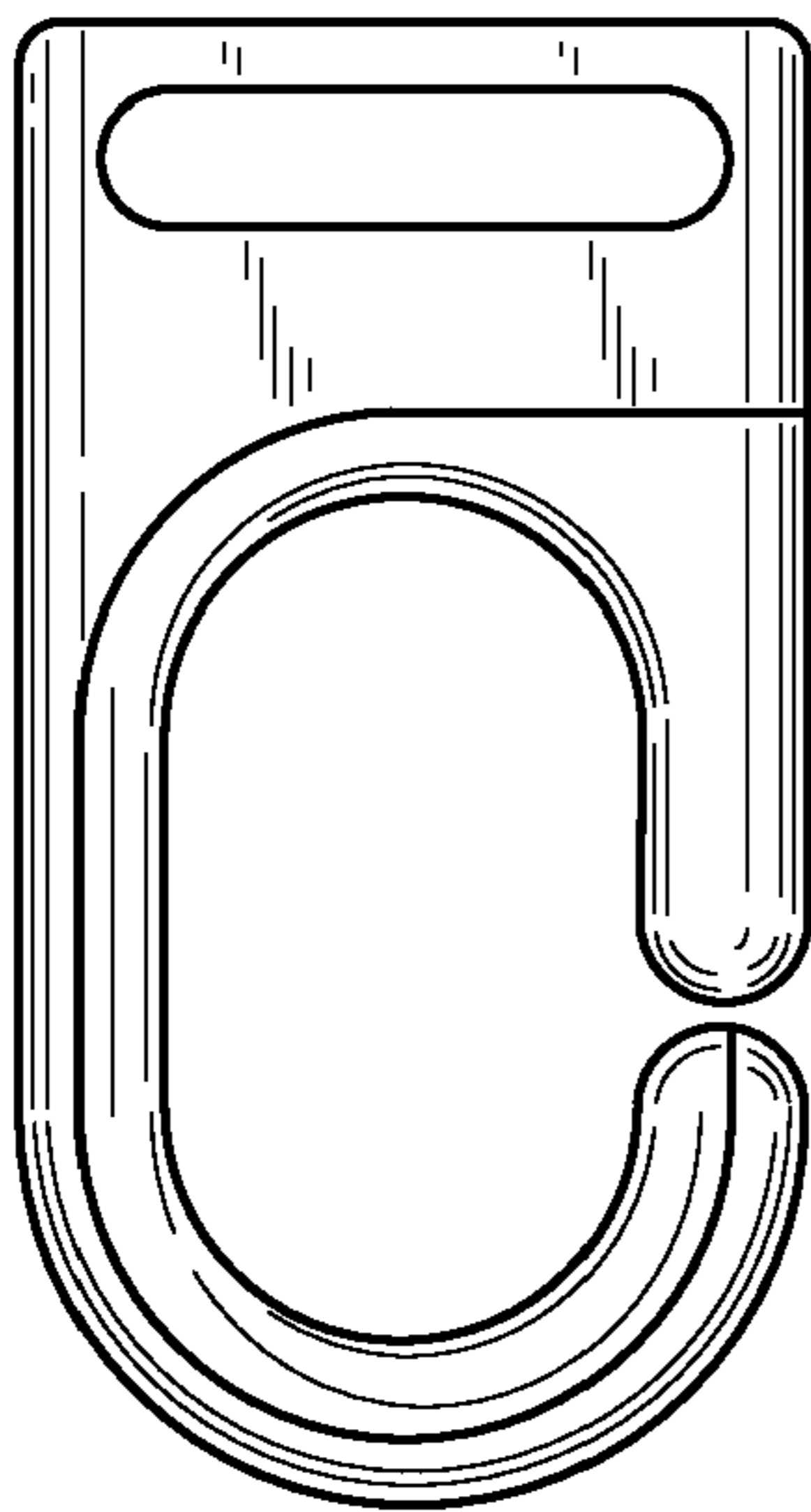


FIG. 2

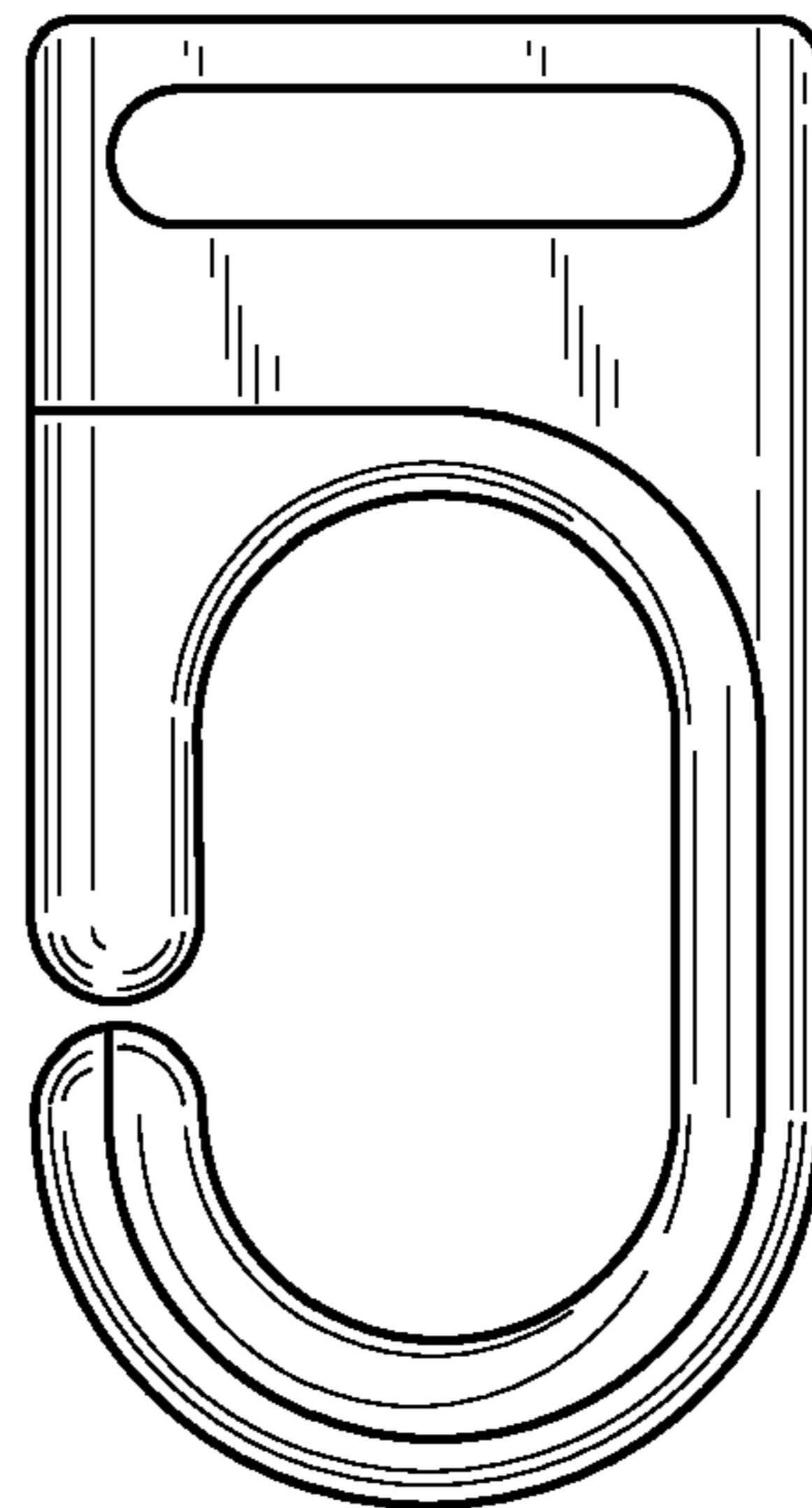


FIG. 3



FIG. 4



FIG. 5



FIG. 6