



US00D608169S

(12) **United States Design Patent**
Johnson

(10) **Patent No.:** **US D608,169 S**
(45) **Date of Patent:** **** Jan. 19, 2010**

(54) **AUTOMOBILE GAS CAP REMOVAL TOOL WITH RUBBERIZED GRIP**

5,699,701 A 12/1997 Cotton, Jr.
D399,715 S * 10/1998 Budd, Sr. D8/17
5,896,785 A 4/1999 Shaw et al.
6,285,934 B1 * 9/2001 Shaw 701/36
7,096,758 B1 8/2006 Ferkany et al.

(76) Inventor: **Myra M. Johnson**, 62 Goldenrod Ave., Auburn, CA (US) 95603

(**) Term: **14 Years**

* cited by examiner

(21) Appl. No.: **29/344,008**

Primary Examiner—Raphael Barkai

Assistant Examiner—Randall H Gholson

(22) Filed: **Sep. 22, 2009**

(74) *Attorney, Agent, or Firm*—Crossley Patent Law; Mark Crossley

(51) **LOC (9) Cl.** **08-05**

(57) **CLAIM**

(52) **U.S. Cl.** **D8/21**

(58) **Field of Classification Search** D8/21–29, D8/81–87, 102–107, 98, 99, 55, 93, 94; 81/60–63.2, 81/177.1, 177.85, 177.8, 489, 125.1, 121.1, 81/119–120, 176.1, 186, 177.9, 185.1, 176.2, 81/165, 170, 3.35, 58, 3.345, 155; 206/378; 16/429, 441, 124.6; 7/100, 138, 168, 157
See application file for complete search history.

The ornamental design for an automobile gas cap removal tool with rubberized grip, as shown and described.

DESCRIPTION

(56) **References Cited**

U.S. PATENT DOCUMENTS

1,932,147 A * 10/1933 Sabatine 215/302
1,958,505 A * 5/1934 Aki 132/309
3,007,357 A * 11/1961 Nalley 81/3.4
3,656,793 A * 4/1972 Mathews 81/120
4,836,065 A 6/1989 Setliff
4,846,025 A * 7/1989 Keller et al. 81/3.09
D382,781 S 8/1997 Shaw
D387,255 S 12/1997 Rhoten

FIG. 1 is a front elevation view of an automobile gas cap removal tool with rubberized grip showing my new design, the opposite side being a mirror image of the shown;

FIG. 2 is a right elevation view thereof, the opposite side being a mirror image of the shown;

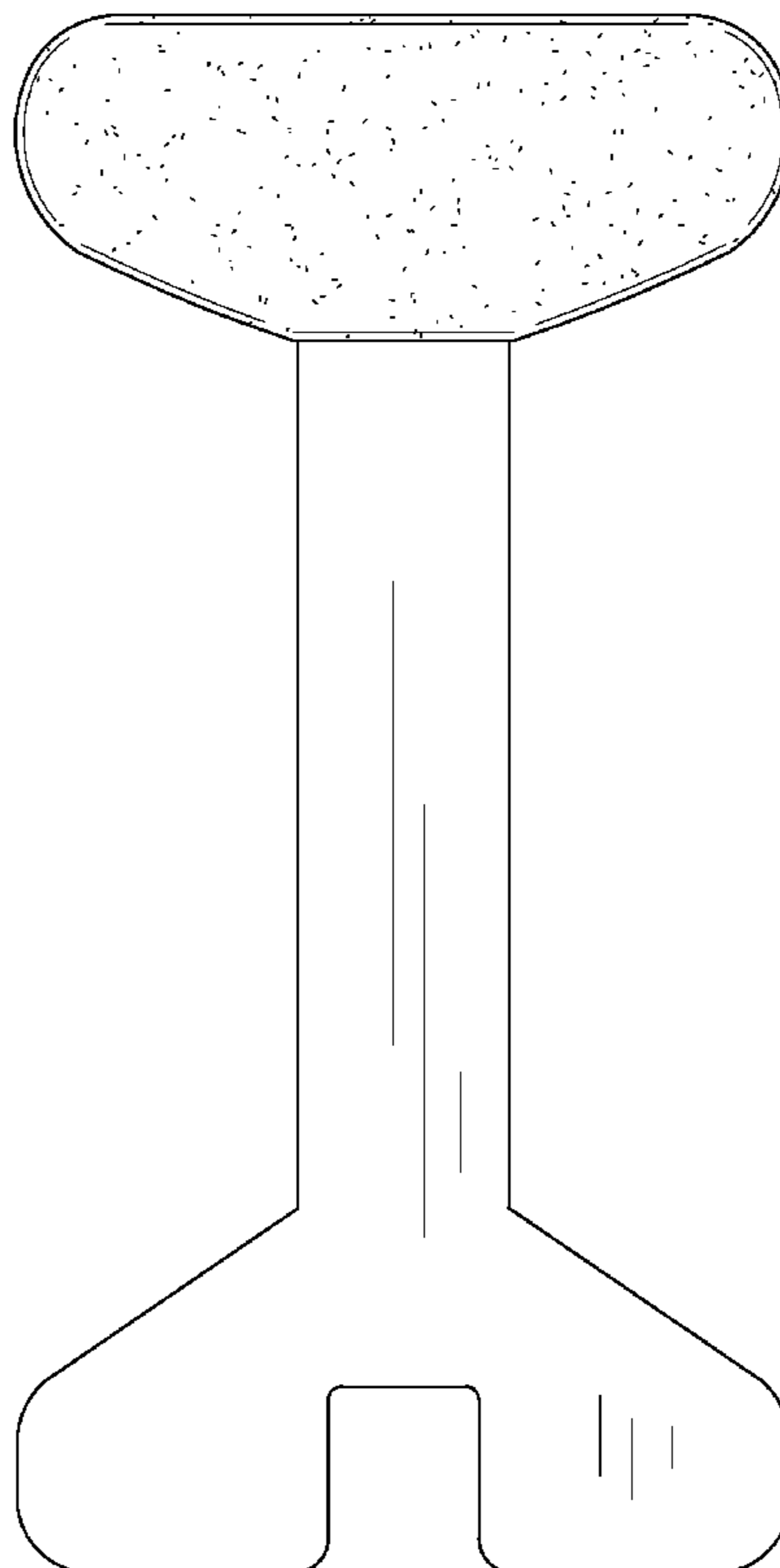
FIG. 3 is a top plan view thereof;

FIG. 4 is a bottom plan view thereof; and,

FIG. 5 is an in-use isometric view thereof.

The broken lines in the drawings depict environmental subject matter only and form no part of the claimed design.

1 Claim, 3 Drawing Sheets



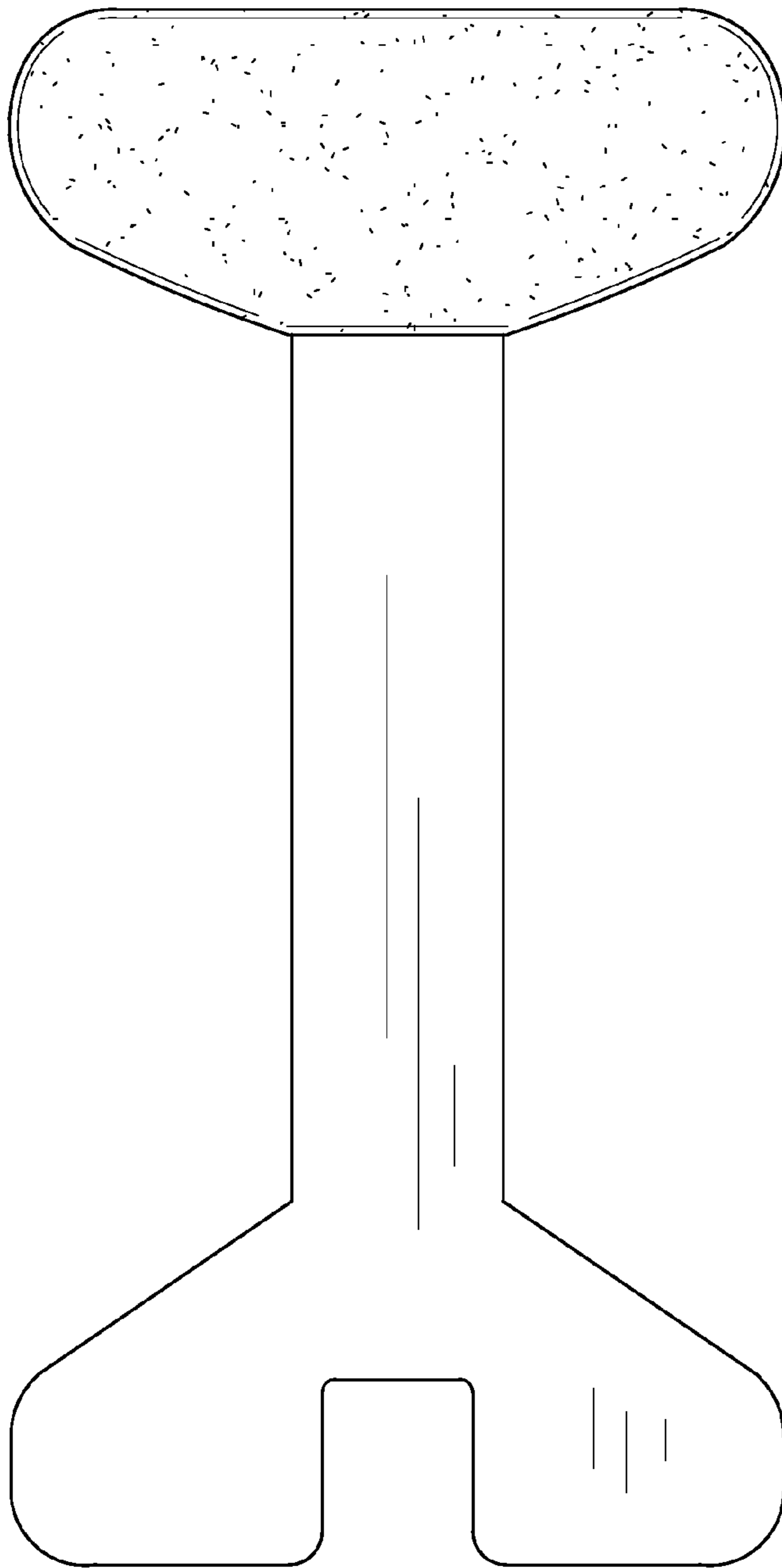


FIG. 1

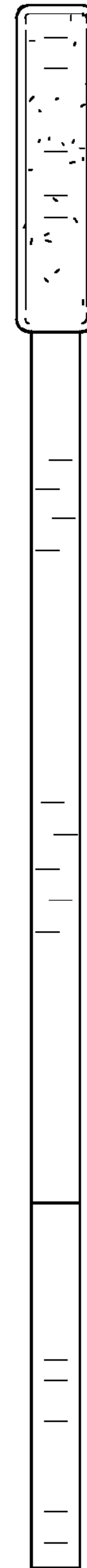


FIG. 2

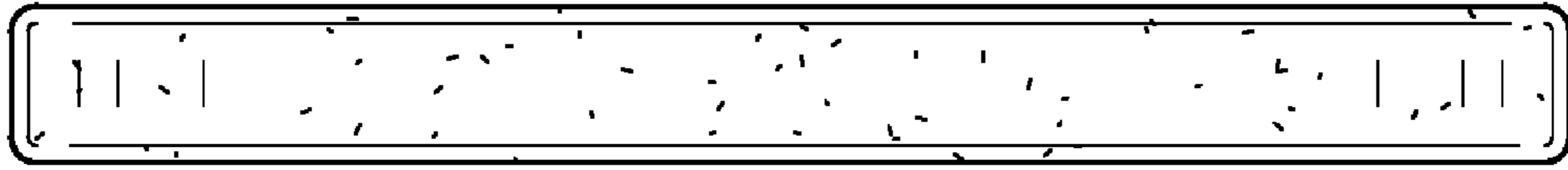


FIG. 3

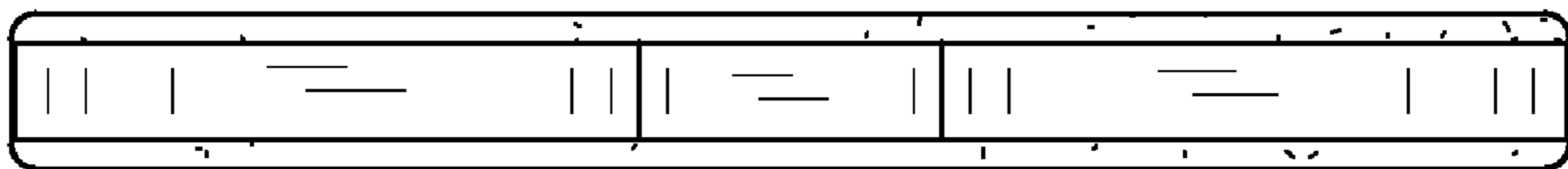


FIG. 4

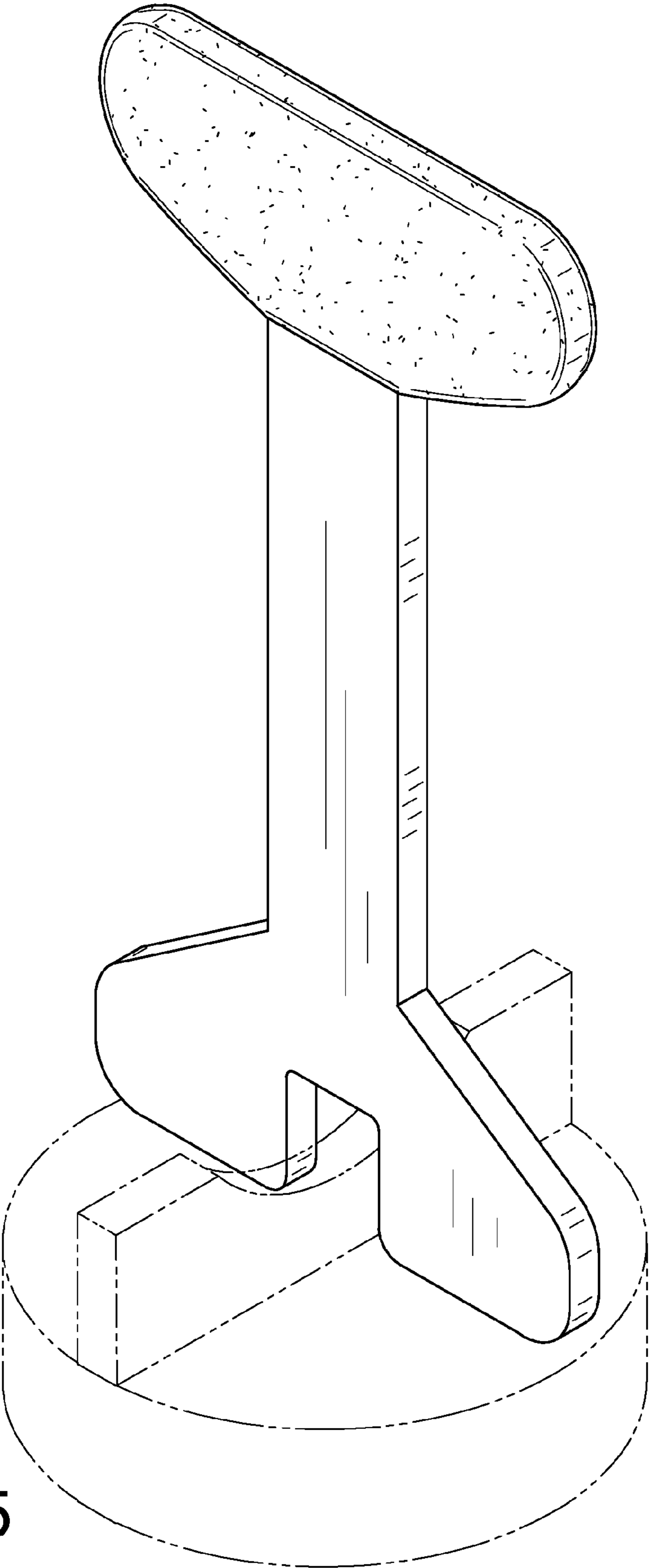


FIG. 5