



US00D608154S

(12) **United States Design Patent**  
**Furlong**

(10) **Patent No.:** **US D608,154 S**  
(45) **Date of Patent:** **\*\* Jan. 19, 2010**

(54) **FOOD STORAGE CONTAINER BASE**

(75) Inventor: **Brian Douglas Furlong**, Davidson, NC  
(US)

(73) Assignee: **Rubbermaid Incorporated**,  
Huntersville, NC (US)

(\*\*) Term: **14 Years**

(21) Appl. No.: **29/331,518**

(22) Filed: **Jan. 27, 2009**

(51) **LOC (9) Cl.** ..... **07-07**

(52) **U.S. Cl.** ..... **D7/602**

(58) **Field of Classification Search** ..... D7/601,  
D7/602, 629, 538-546; D9/414, 424-432,  
D9/761; 220/780-806, 574-575  
See application file for complete search history.

(56) **References Cited**

U.S. PATENT DOCUMENTS

D248,142 S *	6/1978	Greger	.....	D7/359
D279,252 S	6/1985	Daenen et al.		
D279,253 S	6/1985	Daenen et al.		
4,700,842 A *	10/1987	Grusin	.....	206/508
D355,814 S	2/1995	VanValkenburg et al.		
D372,170 S	7/1996	Ahern		
5,624,051 A *	4/1997	Ahern et al.	.....	220/553
D384,555 S *	10/1997	Bradley	.....	D7/545
D417,367 S	12/1999	Laib		
D419,829 S	2/2000	Wilson et al.		
D446,085 S	8/2001	Dretzka		
D449,495 S *	10/2001	Tucker et al.	.....	D7/629
D465,887 S *	11/2002	Begnani	.....	D32/35
D475,620 S	6/2003	Chen et al.		

D477,186 S *	7/2003	de Groote et al.	.....	D7/543
D511,073 S	11/2005	Luna et al.		
D514,389 S *	2/2006	Luna et al.	.....	D7/602
D530,625 S	10/2006	Darin		
D539,100 S *	3/2007	Zhao	.....	D7/629
D573,414 S	7/2008	Bellon		

\* cited by examiner

*Primary Examiner*—Terry A Wallace

(74) *Attorney, Agent, or Firm*—Lempia Braidwood LLC

(57) **CLAIM**

The ornamental design for a “food storage container base,” as shown and described.

**DESCRIPTION**

FIG. 1 is a top, front, and left side perspective view showing my new design for a food storage container base;

FIG. 2 is a front view of the food storage container base shown in FIG. 1, the rear view being a mirror image thereof;

FIG. 3 is a left side view of the food storage container base shown in FIG. 1, the right side view being a mirror image thereof;

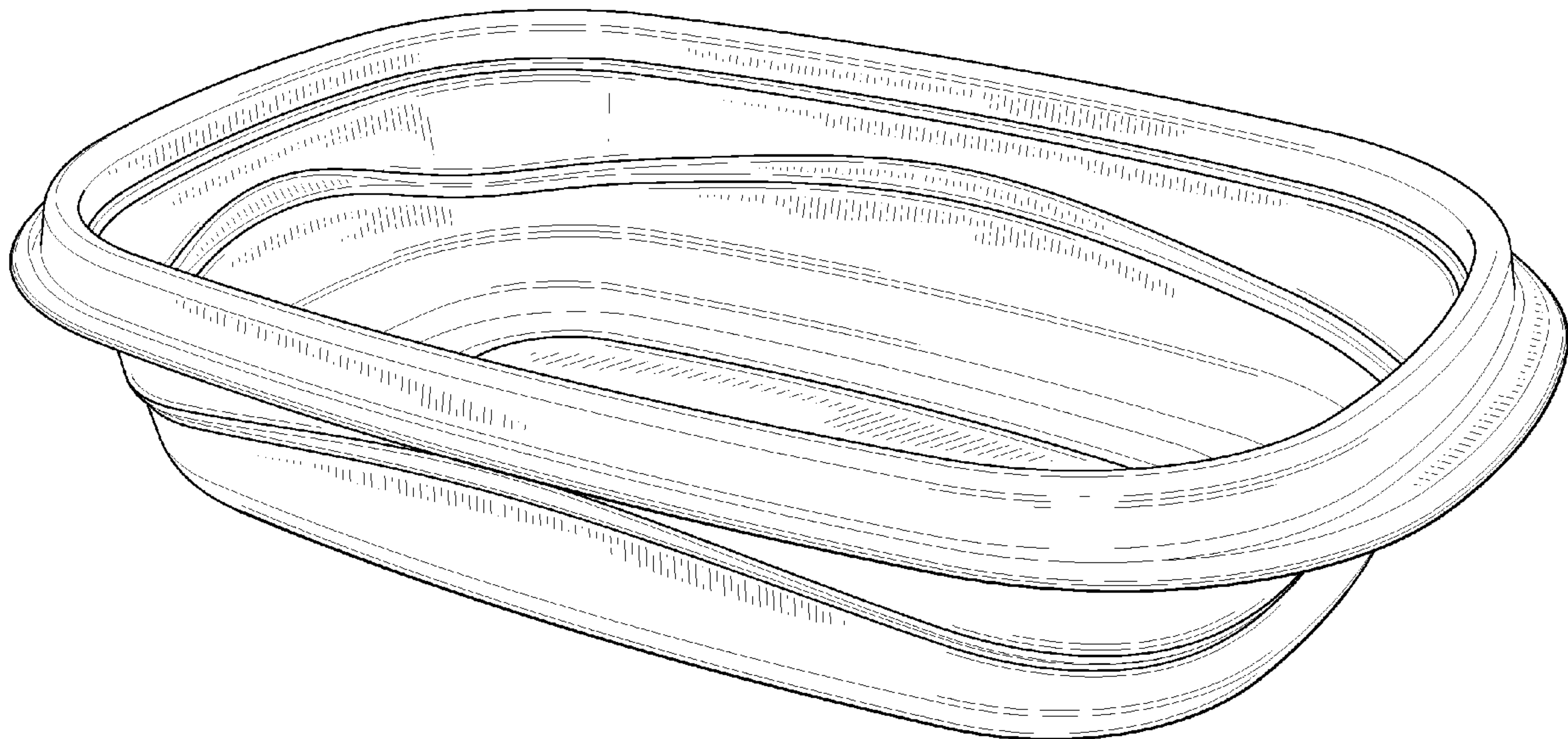
FIG. 4 is top view of the food storage container base shown in FIG. 1;

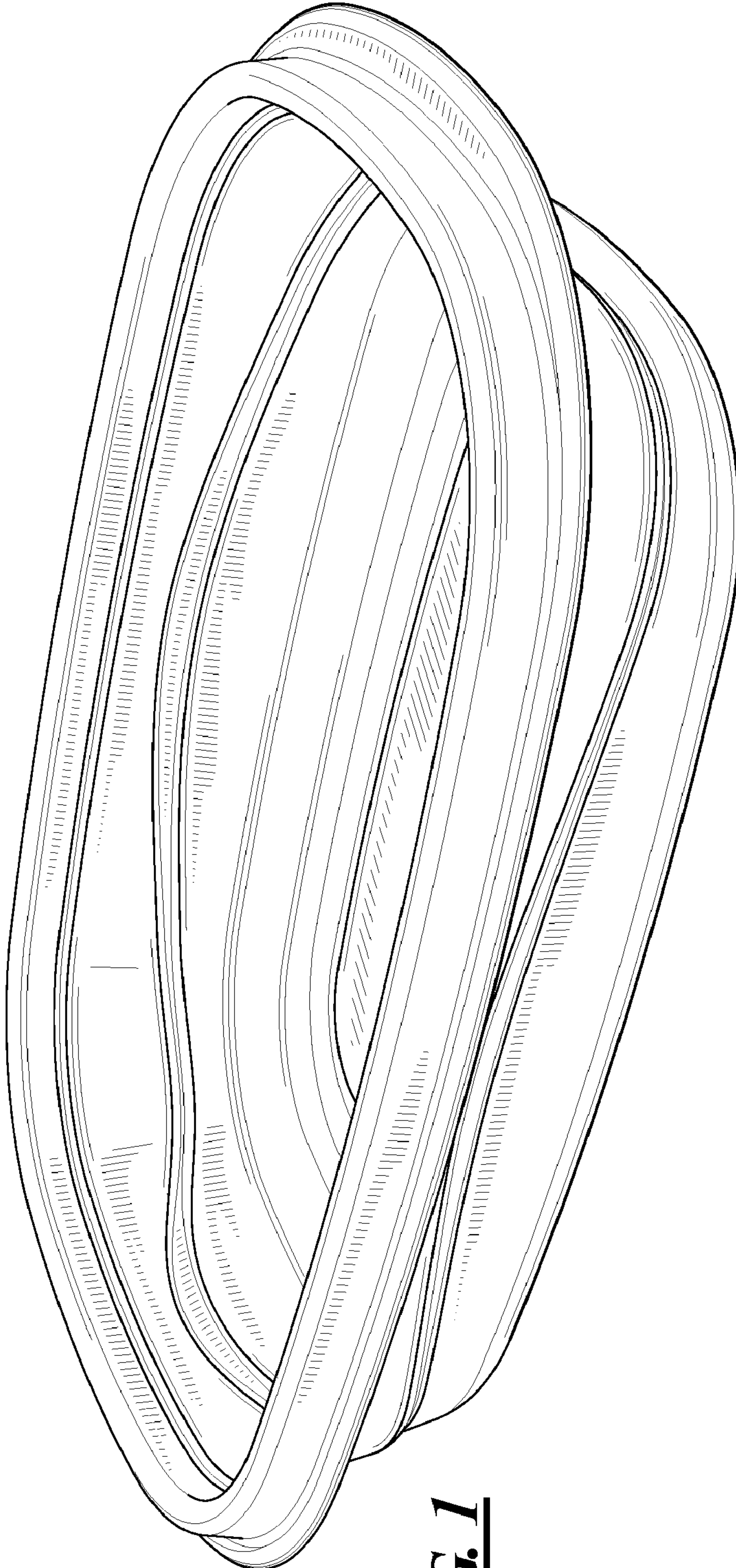
FIG. 5 is a bottom view of the food storage container base shown in FIG. 1; and,

FIG. 6 is a perspective exploded view of the food storage container base shown in FIG. 1 with an exemplary lid.

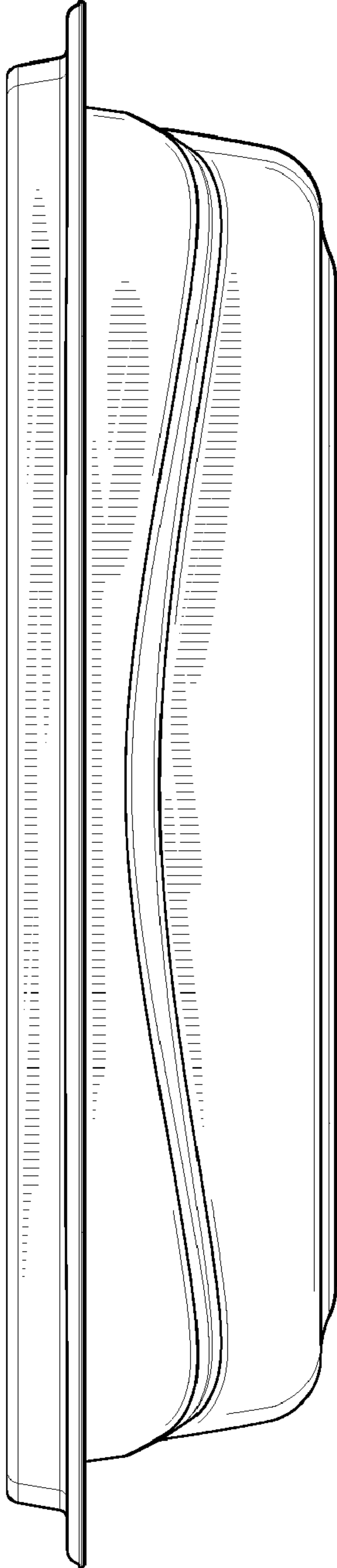
The subject matter shown in dashed lines is for illustrative purposes only and forms no part of the claimed design.

**1 Claim, 4 Drawing Sheets**



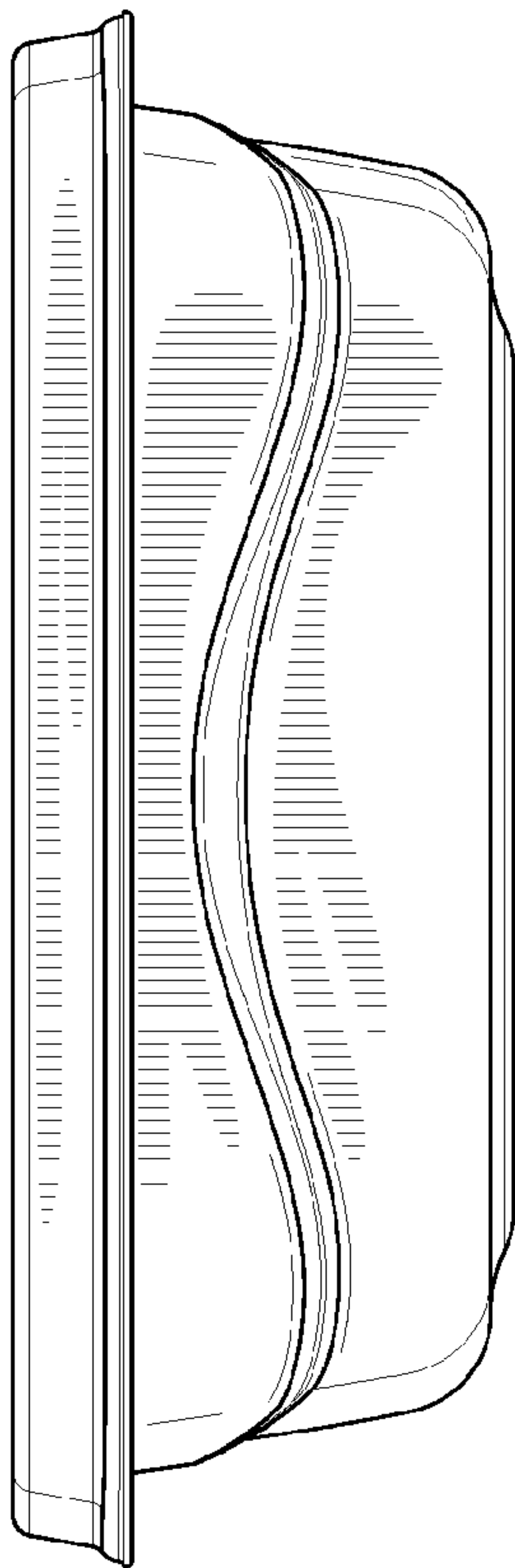


**FIG. 1**

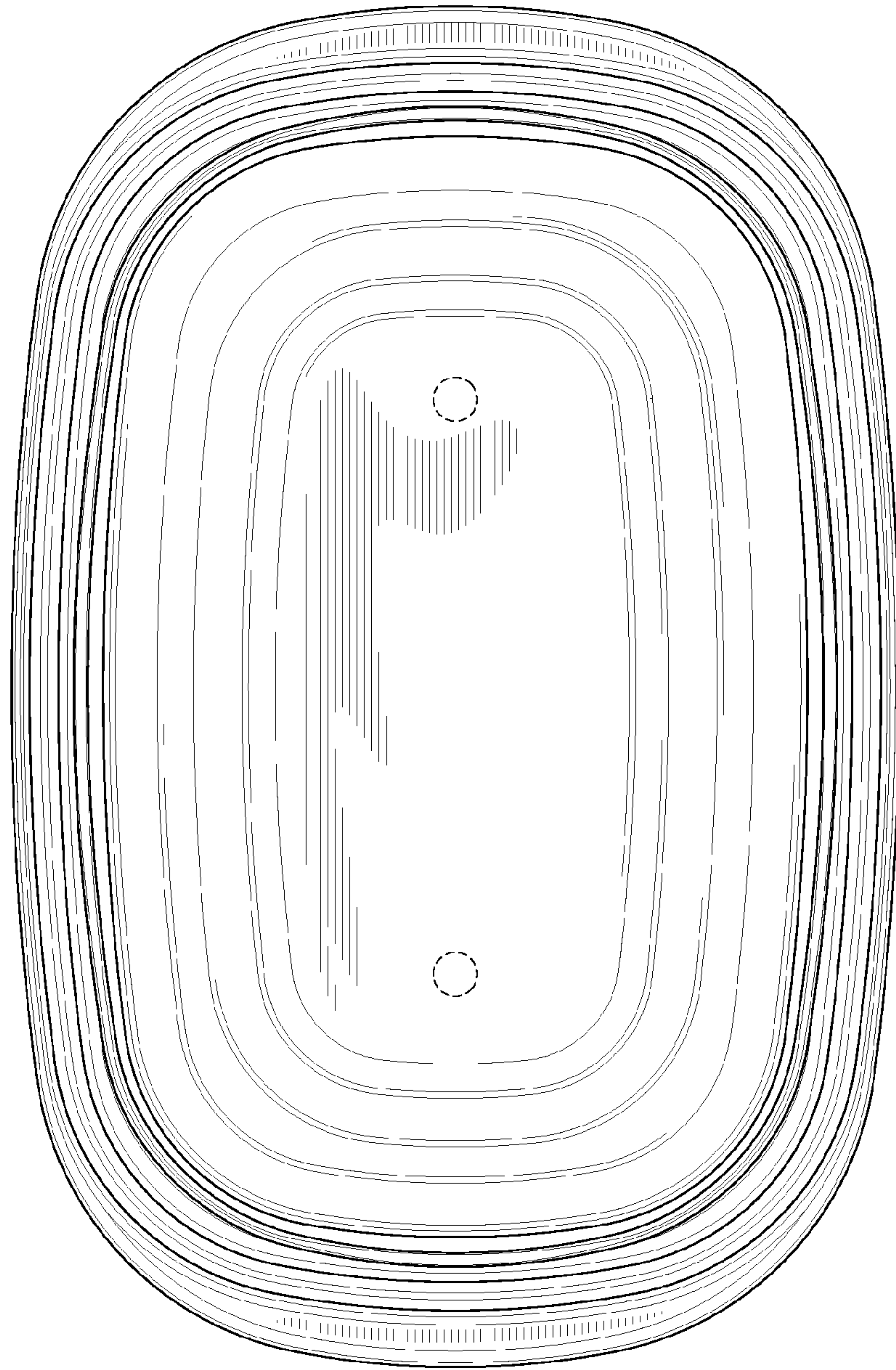


**FIG. 2**



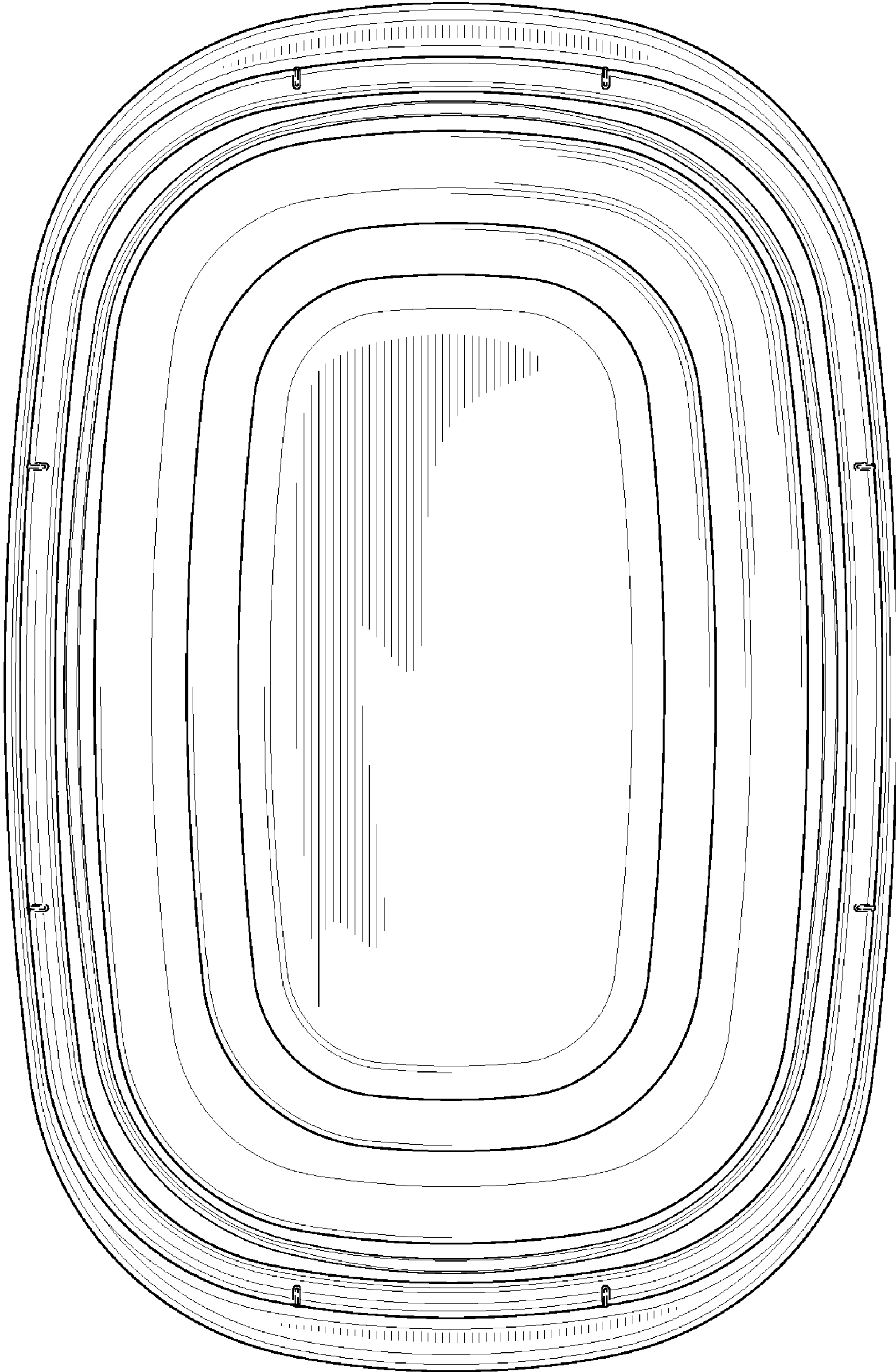


**FIG. 3**



**FIG. 4**

**FIG. 5**



**FIG. 6**

