



US00D608150S

(12) **United States Design Patent**
Lilly

(10) **Patent No.:** **US D608,150 S**
(45) **Date of Patent:** **** Jan. 19, 2010**

(54) **LAP TRAY**

(76) **Inventor:** **Carol Ann Weatherly Lilly**, 20901 Van Allen Cove, Lago Vista, TX (US) 78645

(**) **Term:** **14 Years**

(21) **Appl. No.:** **29/328,707**

(22) **Filed:** **Dec. 1, 2008**

(51) **LOC (9) Cl.** **07-01**

(52) **U.S. Cl.** **D7/552.1; D7/553.5**

(58) **Field of Classification Search** D7/300, D7/300.1, 312, 316, 318, 354, 356, 360, 376, D7/380, 392.1, 394, 396.2, 396.6, 397, 500, D7/501, 503, 505, 507, 523, 532, 535, 538, D7/540-555, 557, 558, 560-562, 565, 566, D7/570-571, 584-588, 601-602, 611, 624.1, D7/629-630, 642, 669, 682-383, 686, 688, D7/701; D6/339, 406.1-406.6, 419, 429, D6/430; D9/340, 414-418, 420, 422-426, D9/428-433, 456-457, 499, 500, 502, 655-657, D9/702-703, 737, 749, 755, 761, 769, 772, D9/901, 902; D11/152, 154, 155, 156; D12/133, D12/416, 419, 426.1; D14/157, 447, 457; D19/35; D24/132, 216, 220, 221, 224, 227; D26/121; D30/123, 129-130; 220/23.83, 220/212, 506, 555, 560, 561, 574-575, 577, 220/657; 206/561, 565; 425/459, 623; 426/106, 426/119, 120, 127

See application file for complete search history.

(56) **References Cited**

U.S. PATENT DOCUMENTS

2,808,191	A	10/1957	Cramer	
3,049,374	A	8/1962	Nance	
3,938,688	A	2/1976	Ryan	
D271,932	S *	12/1983	Mosley	D7/553.5
D300,496	S *	4/1989	Childress	D7/553.4
5,082,115	A *	1/1992	Hutcheson	206/545

5,427,292	A	6/1995	Rousch	
5,460,102	A	10/1995	Pasmanick	
D379,135	S *	5/1997	Vina	D7/552.1
5,850,956	A	12/1998	Hayward, Jr.	
5,862,933	A	1/1999	Neville	
D405,621	S *	2/1999	Myers	D6/406.2
5,915,561	A	6/1999	Lorenzana et al.	
6,173,656	B1	1/2001	Blanchard	
6,244,066	B1 *	6/2001	LaRose	62/457.7
D446,076	S *	8/2001	Jeter et al.	D7/392.1
6,374,751	B1	4/2002	With	
6,584,913	B2	7/2003	Cloud	
D526,851	S *	8/2006	Groff et al.	D7/552.1
D560,099	S *	1/2008	Hatcher	D7/554.3
D576,449	S *	9/2008	Boudewijns	D7/553.5

* cited by examiner

Primary Examiner—Jeffrey D Asch
Assistant Examiner—Bridget L Eland
(74) *Attorney, Agent, or Firm*—Eric Karich

(57) **CLAIM**

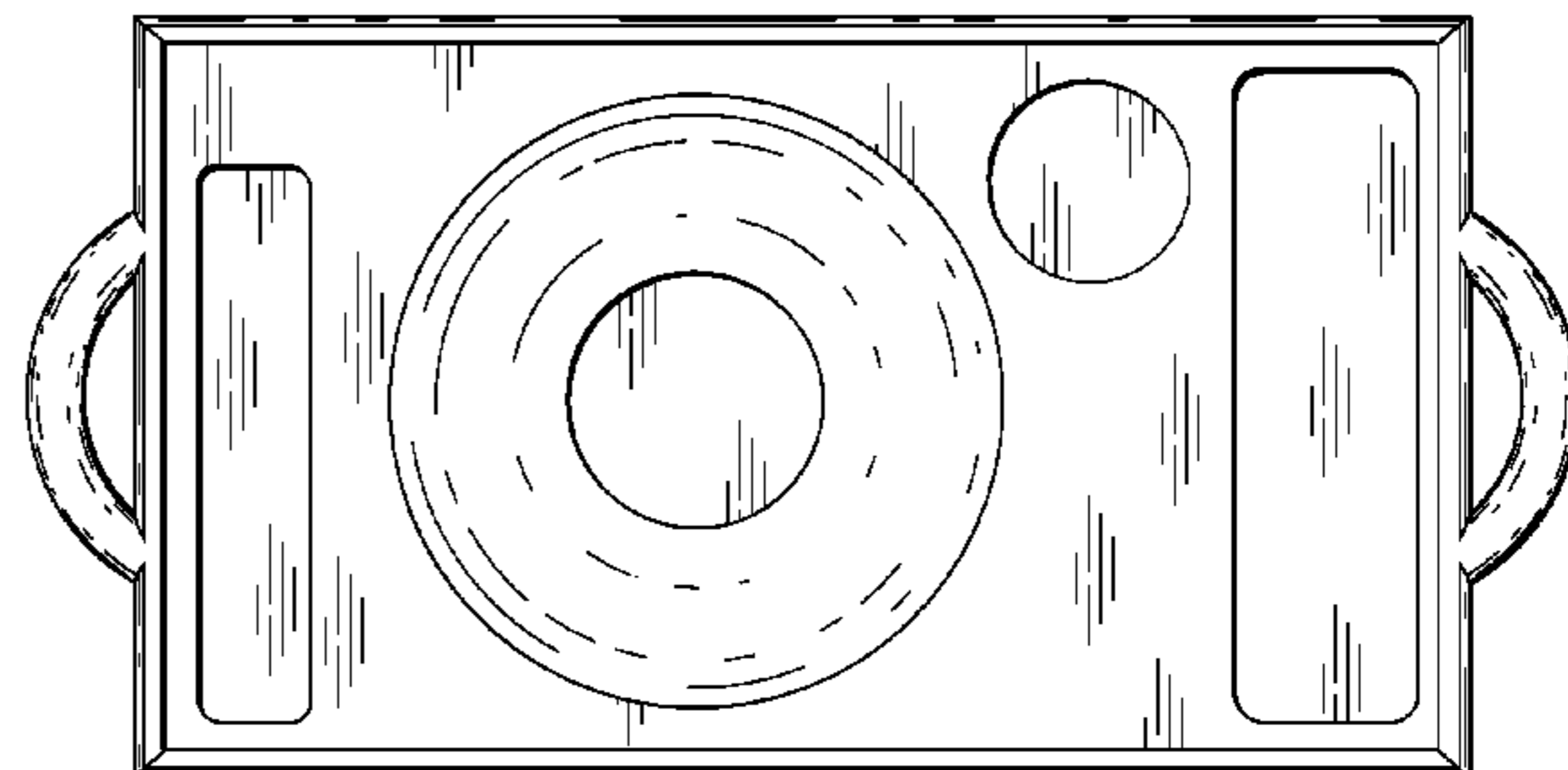
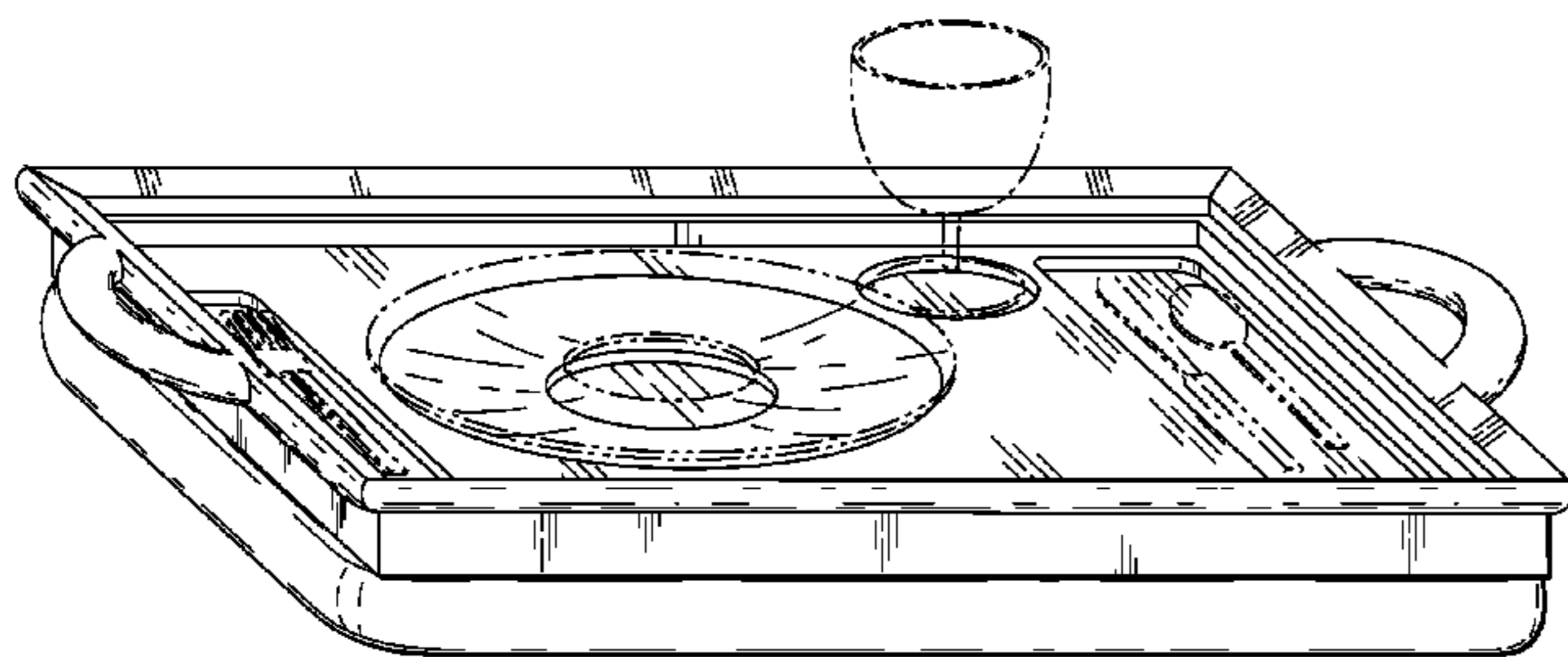
The ornamental design for a “lap tray,” as shown and described.

DESCRIPTION

FIG. 1 is a perspective view of a lap tray, showing my new design;
FIG. 2 is a front elevational view thereof;
FIG. 3 is a rear elevational view thereof;
FIG. 4 is a left side elevational view thereof
FIG. 5 is a right side elevational view thereof;
FIG. 6 is a top plan view thereof; and,
FIG. 7 is a bottom plan view thereof.

The broken line showings of a glass, plate, knife, fork and spoon are directed to environment and are for illustrative purposes only and form no part of the claimed design.

1 Claim, 3 Drawing Sheets



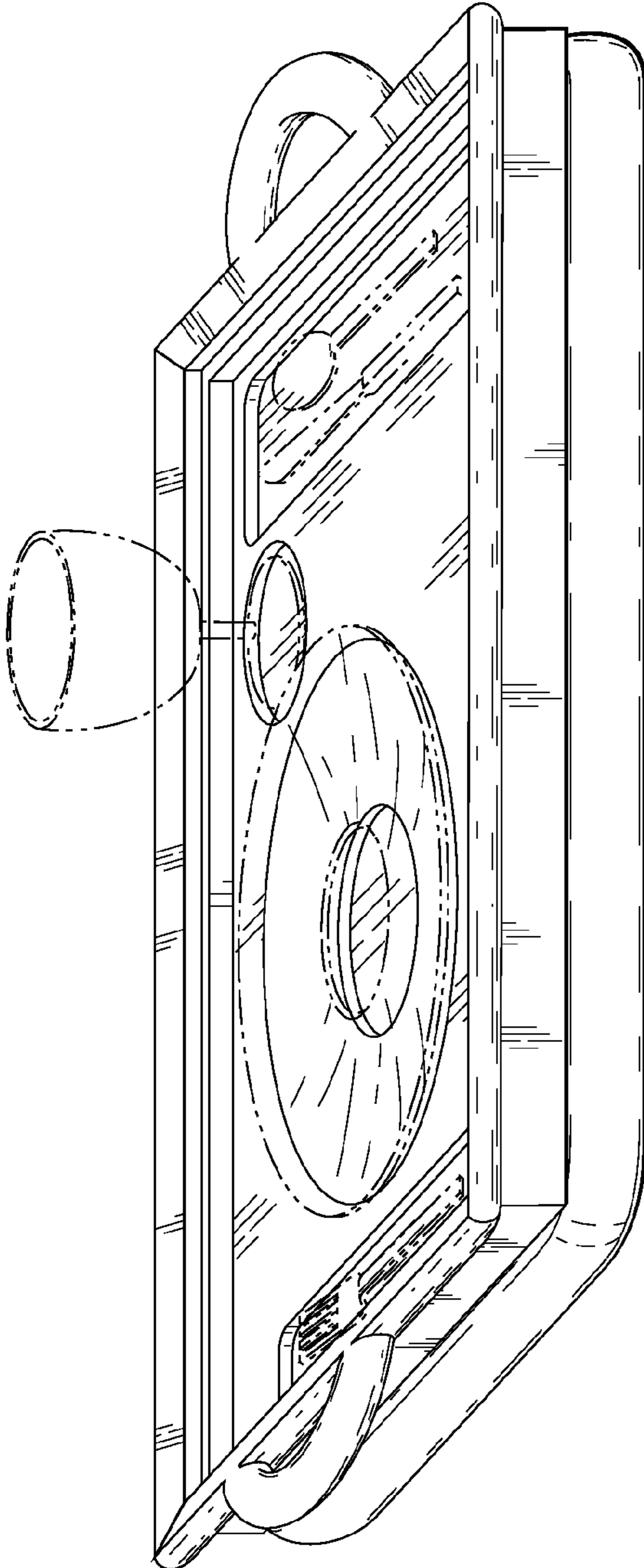


Fig. 1

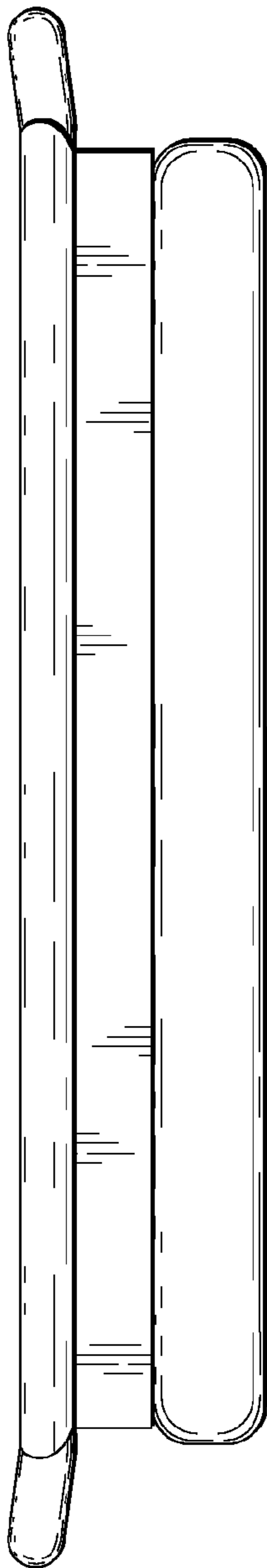


Fig. 2




Fig. 3

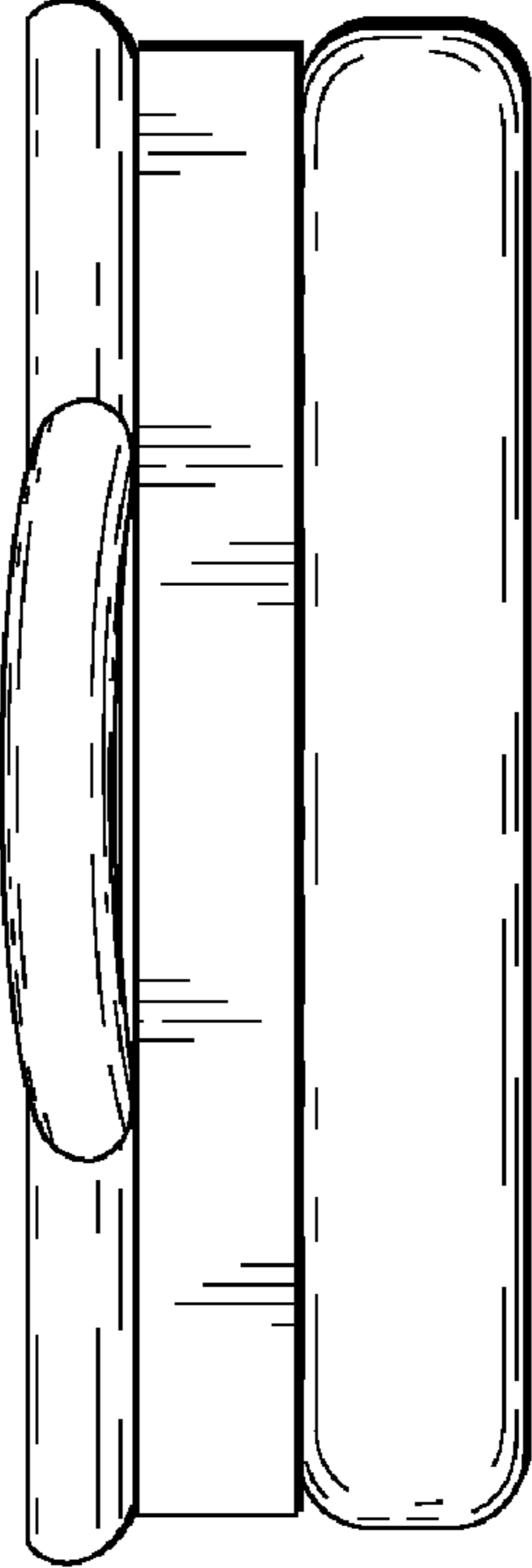


Fig. 5

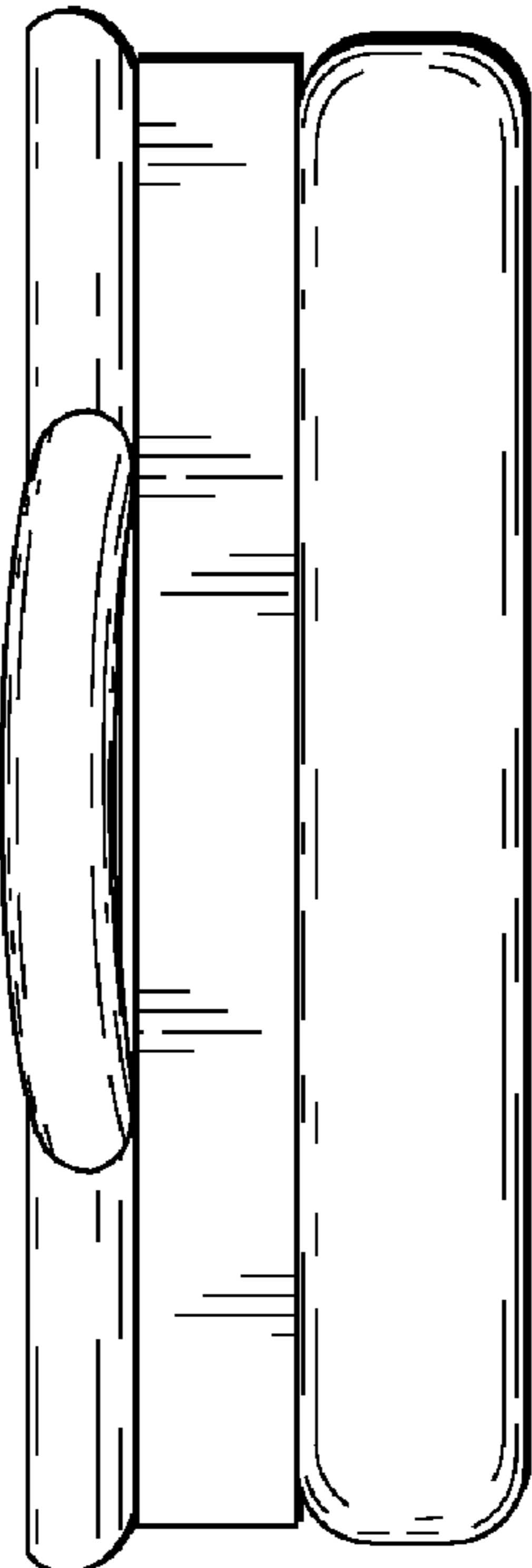


Fig. 4

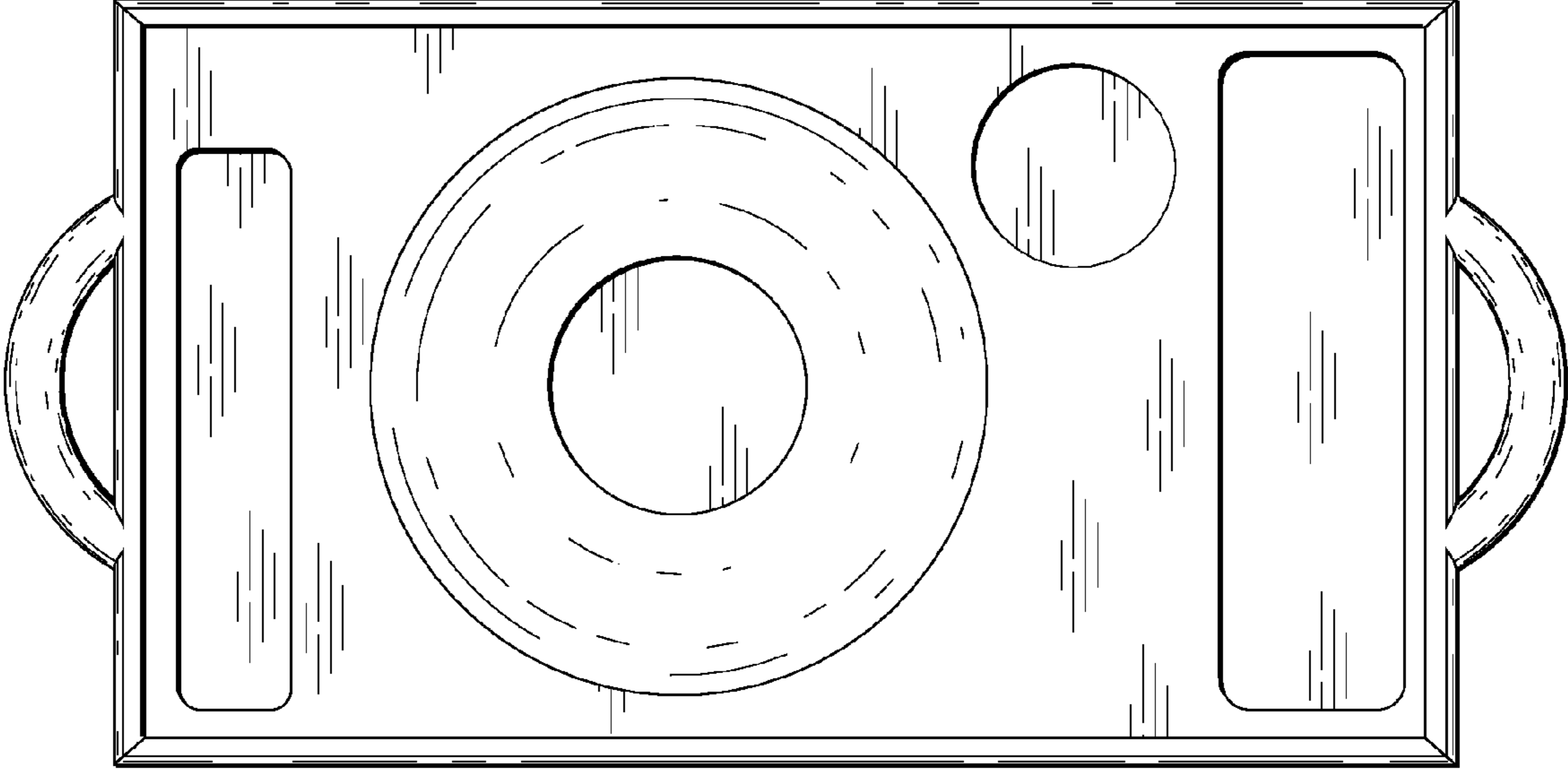


Fig. 6



Fig. 7