



US00D608149S

(12) **United States Design Patent**
Kellermann et al.

(10) **Patent No.:** **US D608,149 S**
(45) **Date of Patent:** **** Jan. 19, 2010**

(54) **ROUND SERVER**

(75) Inventors: **Robert Finch Kellermann**, South
Pittsburg, TN (US); **Bri Malaspino**,
South Pittsburg, TN (US)

(73) Assignee: **Lodge Manufacturing Company**, South
Pittsburg, TN (US)

(**) Term: **14 Years**

(21) Appl. No.: **29/302,816**

(22) Filed: **Jan. 25, 2008**

(51) **LOC (9) Cl.** **07-01**

(52) **U.S. Cl.** **D7/548; D7/587**

(58) **Field of Classification Search** D7/505,
D7/507, 550.1, 554.3, 543, 545, 553.3, 562,
D7/535; D30/129; D26/121; 220/574, 575,
220/657, 506; 206/564; 229/938; 211/14;
294/172; D10/46.1

See application file for complete search history.

(56) **References Cited**

U.S. PATENT DOCUMENTS

D48,169 S * 11/1915 Churchill D7/545
D48,241 S * 12/1915 Churchill D7/545

D117,858 S * 11/1939 Thorley D7/545
D197,475 S * 2/1964 Wright D7/545
D459,635 S * 7/2002 Henry D7/545
D483,617 S * 12/2003 Watson D7/545
D483,618 S * 12/2003 Watson D7/545

* cited by examiner

Primary Examiner—Charles A Rademaker

(74) *Attorney, Agent, or Firm*—Stephen J. Stark; Miller &
Martin PLLC

(57) **CLAIM**

The ornamental design for a round server, as is shown and
described.

DESCRIPTION

FIG. 1 is a top perspective view of a round server showing our
new design;

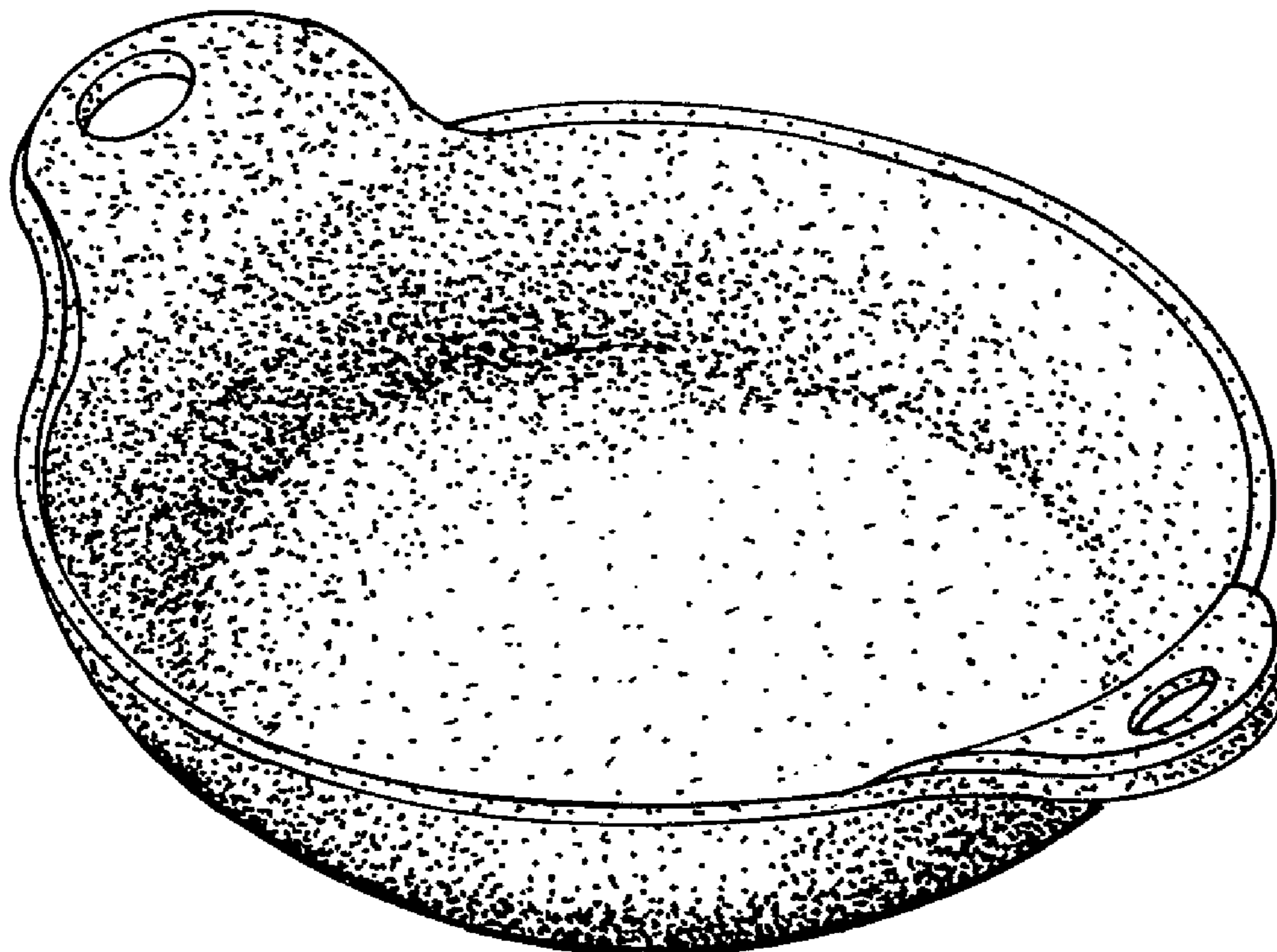
FIG. 2 is a top plan view thereof;

FIG. 3 is a front elevational thereof; the side opposite being a
mirror image;

FIG. 4 is a bottom plan view thereof; and,

FIG. 5 is a left left end elevational thereof; the end opposite
being a mirror image.

1 Claim, 2 Drawing Sheets



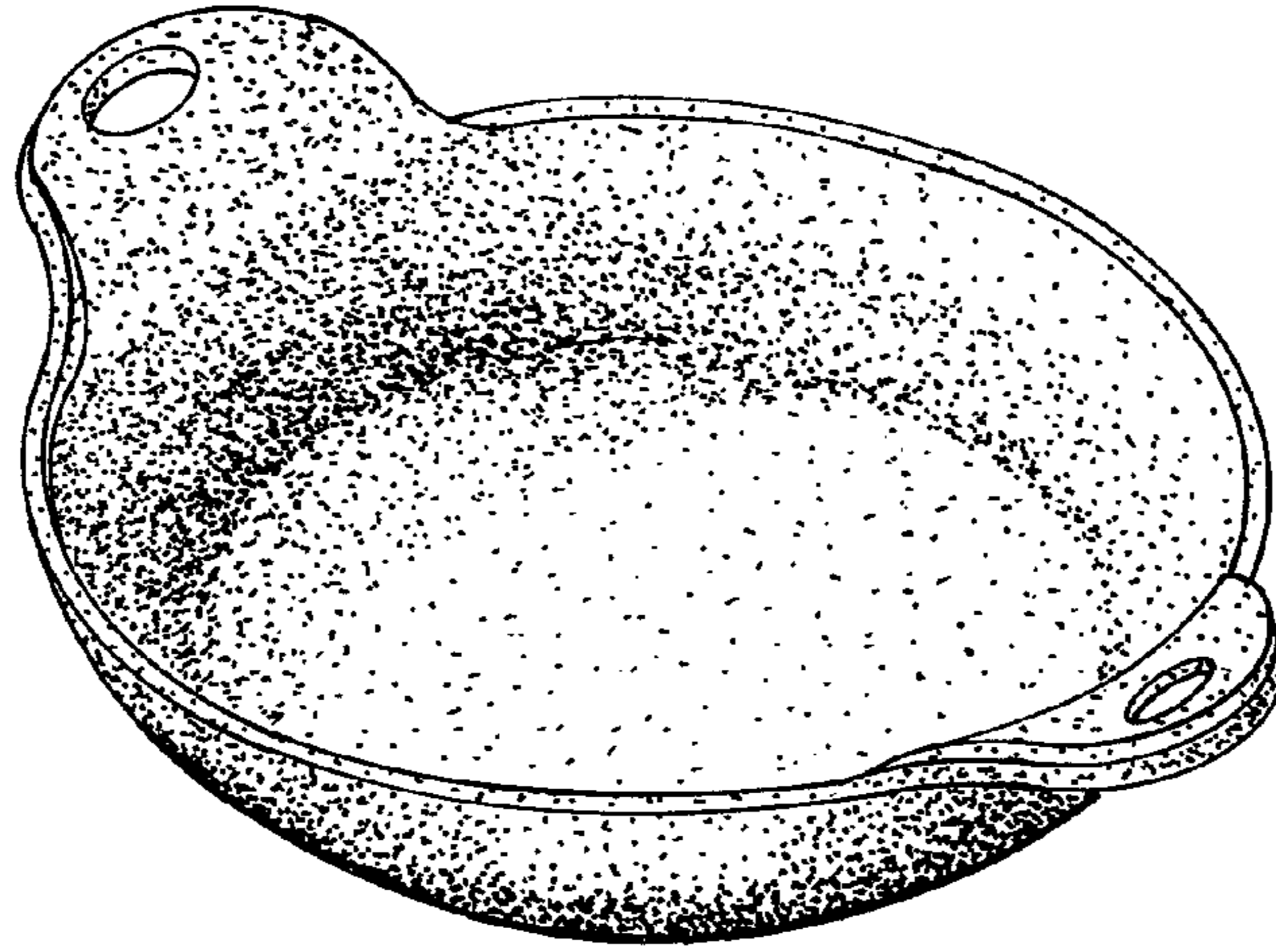


FIG. 1

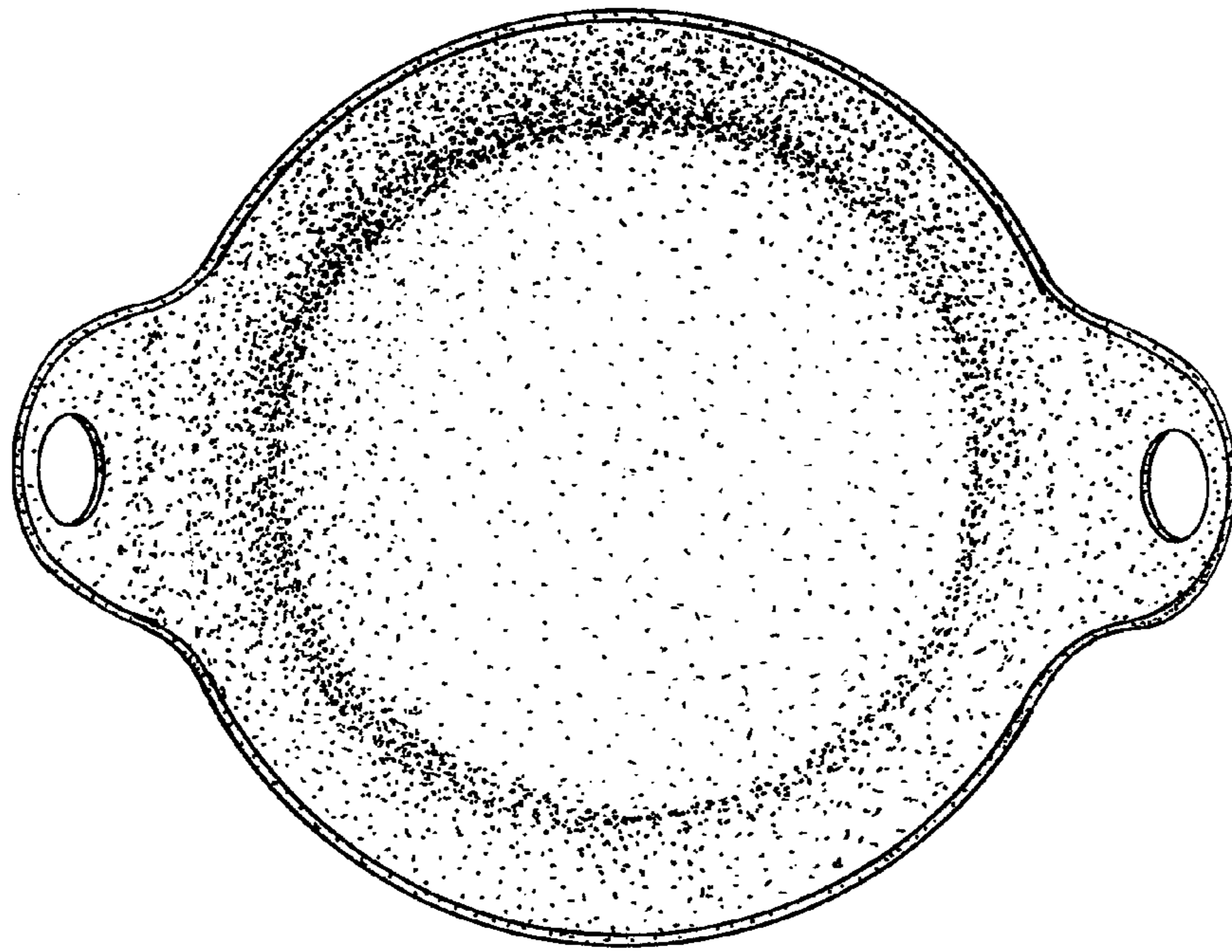


FIG. 2




FIG. 3

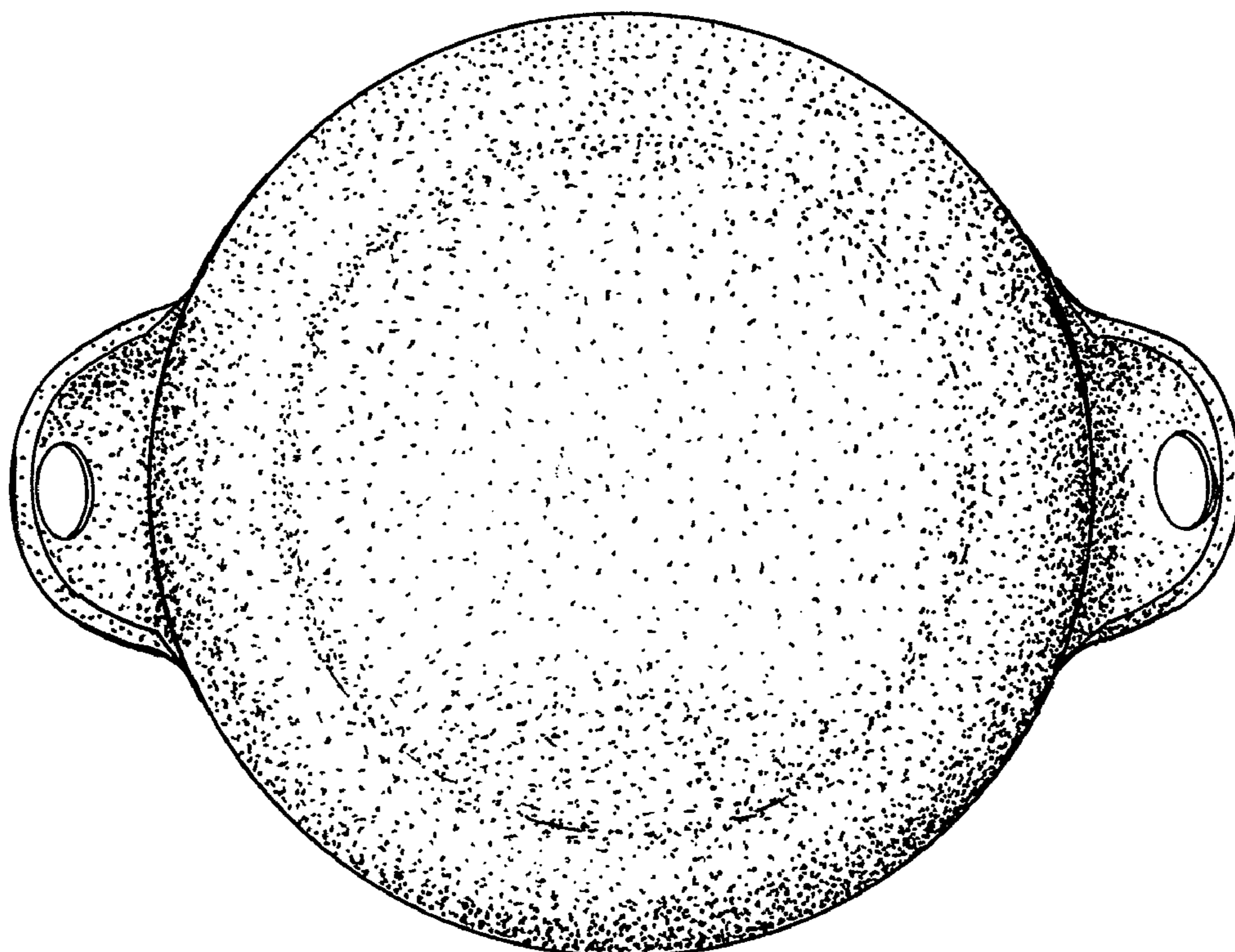


FIG. 4




FIG. 5