



US00D608146S

(12) **United States Design Patent**
Zemel

(10) **Patent No.:** **US D608,146 S**
(45) **Date of Patent:** **** Jan. 19, 2010**

(54) **SEARING TOPPER**

(75) Inventor: **Marc Zemel**, Melville, NY (US)

(73) Assignee: **Mr. Bar-B-Q-, Inc.**, Old Bethpage, NY (US)

(**) Term: **14 Years**

(21) Appl. No.: **29/344,522**

(22) Filed: **Sep. 30, 2009**

(51) **LOC (9) Cl.** **07-02**

(52) **U.S. Cl.** **D7/409**

(58) **Field of Classification Search** D7/323,
D7/332, 334, 338, 352-361, 393-395, 402,
D7/407-410, 456, 688; D9/456; 99/349,
99/396, 400, 422, 425-426, 444-446, 449-450;
126/1 R, 9 A, 9 B, 25 R, 39 N, 39 K, 41 R,
126/332; 206/426, 587; 219/730; 220/573.1
See application file for complete search history.

(56) **References Cited**

U.S. PATENT DOCUMENTS

- 1,899,682 A 2/1933 Goldenberg
- 4,930,491 A * 6/1990 Purello 126/332
- D311,339 S * 10/1990 Weed D9/456
- 4,979,440 A 12/1990 Latour
- 5,211,105 A 5/1993 Liu
- D340,835 S * 11/1993 Lupa et al. D7/409
- D344,434 S * 2/1994 Endara D7/409
- 5,447,097 A 9/1995 Rhee
- 5,453,574 A 9/1995 Zuran
- 5,974,954 A * 11/1999 Rigney et al. 99/396

- 6,024,081 A 2/2000 Libertini, Jr.
- D446,683 S * 8/2001 Pai D7/402
- 6,481,343 B1 * 11/2002 Rigney et al. 99/396
- 6,966,253 B2 * 11/2005 Witzel 99/400
- 7,340,994 B2 * 3/2008 Bruno et al. 99/450
- D566,556 S * 4/2008 Baker et al. D9/456
- 7,373,875 B2 5/2008 Bruno
- 2006/0219233 A1 10/2006 Sorenson

FOREIGN PATENT DOCUMENTS

DE 4116809 A1 1/1992

* cited by examiner

Primary Examiner—Caron Veynar

Assistant Examiner—Ricky Pham

(74) *Attorney, Agent, or Firm*—Seth Natter; Natter & Natter

(57) **CLAIM**

The ornamental design for a searing topper, as shown and described.

DESCRIPTION

FIG. 1 is a perspective view of a searing topper showing my new design:

FIG. 2 is a top plan view thereof;

FIG. 3 is a bottom view thereof;

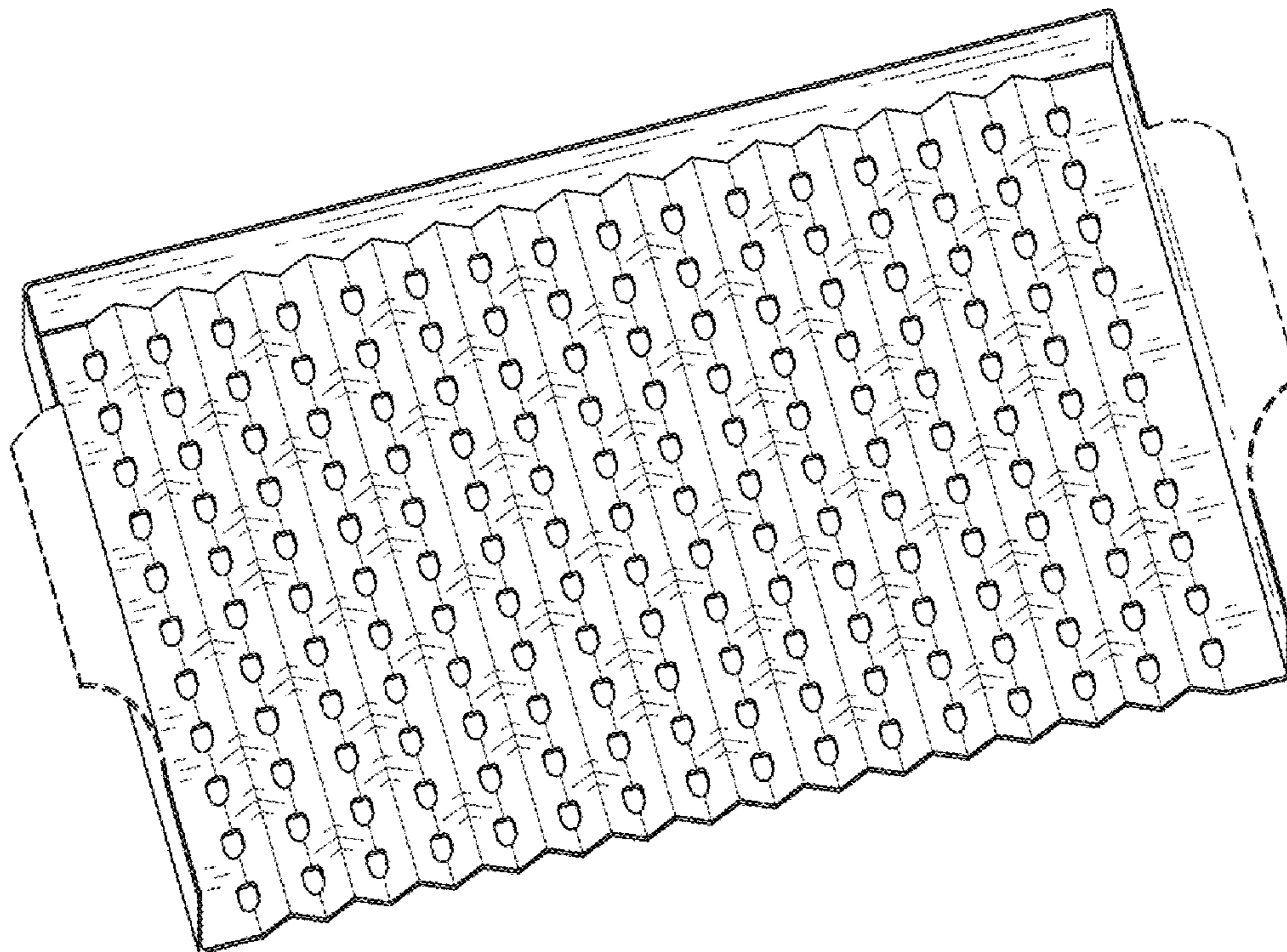
FIG. 4 is a front elevational view thereof;

FIG. 5 is a rear elevational view thereof; and,

FIG. 6 is a right side elevational view thereof, the opposite side being a mirror image thereof.

The broken line showings form no part of the claimed design.

1 Claim, 4 Drawing Sheets



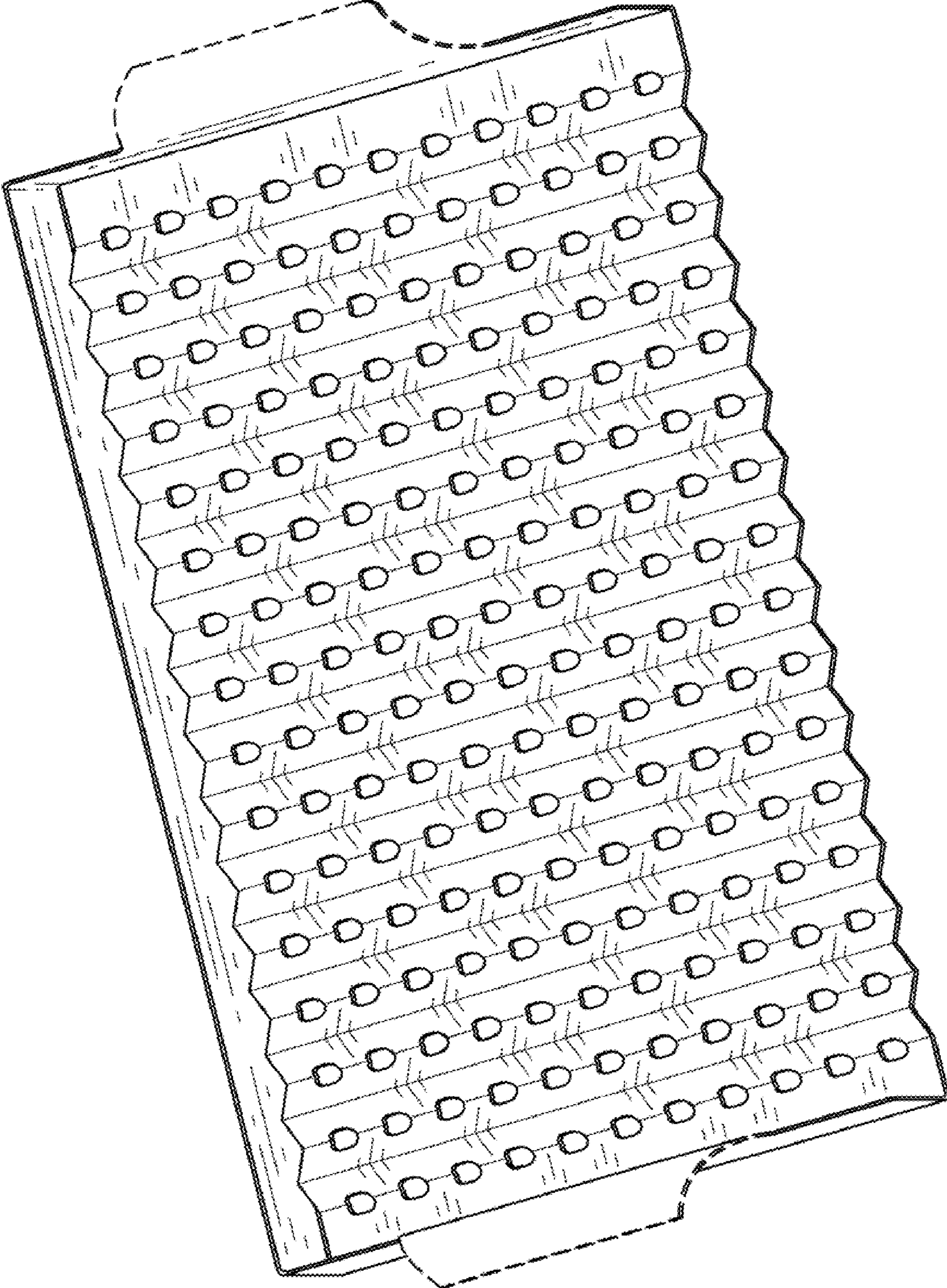


Fig. 1




Fig. 2




Fig. 3




Fig. 6

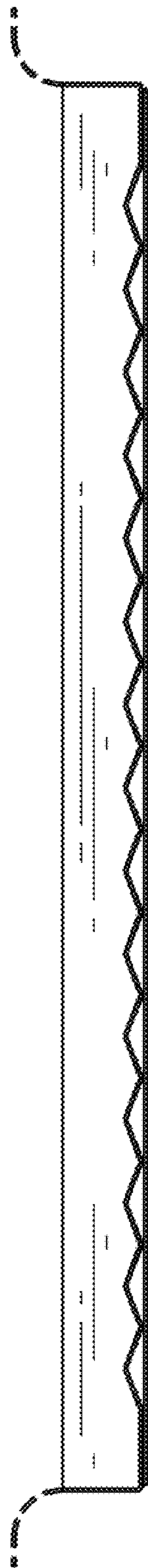


Fig. 4

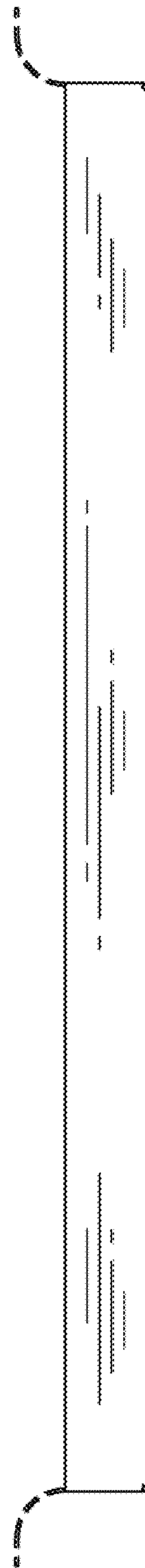


Fig. 5