

US00D608145S

(12) **United States Design Patent**
Cutino

(10) **Patent No.:** **US D608,145 S**
(45) **Date of Patent:** **** Jan. 19, 2010**

(54) **KITCHEN COOKTOP**

(75) Inventor: **Marcello Cutino**, Marano di Valpolicella (IT)

(73) Assignee: **Glem Gas S.p.A.**, San Cesario Sul Panaro (MO) (IT)

(**) Term: **14 Years**

(21) Appl. No.: **29/311,795**

(22) Filed: **Jun. 26, 2009**

Related U.S. Application Data

(62) Division of application No. 29/300,808, filed on May 15, 2008.

Foreign Application Priority Data

(30) Nov. 15, 2007 (EM) 000827050-0001
Nov. 15, 2007 (EM) 000827050-0003
Nov. 15, 2007 (EM) 000827050-0007

(51) **LOC (9) Cl.** **07-02**

(52) **U.S. Cl.** **D7/407**

(58) **Field of Classification Search** D7/346-348,
D7/407-408, 339-341; 126/39 R, 39 J, 39 B,
126/211; 219/450.1, 452.11, 452.12, 472,
219/478, 468.1

See application file for complete search history.

(56) **References Cited**

U.S. PATENT DOCUMENTS

D236,867 S * 9/1975 Horholt D7/408
6,089,219 A * 7/2000 Kodera et al. 126/39 R
D479,942 S * 9/2003 Pottenger et al. D7/346
D553,901 S * 10/2007 Grey et al. D7/346

* cited by examiner

Primary Examiner—Catherine R Oliver
(74) *Attorney, Agent, or Firm*—Dykema Gossett PLLC

(57) **CLAIM**

The ornamental design for a kitchen cooktop, as shown and described.

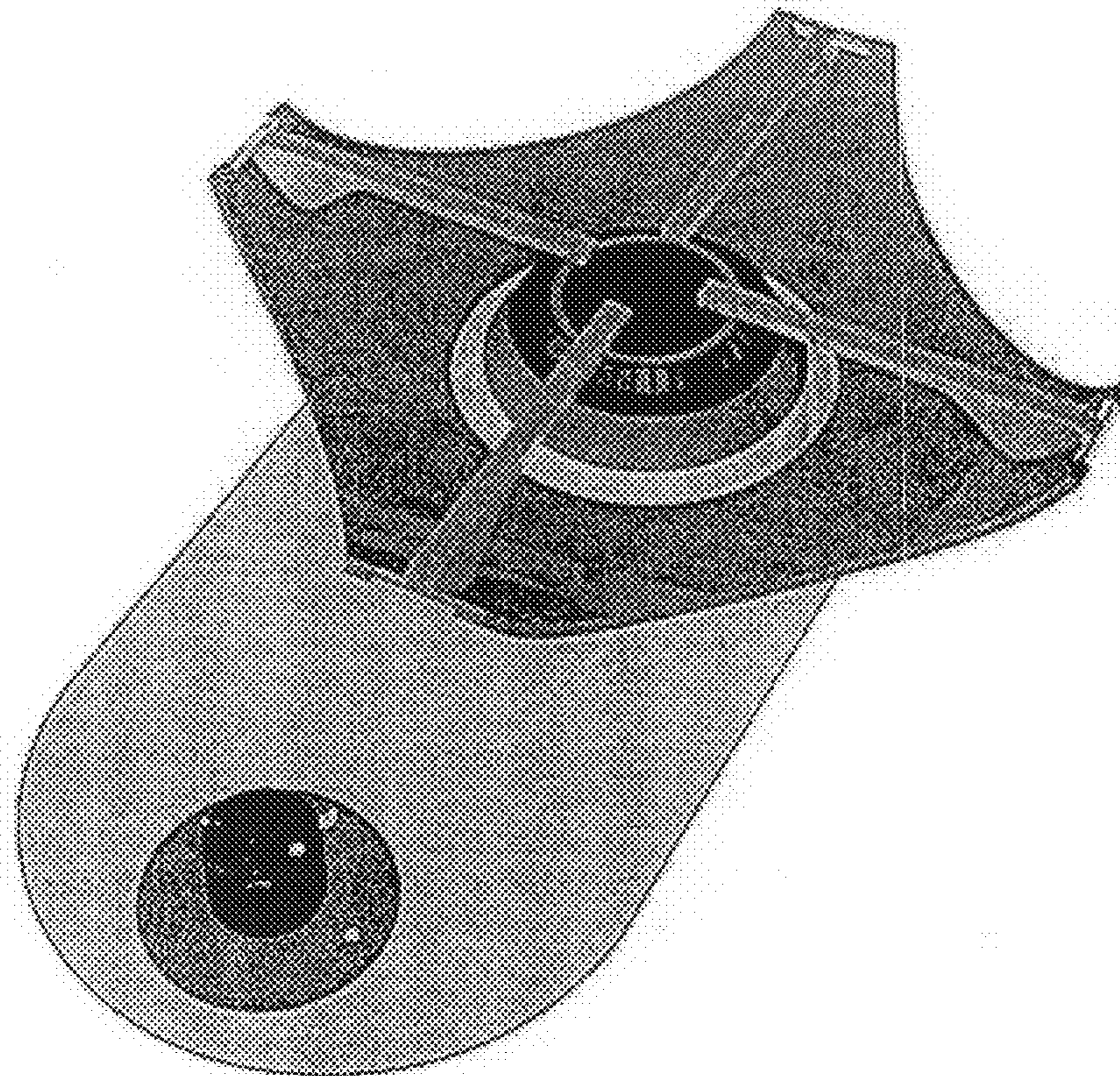
DESCRIPTION

FIG. 1 is a perspective top view of a kitchen cooktop showing my new and ornamental design,

FIG. 2 is a top plan view thereof; and,

FIG. 3 is an elevational side view thereof, an opposite side view being a mirror image.

1 Claim, 3 Drawing Sheets



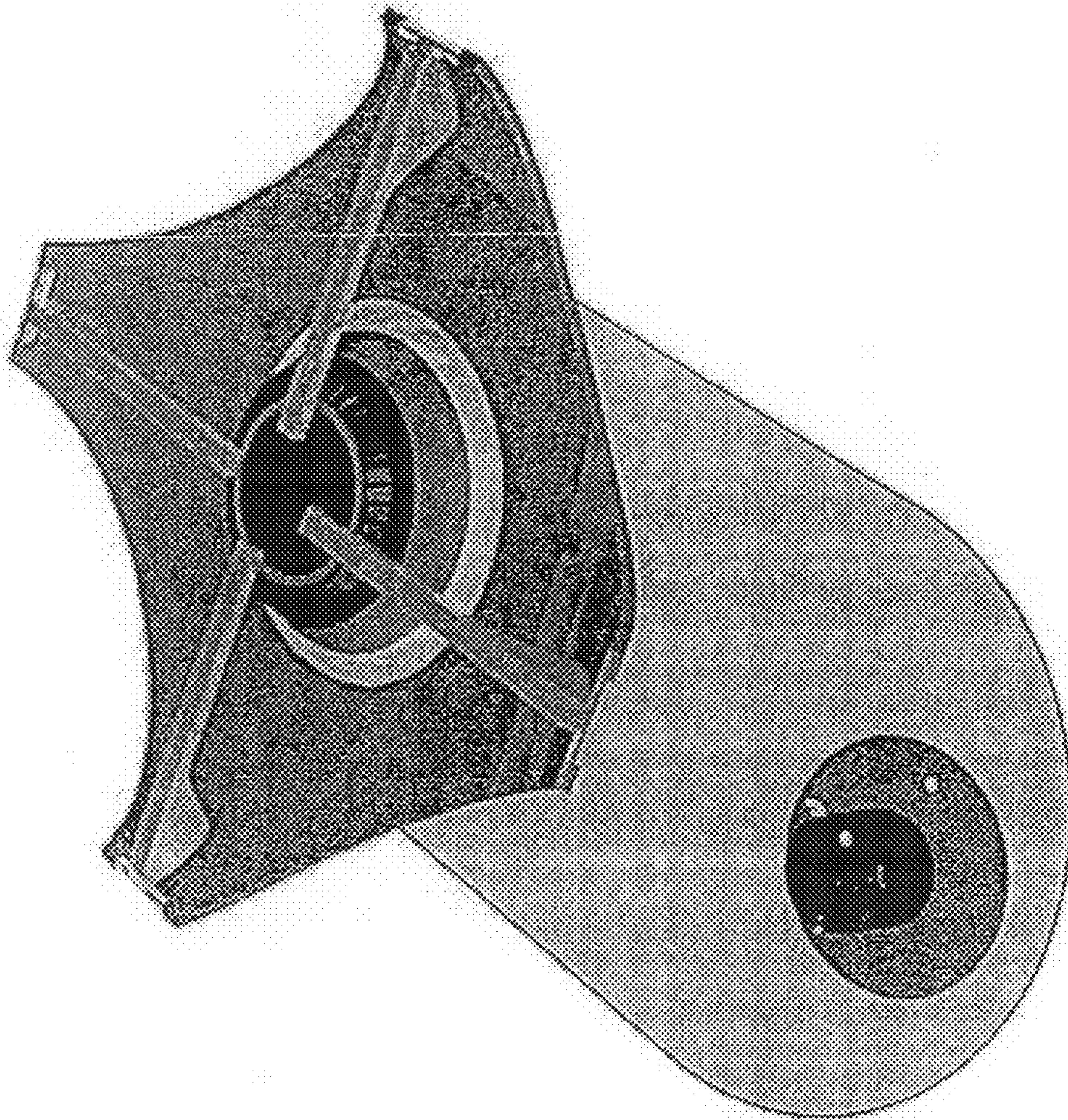


Fig. 1

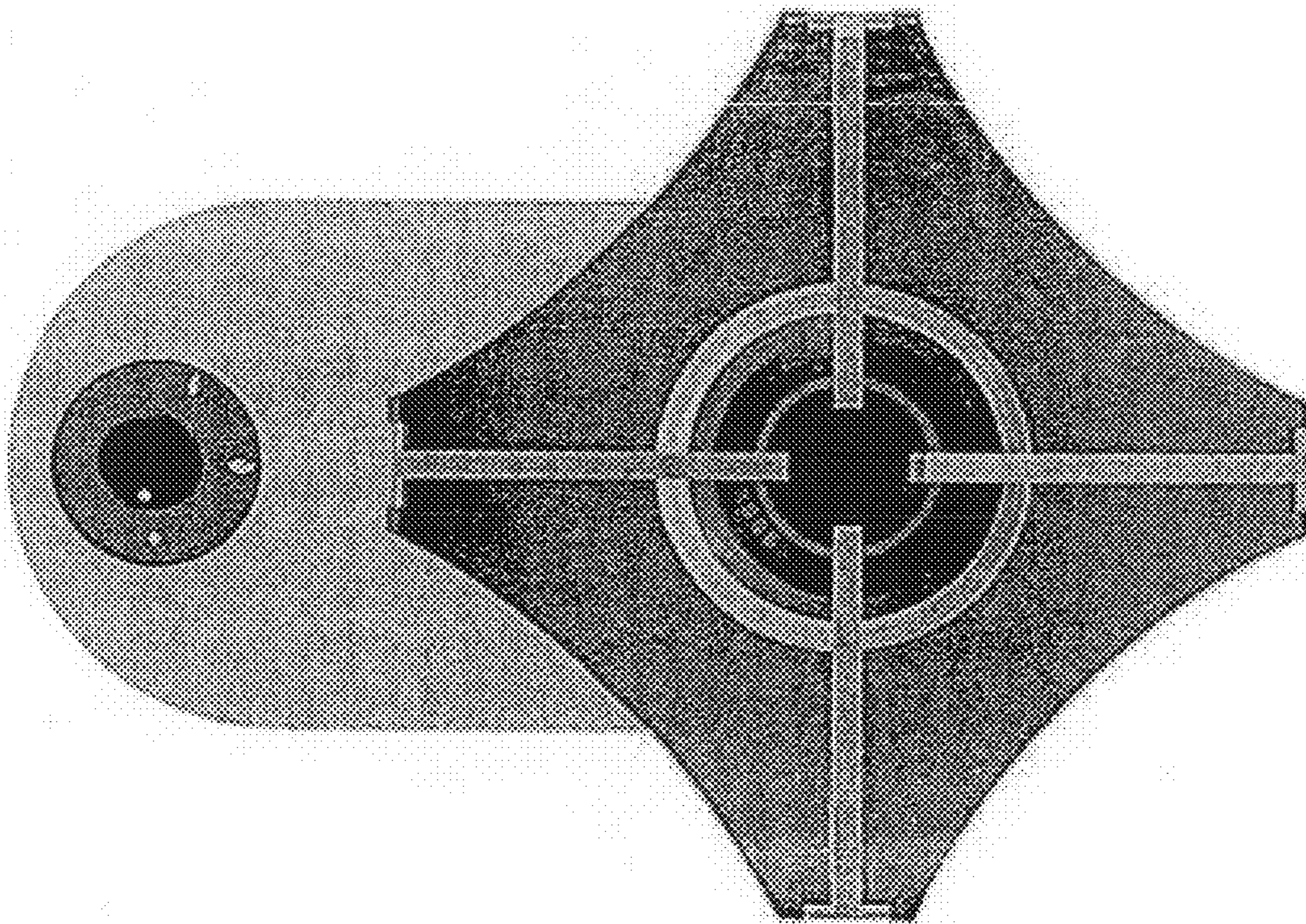


Fig. 2




Fig. 3