



US00D608141S

(12) **United States Design Patent**  
**Sanders**

(10) **Patent No.:** **US D608,141 S**  
(45) **Date of Patent:** **\*\* Jan. 19, 2010**

(54) **DRINKING SPOUT**

(76) Inventor: **John M. Sanders**, 2108 Fairway Dr.,  
Minneapolis, MN (US) 55421

(\*\*) Term: **14 Years**

(21) Appl. No.: **29/314,191**

(22) Filed: **Mar. 13, 2009**

(51) **LOC (9) Cl.** ..... **07-01**

(52) **U.S. Cl.** ..... **D7/398; D7/392; D7/300.1**

(58) **Field of Classification Search** ..... **D7/392.1,**  
**D7/391, 396.2, 900, 510, 511, 300.1, 392,**  
**D7/398; D9/440, 447, 452, 454; 222/567,**  
**222/153.06; 220/717, DIG. 19, 269, 570**

See application file for complete search history.

(56) **References Cited**

**U.S. PATENT DOCUMENTS**

1,568,691	A *	1/1926	Pierson	99/508
1,740,223	A *	12/1929	Burvenick	220/568
1,748,483	A *	2/1930	Hyde	99/508
D116,858	S *	9/1939	Martin	D9/452
D148,179	S *	12/1947	Meshberg	D7/300.1
2,530,253	A *	11/1950	Maged et al.	222/567
D164,006	S *	7/1951	Laird et al.	D7/392
3,430,826	A *	3/1969	Microulis	222/570
5,374,121	A *	12/1994	Draenert	366/242
5,680,965	A *	10/1997	Beck	222/153.06
D399,423	S *	10/1998	Palestrant	D9/447
D453,472	S *	2/2002	Kwong	D9/447

D480,590	S *	10/2003	Linz et al.	D7/300.1
D489,627	S *	5/2004	Klitsner et al.	D9/502
D499,342	S *	12/2004	Klitsner et al.	D9/502
D510,497	S *	10/2005	Hou	D7/300.1
6,968,983	B2 *	11/2005	Laible	222/464.1
D551,550	S *	9/2007	Noonan	D9/454
D571,151	S *	6/2008	Lopez	D7/510
D582,767	S *	12/2008	Batton et al.	D9/447

\* cited by examiner

*Primary Examiner*—Marianne Pandozzi

(74) *Attorney, Agent, or Firm*—Richard John Bartz

(57) **CLAIM**

The ornamental design of a drinking spout, as shown and described.

**DESCRIPTION**

FIG. 1 is a perspective view of a drinking spout showing my new design;

FIG. 2 is an enlarged front elevational view thereof, the rear elevational view being a mirror image thereof.

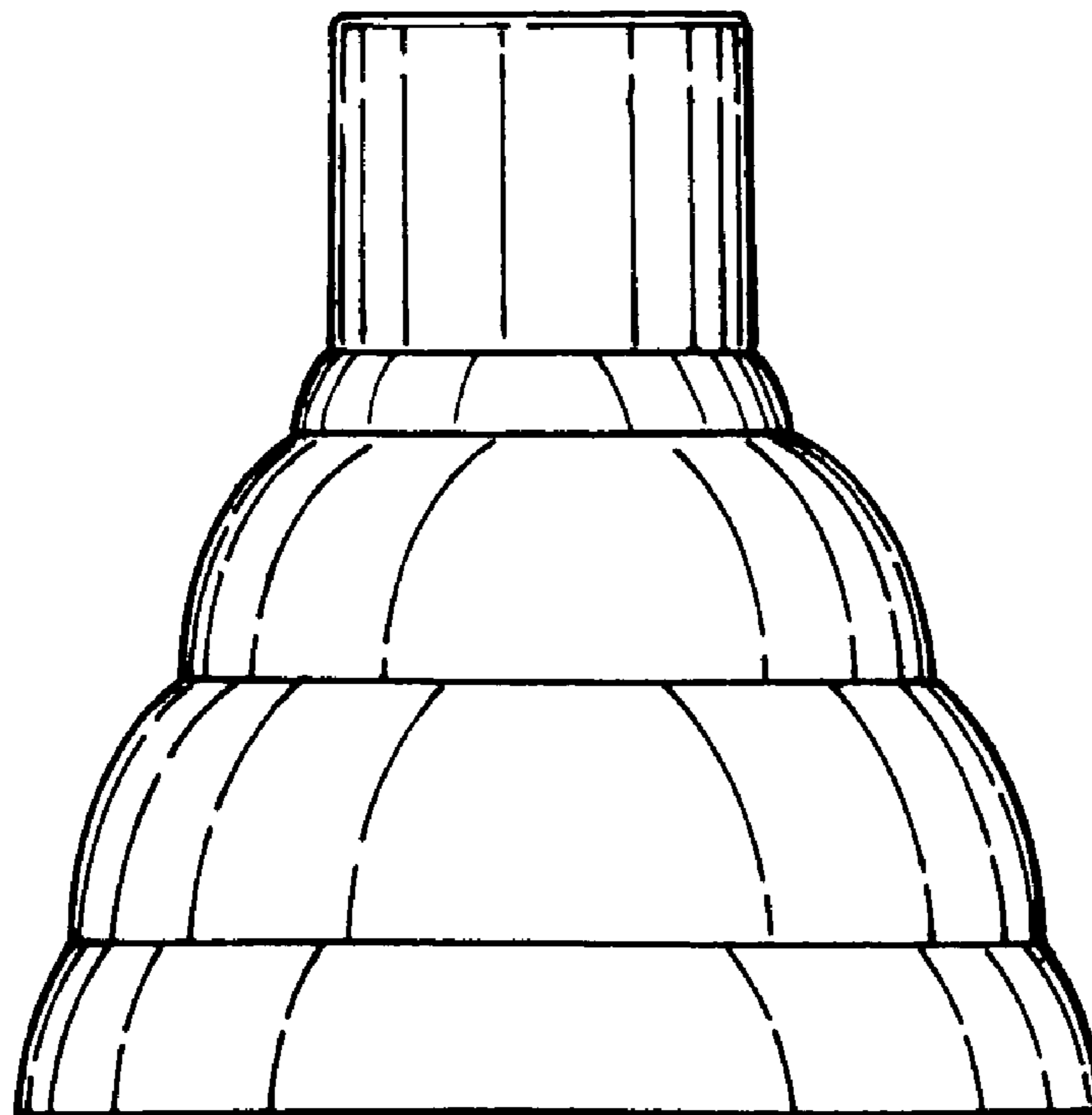
FIG. 3 is a side elevational view thereof, the opposite side being a mirror image thereof.

FIG. 4 is a top plan view thereof; and,

FIG. 5 is a bottom plan view thereof.

The broken line showing of a beverage can in FIG. 1 is included for the purpose of illustration and forms no part of the claimed design.

**1 Claim, 2 Drawing Sheets**






FIG. 1

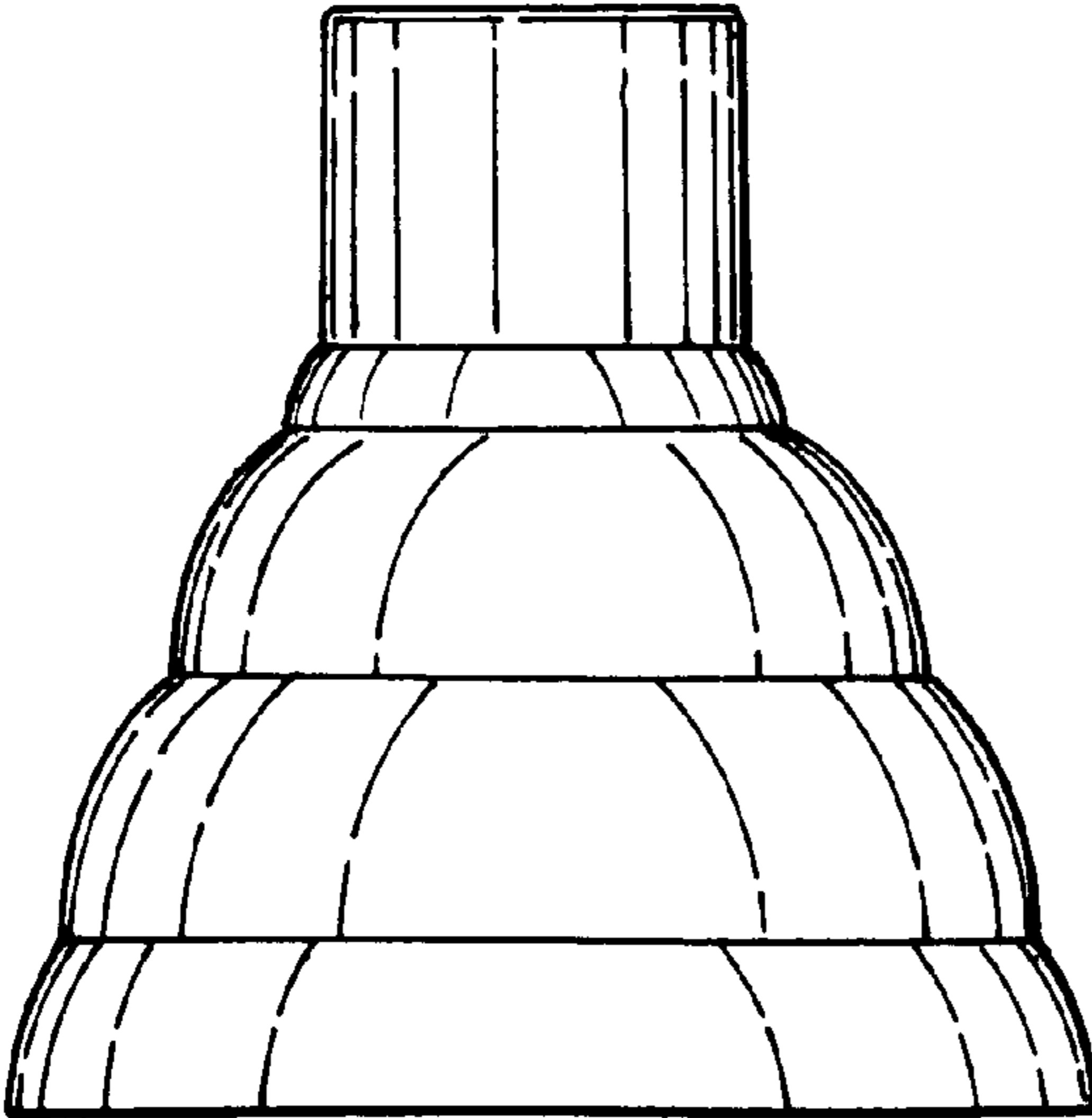


FIG. 2

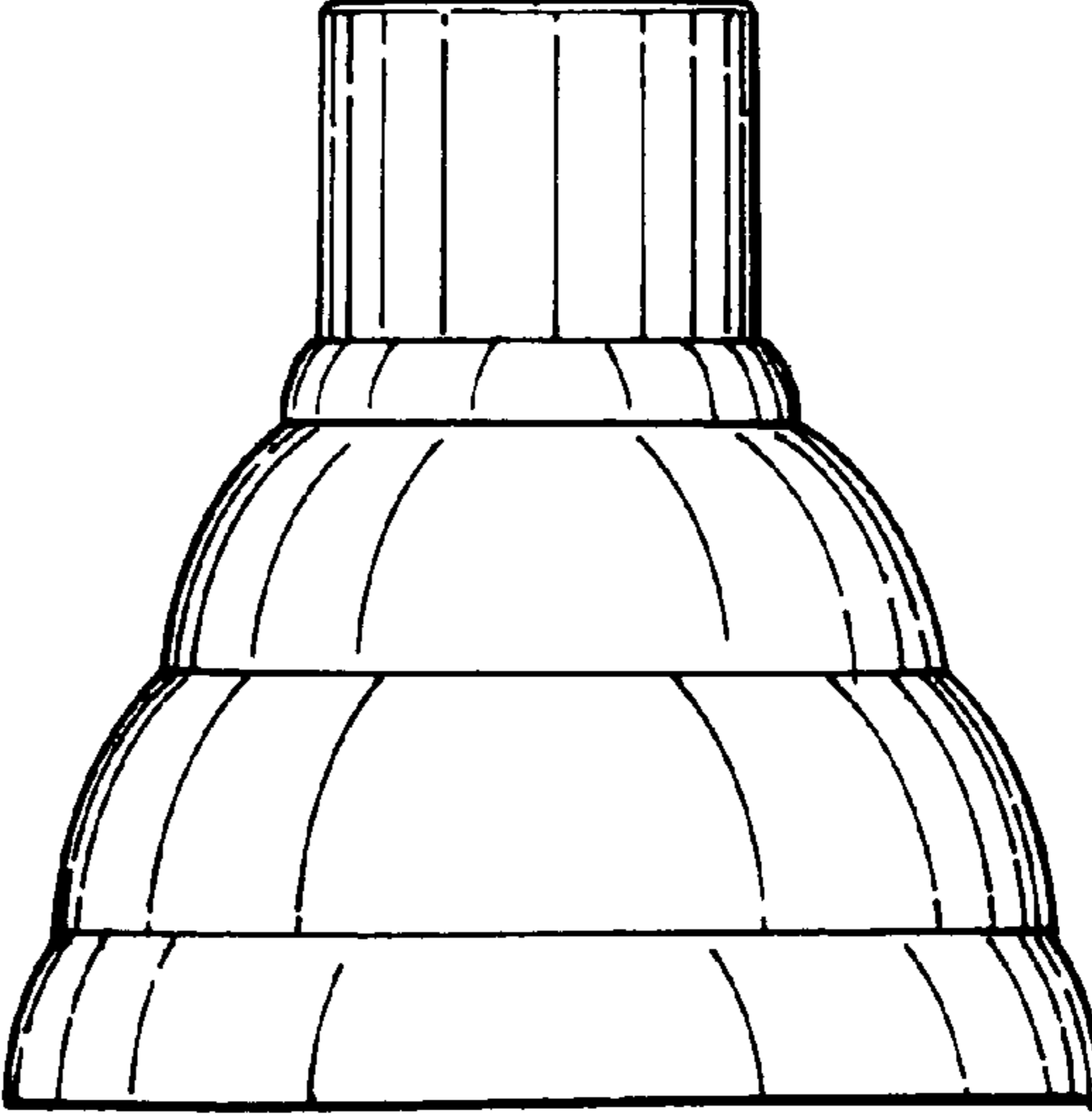


FIG. 3

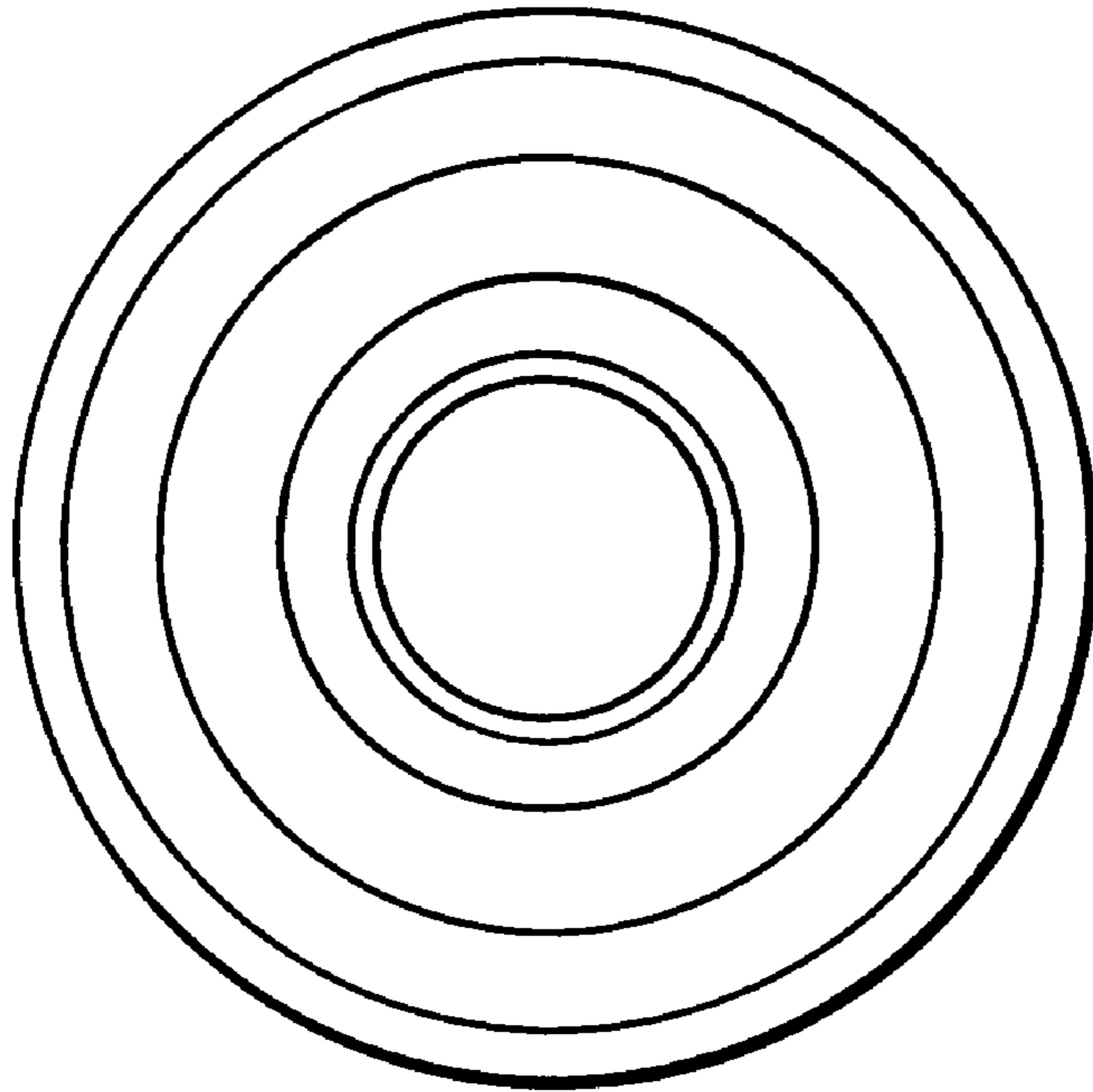


FIG. 4

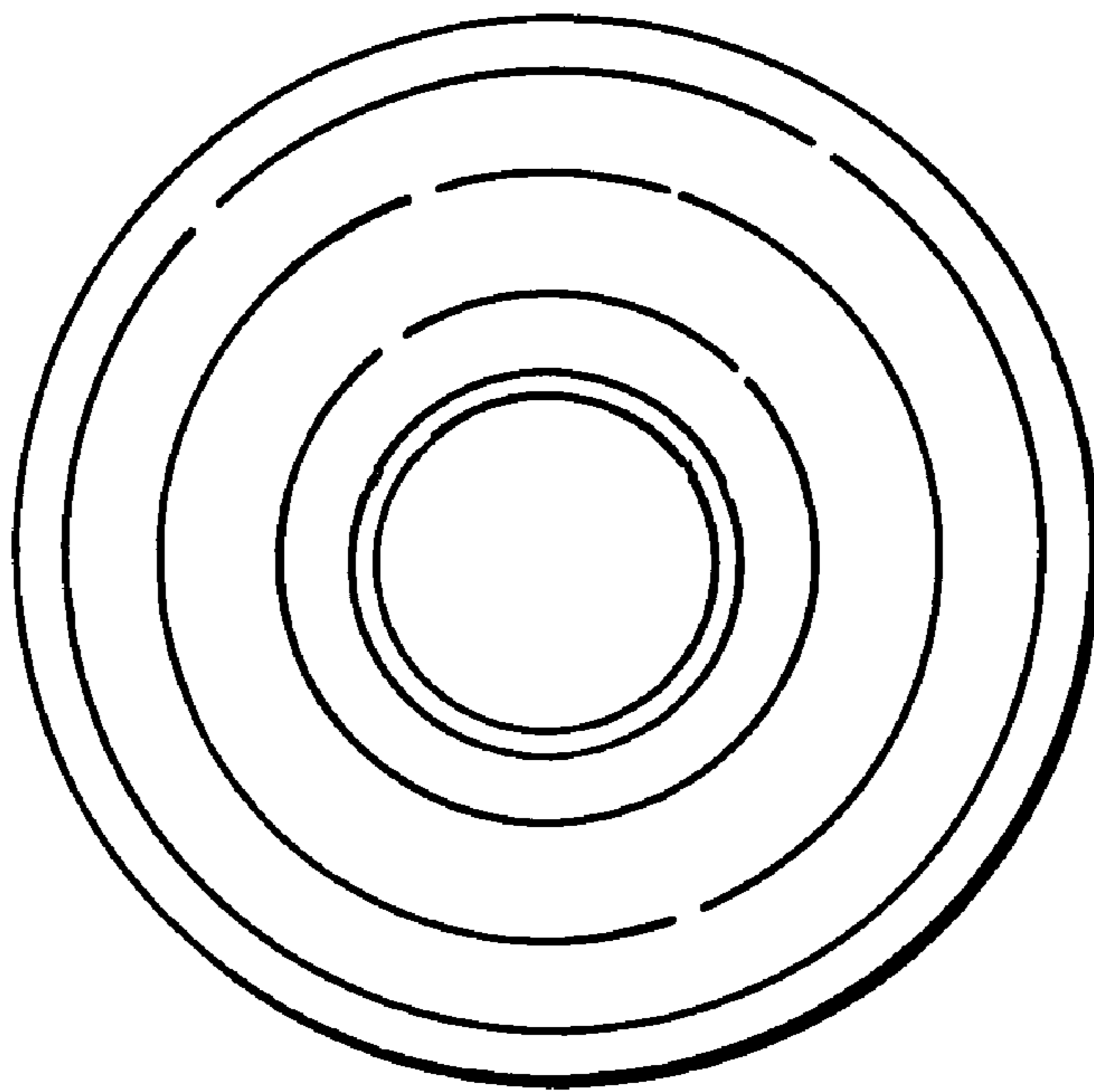


FIG. 5