



US00D608130S

(12) **United States Design Patent**
Moon et al.

(10) **Patent No.:** **US D608,130 S**
(45) **Date of Patent:** **** Jan. 19, 2010**

(54) **WATER DISPENSER**

(75) Inventors: **Young Mu Moon**, Koonpo-si (KR);
Hyung Min Park, Anyang-si (KR);
Young Wook Kim, Seongnam-si (KR)

(73) Assignee: **CLOVER Company Ltd.**, Anyang-si,
Kyungki-do (KR)

(**) Term: **14 Years**

(21) Appl. No.: **29/333,717**

(22) Filed: **Mar. 13, 2009**

(30) **Foreign Application Priority Data**

Mar. 9, 2009 (KR) 30-2009-0009929

(51) **LOC (9) Cl.** **07-01**

(52) **U.S. Cl.** **D7/306; D7/313**

(58) **Field of Classification Search** D7/313,
D7/306-311, 312; 215/398; 222/146.6,
222/185.1

See application file for complete search history.

(56) **References Cited**

U.S. PATENT DOCUMENTS

- D322,534 S * 12/1991 Chaney D7/306
- D350,453 S * 9/1994 Chaney D7/306
- D367,797 S * 3/1996 Hauser et al. D7/307
- D394,185 S * 5/1998 Eddy et al. D7/392

- D399,088 S * 10/1998 Chaney D7/307
- 5,927,557 A * 7/1999 Busick et al. 222/185.1
- D554,930 S * 11/2007 Lavy D7/307
- D571,141 S * 6/2008 Roosmalen et al. D7/307
- D585,690 S * 2/2009 Dammkoehler D7/307

* cited by examiner

Primary Examiner—Marianne Pandozzi

(74) *Attorney, Agent, or Firm*—Lowe Hauptman Ham & Berner, LLP

(57) **CLAIM**

The ornamental design for a water dispenser, as shown and described.

DESCRIPTION

FIG. 1 is a perspective view of the water dispenser according to the invention;

FIG. 2 is a front elevational view thereof;

FIG. 3 is a rear elevational view thereof;

FIG. 4 is a left side elevational view thereof;

FIG. 5 is a right side elevational view thereof;

FIG. 6 is an enlarged top plan view thereof; and,

FIG. 7 is an enlarged bottom plan view thereof.

The broken lines in the drawings are included for the purpose of illustration and form no part of the claimed design.

1 Claim, 6 Drawing Sheets

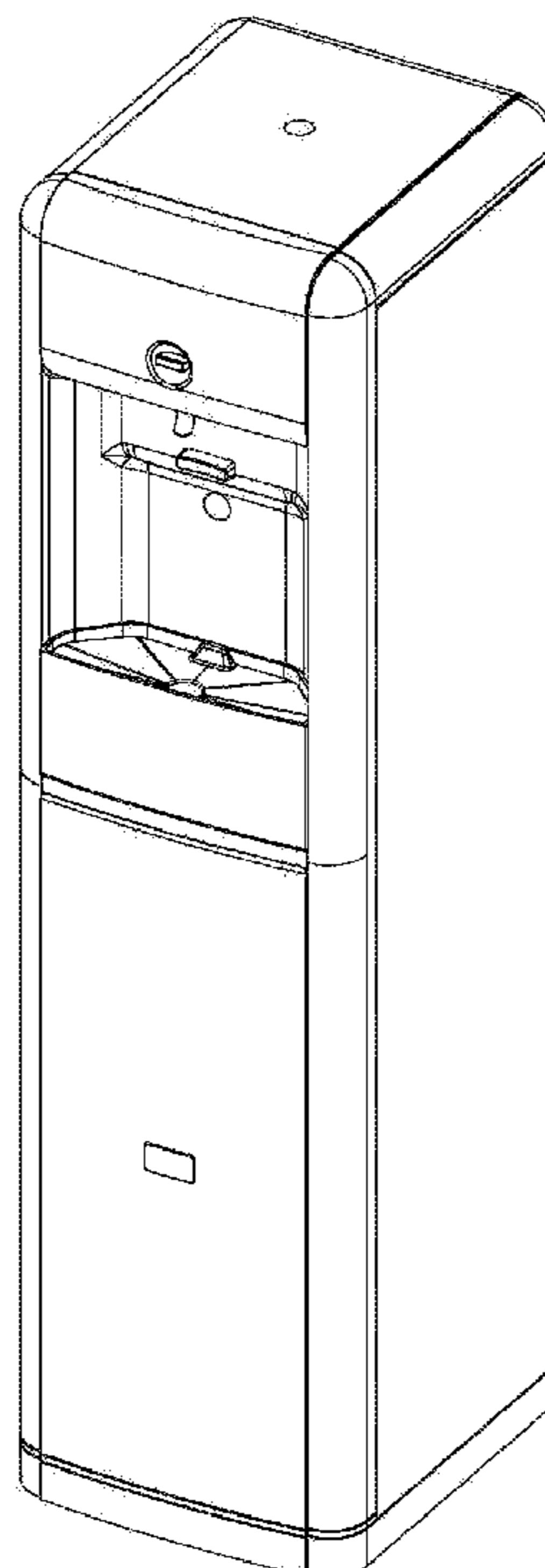


FIG. 1

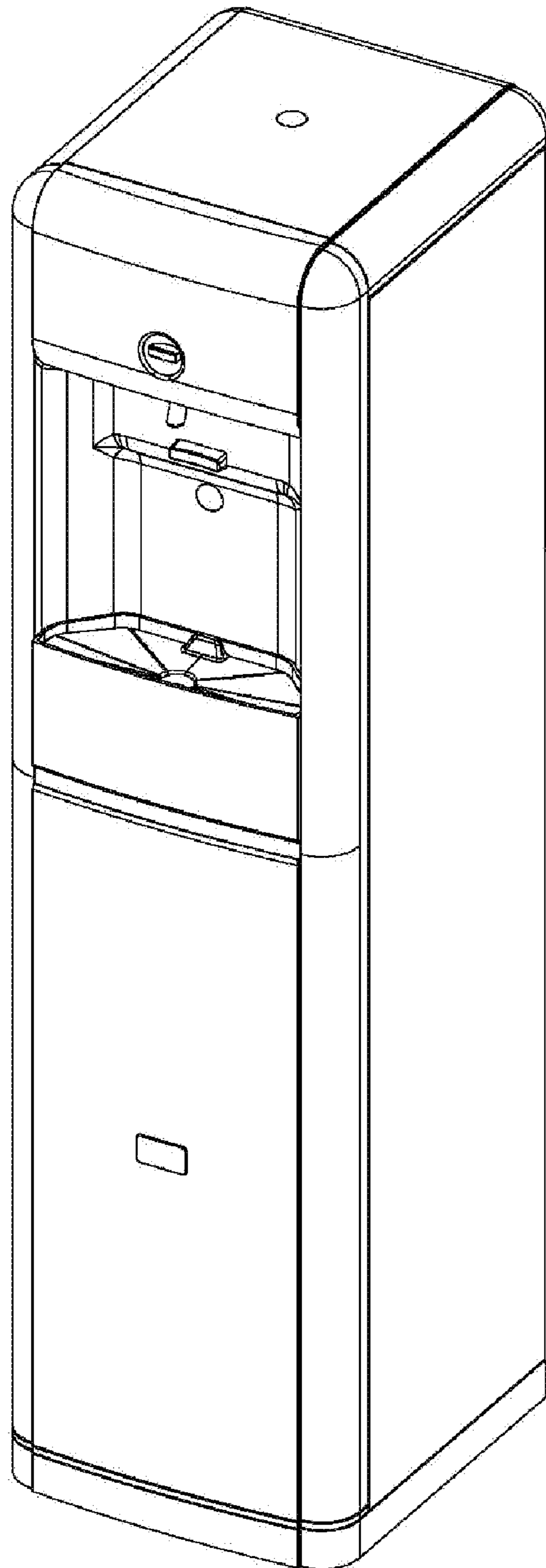


FIG. 2




FIG. 3




FIG. 4




FIG. 5




FIG. 6

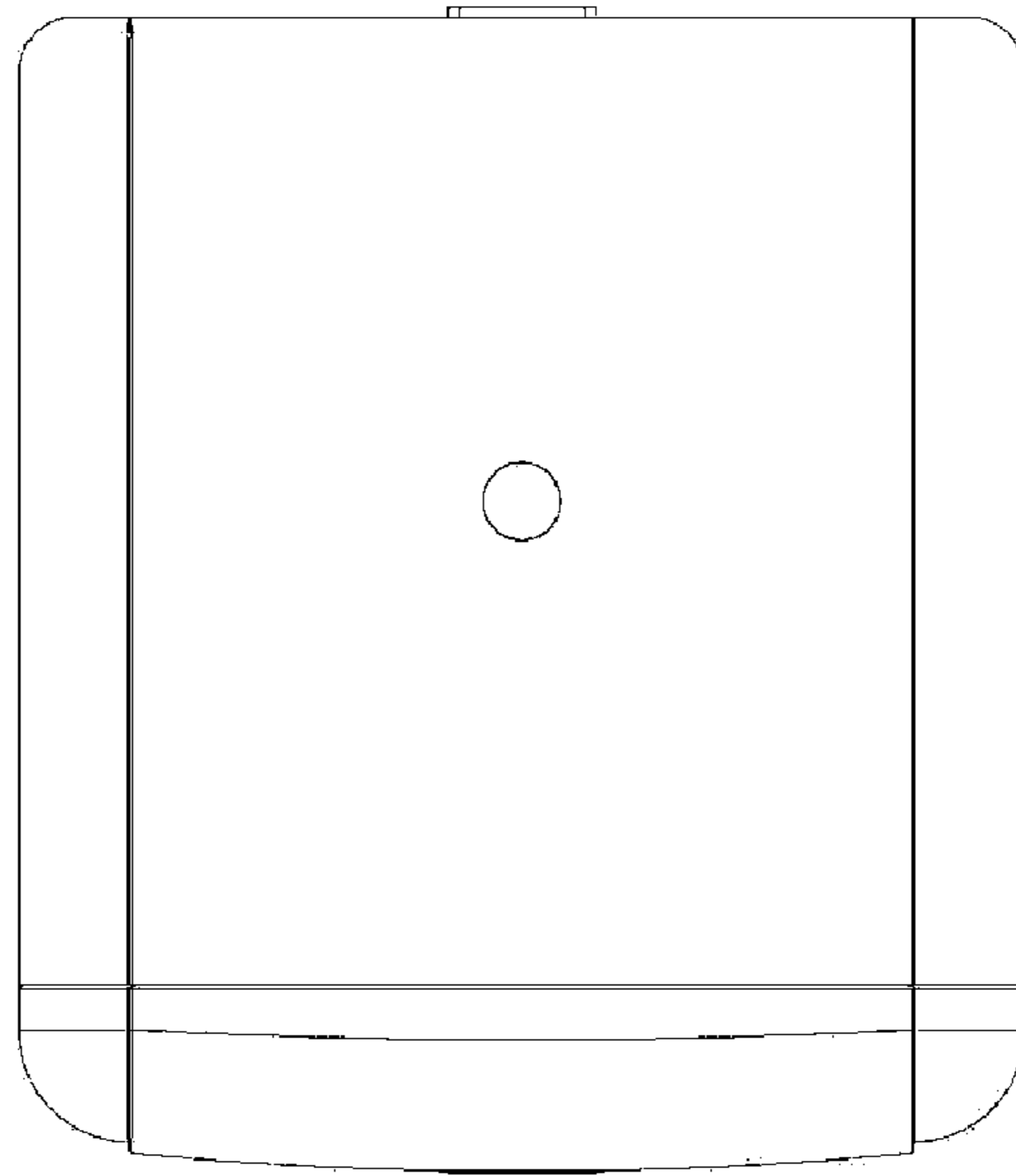


FIG. 7

