



US00D608099S

(12) **United States Design Patent**  
**Mangano**

(10) **Patent No.:** **US D608,099 S**  
(45) **Date of Patent:** **\*\* Jan. 19, 2010**

- (54) **STACKABLE CLOTHES HANGER**
- (75) Inventor: **Joy Mangano**, St. James, NY (US)
- (73) Assignee: **Ingenious Designs LLC**, Edgewood, NY (US)
- (\*\*) Term: **14 Years**
- (21) Appl. No.: **29/326,420**
- (22) Filed: **Oct. 17, 2008**

- (51) **LOC (9) Cl.** ..... **06-08**
- (52) **U.S. Cl.** ..... **D6/319**
- (58) **Field of Classification Search** ..... D6/315,  
D6/317, 319, 320, 328; 211/1, 13.1, 85.3,  
211/113, 119, 831; 223/85-98  
See application file for complete search history.

(56) **References Cited**  
U.S. PATENT DOCUMENTS

2,601,926	A	*	7/1952	Speaker et al.	.....	211/113
D206,300	S	*	11/1966	Moses	.....	D6/319
D206,302	S	*	11/1966	Moses	.....	D6/315
3,352,430	A	*	11/1967	McAtee	.....	211/119
D229,914	S	*	1/1974	Lindermann	.....	D6/315
D253,448	S	*	11/1979	Salladay	.....	D6/319
D279,627	S	*	7/1985	Morin	.....	D6/319
D591,061	S	*	4/2009	Patel	.....	D6/319

\* cited by examiner

*Primary Examiner*—Stella M Reid  
*Assistant Examiner*—Shanda C Hill  
(74) *Attorney, Agent, or Firm*—Kenyon & Kenyon LLP

(57) **CLAIM**

The ornamental design for a stackable clothes hanger, as shown and described.

**DESCRIPTION**

FIG. 1 is a front view of a stackable clothes hanger showing my new design;

FIG. 2 is a rear view thereof;

FIG. 3 is a right side view thereof;

FIG. 4 is a left side view thereof;

FIG. 5 is a top plan view thereof;

FIG. 6 is a bottom plan view thereof;

FIG. 7 is a front view of a top component of the stackable clothes hanger;

FIG. 8 is a rear view of the top and middle component thereof;


FIG. 9 is a bottom component thereof;

FIG. 10 is a front perspective of the stackable clothes hanger shown in an alternate position; and,

FIG. 11 is another perspective view of the attackable clothes hanger in an alternate position.

The broken lines shown in the drawing disclosure are for illustrative purposes only and form no part of the claimed design.

**1 Claim, 7 Drawing Sheets**






FIG. 1




FIG. 2




FIG. 3



FIG. 4



FIG. 5



FIG. 6

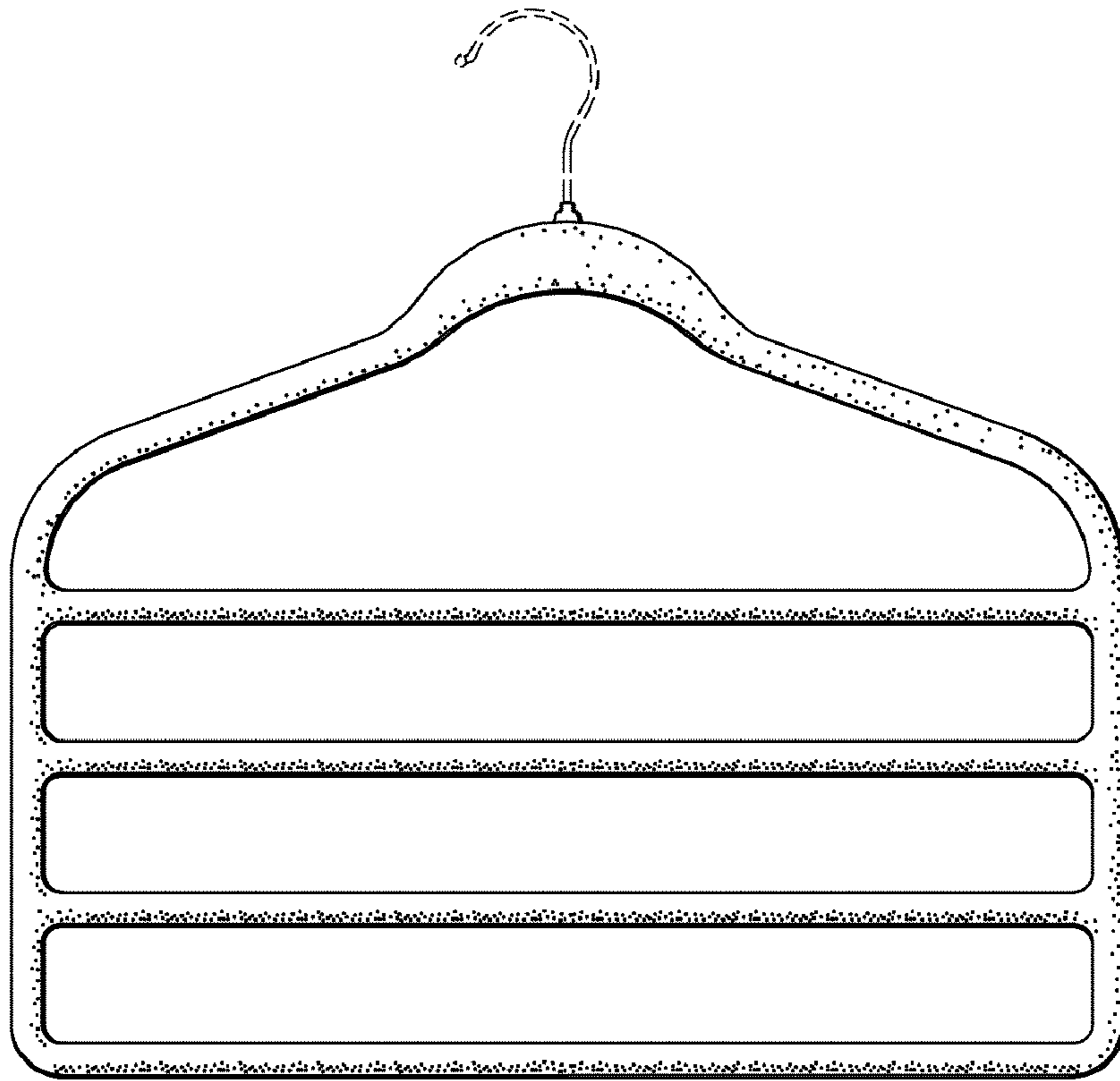


FIG. 7

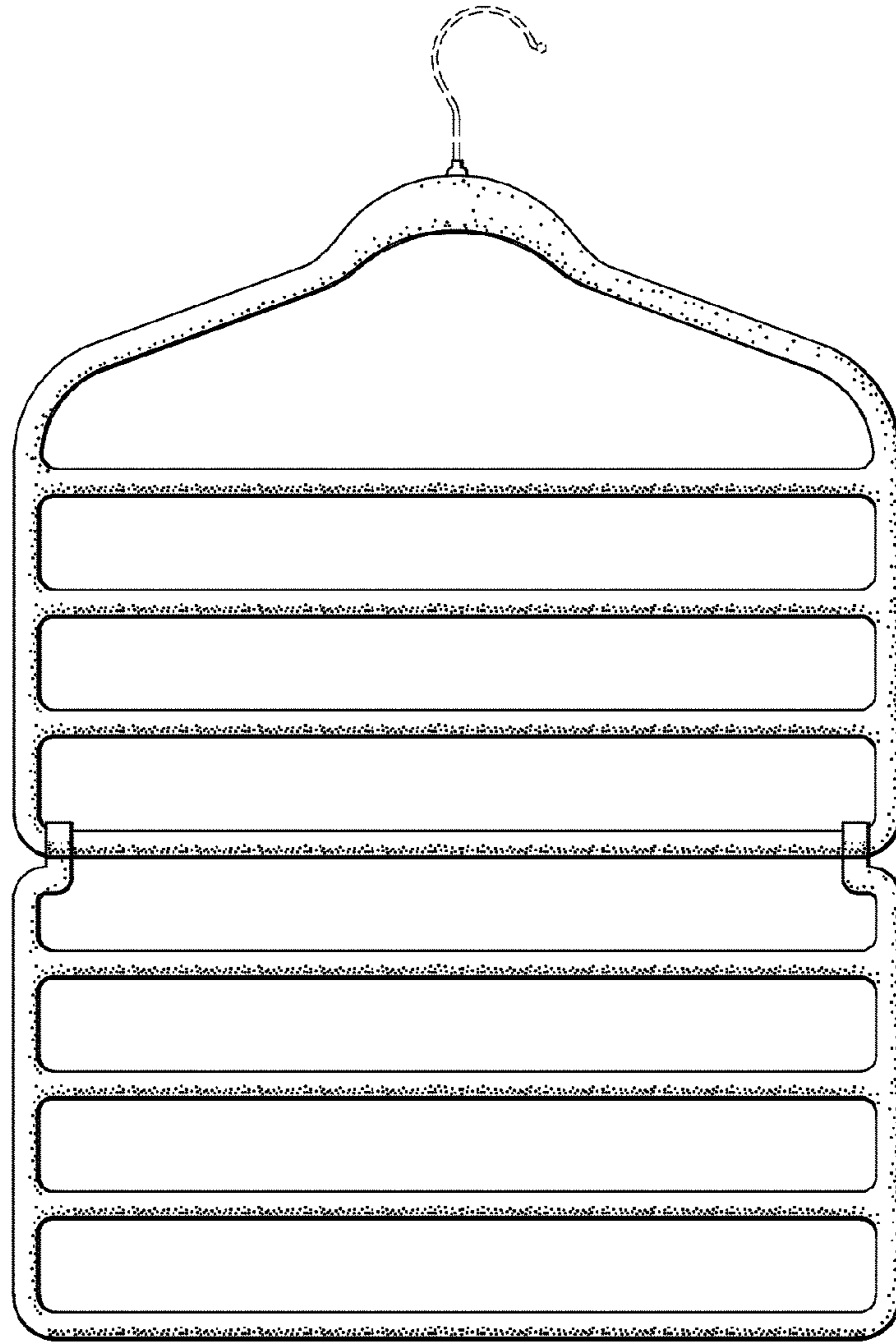


FIG. 8




FIG. 9

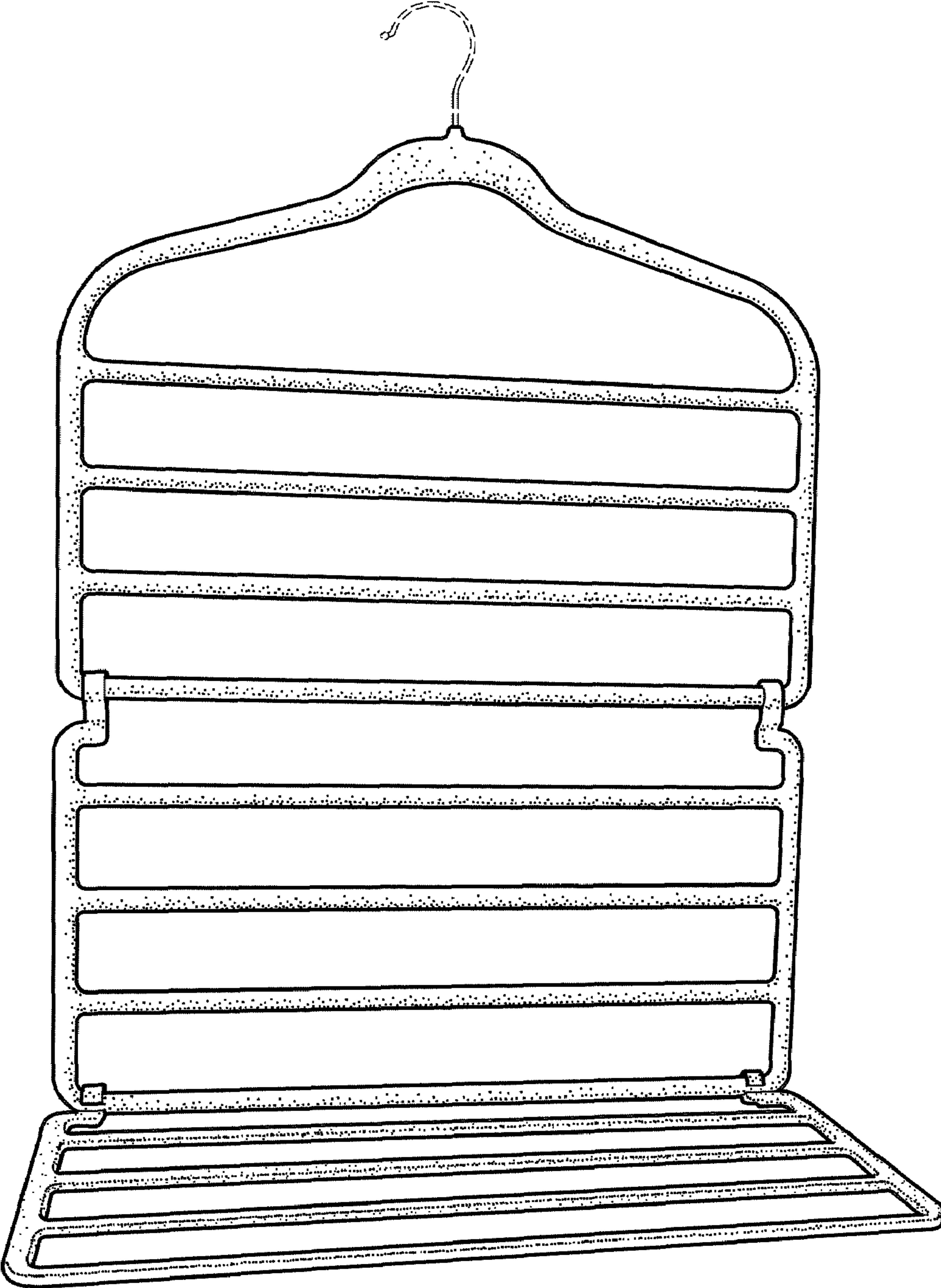


FIG. 10

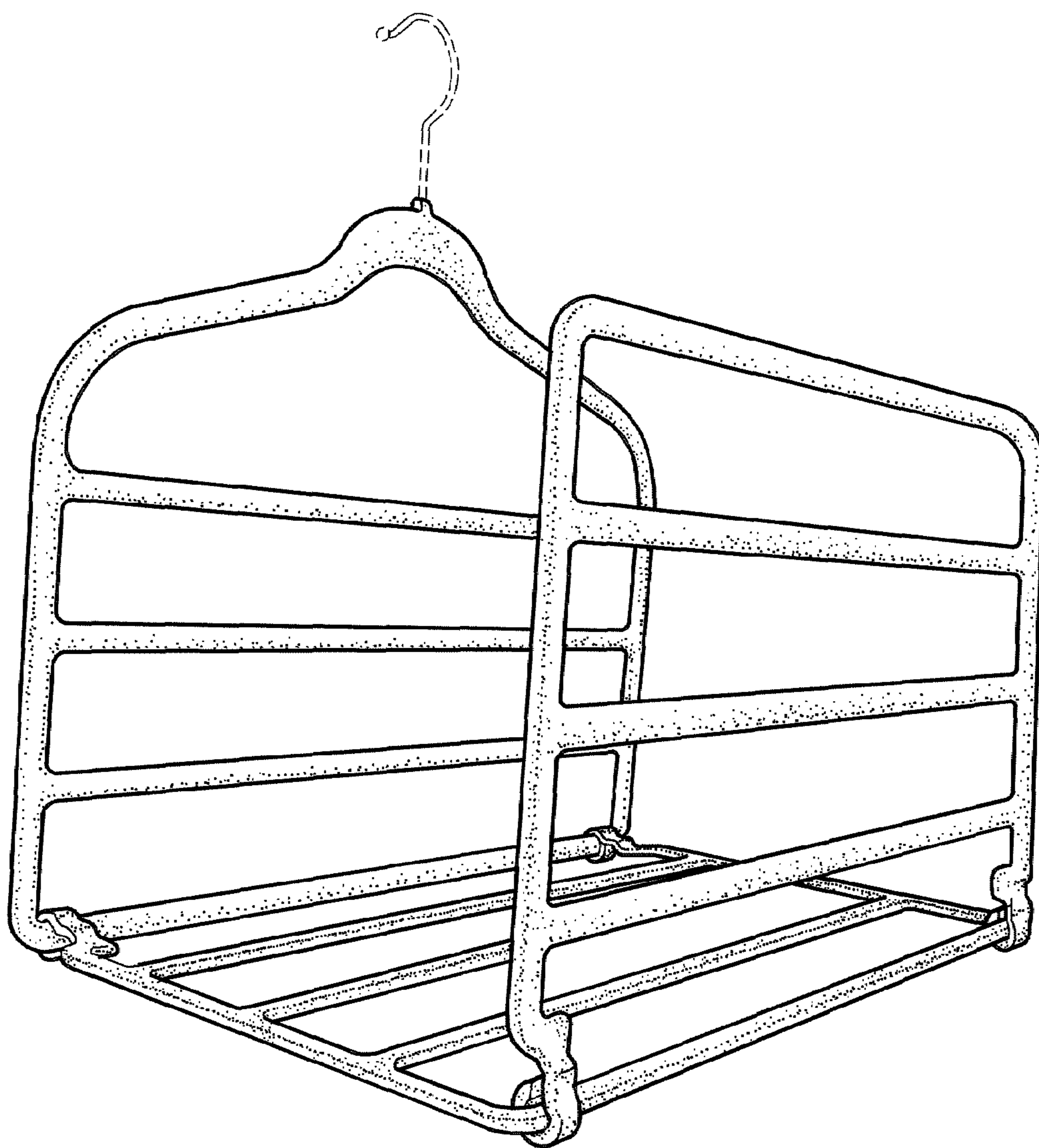


FIG. 11