



US00D608062S

(12) **United States Design Patent**
Jeong et al.

(10) **Patent No.:** **US D608,062 S**
(45) **Date of Patent:** **** Jan. 12, 2010**

(54) **DRUM-TYPE WASHING MACHINE**

(75) Inventors: **Hee Jae Jeong**, Seoul (KR); **Jong Hyub Lee**, Seoul (KR); **Jeong Min Kim**, Seoul (KR); **Hyung Jun Kim**, Seoul (KR); **Soo Hyun Lee**, Kyunggi-do (KR); **Sung Hoon Jung**, Kyunggi-do (KR)

(73) Assignee: **Samsung Electronics Co., Ltd.**, Suwon (KR)

(**) Term: **14 Years**

(21) Appl. No.: **29/321,883**

(22) Filed: **Jul. 25, 2008**

(51) **LOC (9) Cl.** **15-05**

(52) **U.S. Cl.** **D32/6**

(58) **Field of Classification Search** D32/1,
D32/5, 6, 8; 68/3 R, 5 R, 12.01, 12.08; 34/523-524;
312/31; 38/1 A

See application file for complete search history.

(56) **References Cited**

U.S. PATENT DOCUMENTS

D564,144 S * 3/2008 Kwon D32/6

D564,145 S * 3/2008 Kim D32/6
D572,418 S * 7/2008 Suh et al. D32/6
D582,106 S * 12/2008 Kim et al. D32/6
D588,757 S * 3/2009 Park et al. D32/6

* cited by examiner

Primary Examiner—T. Chase Nelson

Assistant Examiner—Kathleen M Sims

(74) *Attorney, Agent, or Firm*—Ladas and Parry LLP

(57) **CLAIM**

We claim the ornamental design for drum-type washing machine, as shown.

DESCRIPTION

FIG. 1 is a front, left side, top perspective view of a drum-type washing machine showing our new design;

FIG. 2 is a front elevational view thereof;

FIG. 3 is a left side elevational view thereof;

FIG. 4 is a right side elevational view thereof;

FIG. 5 is a top elevational view; and,

FIG. 6 is a bottom elevational view thereof.

1 Claim, 5 Drawing Sheets




FIG. 1




FIG. 2

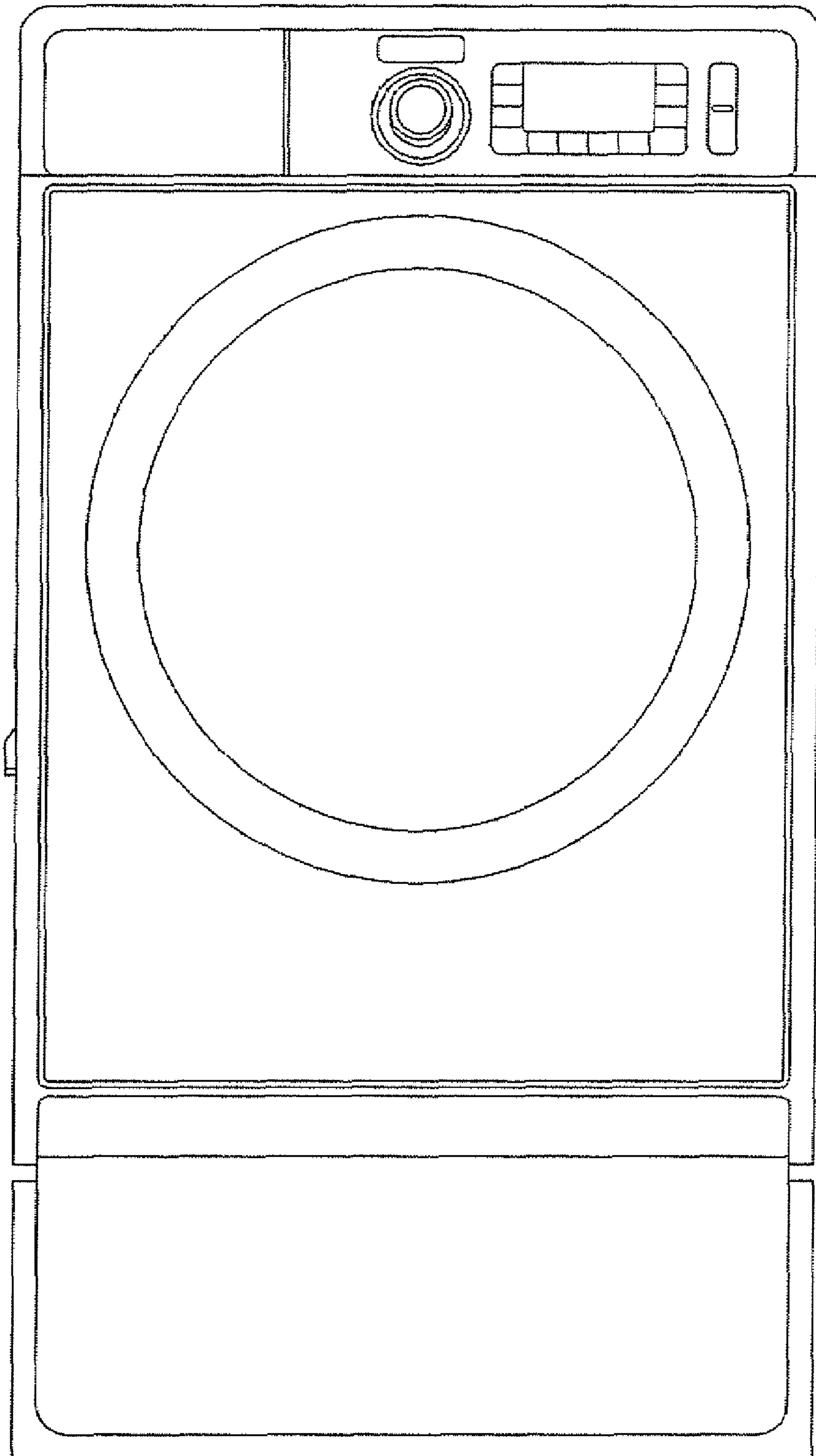


FIG. 3

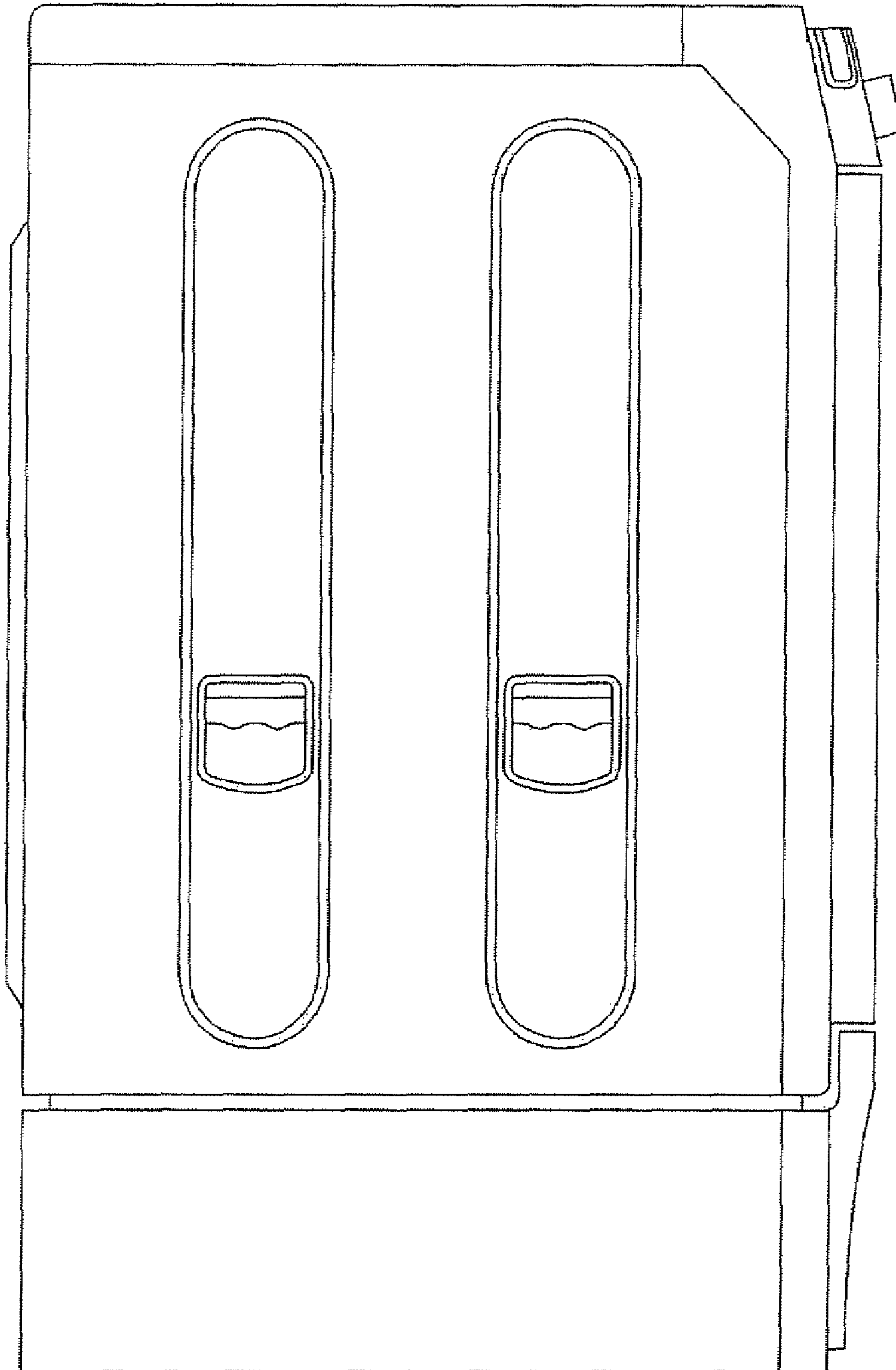


FIG. 4

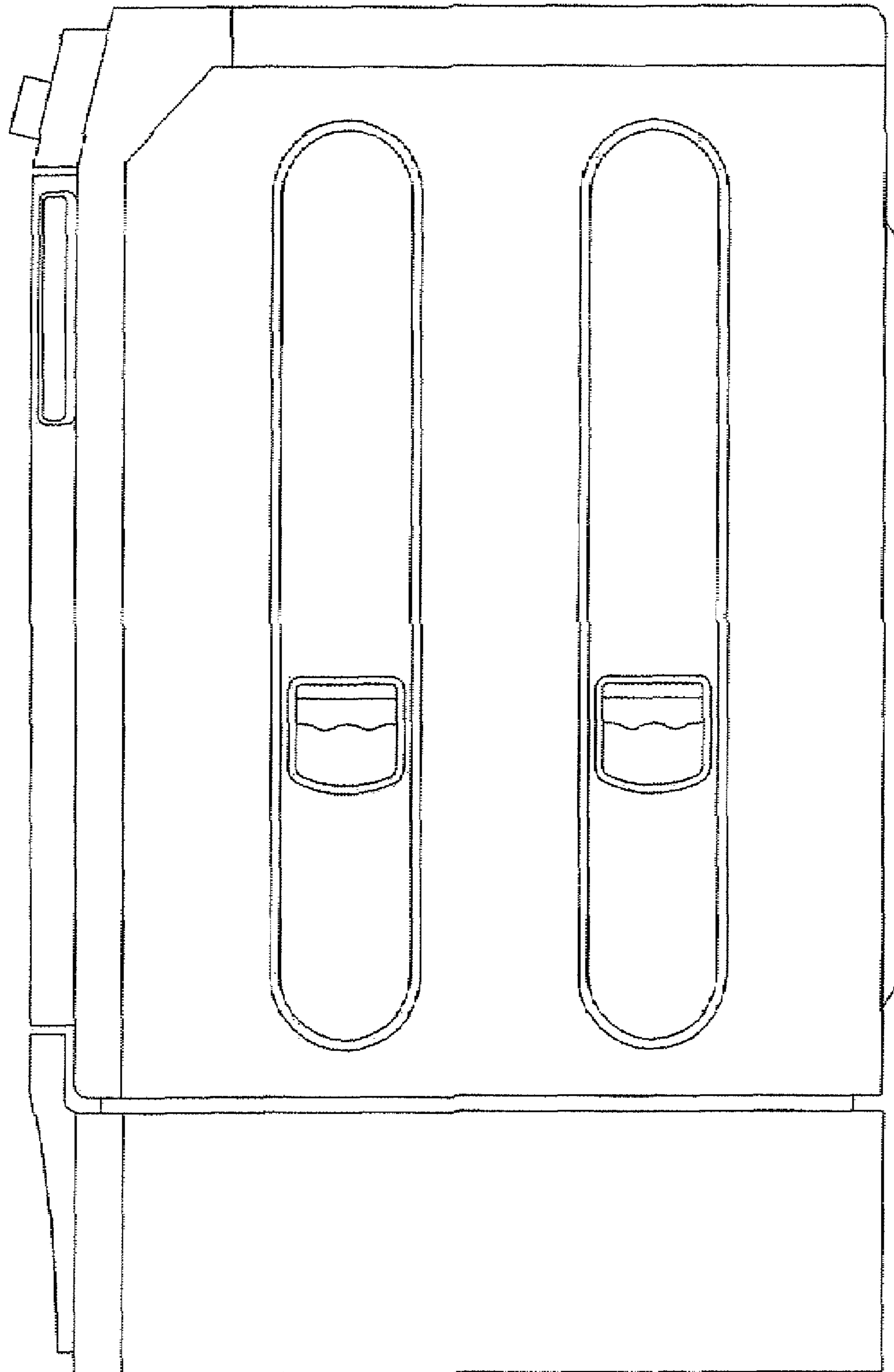


FIG. 5




FIG. 6

