

US00D608043S

(12) **United States Design Patent**
Ko

(10) **Patent No.:** **US D608,043 S**
(45) **Date of Patent:** **** Jan. 12, 2010**

(54) **LOW PROFILE SURFACE MOUNT LIGHT
FIXTURE WITH TOUCHLESS CONTROL**

(76) **Inventor:** **Wai-Shing Peter Ko**, 125 Holly Springs
Dr., Peachtree City, GA (US) 30269

(**) **Term:** **14 Years**

(21) **Appl. No.:** **29/328,259**

(22) **Filed:** **Nov. 21, 2008**

(51) **LOC (9) Cl.** **26-03**

(52) **U.S. Cl.** **D26/76; D26/72**

(58) **Field of Classification Search** D26/72,
D26/75-78, 80; 362/133, 147, 217.01, 219,
362/221-225, 217.02, 217.08, 217.09, 217.1,
362/217.16

See application file for complete search history.

(56) **References Cited**

U.S. PATENT DOCUMENTS

2,640,911 A * 6/1953 McCann 362/217.17
D205,192 S * 7/1966 Shearin D26/75
4,432,043 A * 2/1984 Yuen 362/217.08
4,969,075 A * 11/1990 Helm et al. 362/223

D443,096 S * 5/2001 Echito D26/76
6,390,652 B1 * 5/2002 Echito 362/133
D464,162 S * 10/2002 Segretto D26/80
6,755,551 B2 * 6/2004 Soorus et al. 362/221
7,360,916 B2 * 4/2008 Sanborn et al. 362/133
D585,152 S * 1/2009 Levine D26/76

* cited by examiner

Primary Examiner—Clare E Heflin

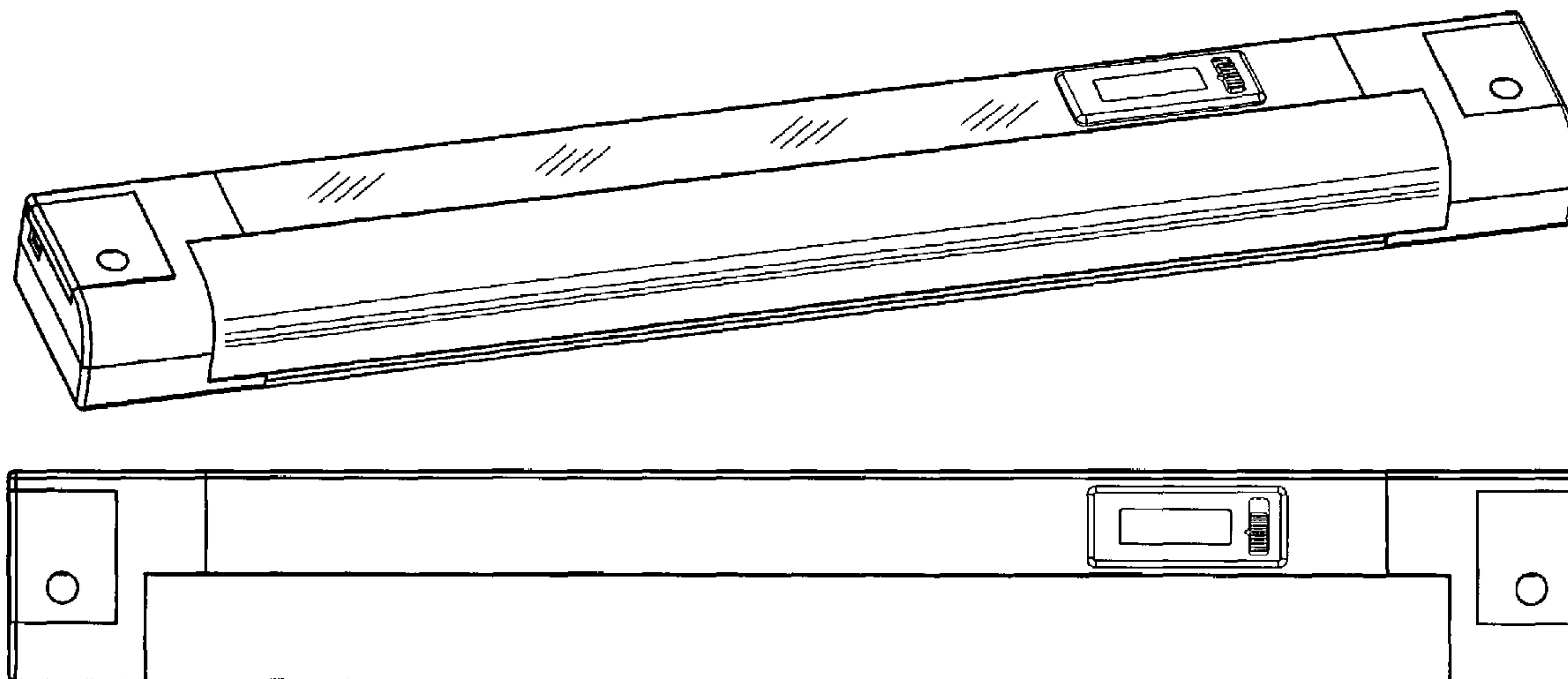
(57) **CLAIM**

The ornamental design for a low profile surface mount light fixture with touchless control, as shown and described.

DESCRIPTION

FIG. 1 is a perspective view of a low profile surface mount light fixture with touchless control, showing my new design; FIG. 2 is an end elevational view of the invention; FIG. 3 is a front view of the invention; FIG. 4 is the top plan view of the invention; FIG. 5 is the rear view of the invention; and, FIG. 6 is the bottom plan view of the invention.

1 Claim, 2 Drawing Sheets



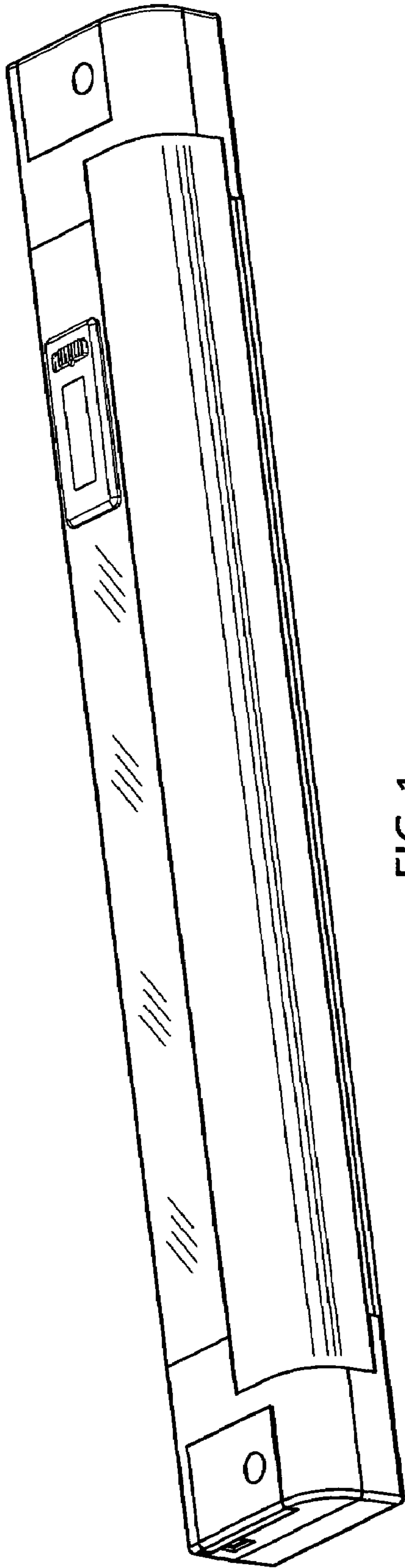


FIG. 1

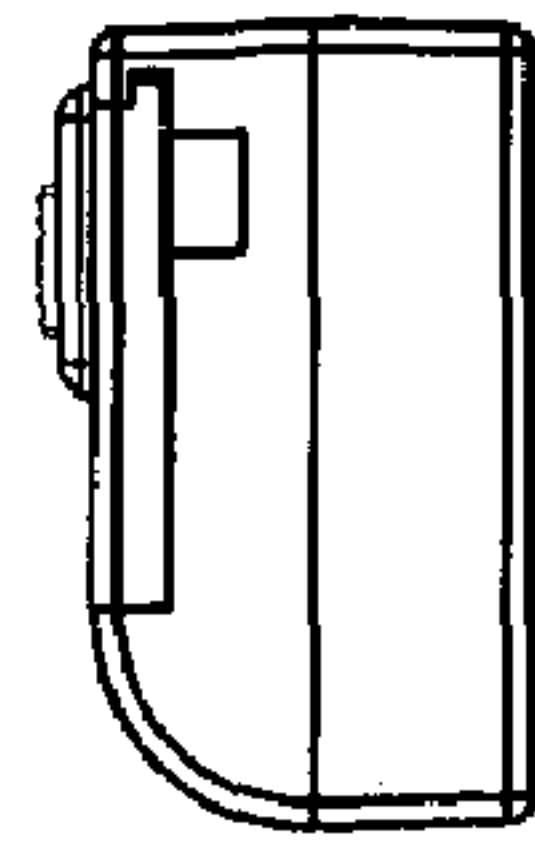


FIG. 2

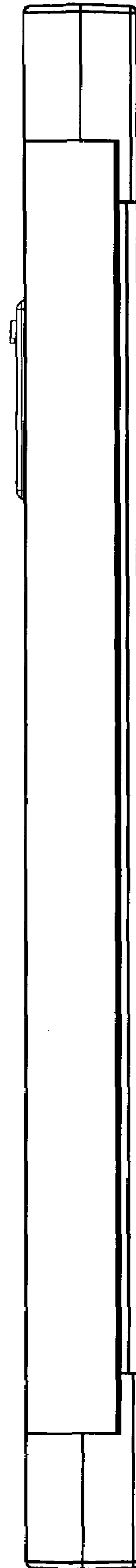


FIG. 3




FIG. 4




FIG. 5




FIG. 6