



US00D608040S

(12) **United States Design Patent**
Guercio

(10) **Patent No.:** **US D608,040 S**
(45) **Date of Patent:** **** Jan. 12, 2010**

- (54) **LED LIGHT FIXTURE**
- (75) Inventor: **Vincenzo Guercio**, Wallkill, NY (US)
- (73) Assignee: **RAB Lighting, Inc.**, Northvale, NJ (US)
- (**) Term: **14 Years**
- (21) Appl. No.: **29/332,567**
- (22) Filed: **Feb. 19, 2009**

Related U.S. Application Data

- (63) Continuation-in-part of application No. 29/328,342, filed on Nov. 21, 2008.

- (51) **LOC (9) Cl.** **26-05**
- (52) **U.S. Cl.** **D26/71; D26/85**
- (58) **Field of Classification Search** D26/67-72,
D26/85, 92; 362/145, 152, 183, 294, 373,
362/414, 431, 545
See application file for complete search history.

(56) **References Cited**

U.S. PATENT DOCUMENTS

- 2,916,609 A * 12/1959 Freier et al. 362/374
- D201,765 S * 7/1965 Mox D26/71
- D228,667 S * 10/1973 Anderson, Jr. D26/71
- D465,050 S 10/2002 Crelin
- D527,134 S * 8/2006 Bagen D26/71

- D566,876 S * 4/2008 Allen et al. D26/85
- D579,141 S * 10/2008 Guercio D26/92
- D599,049 S * 8/2009 Guercio D26/69
- D599,050 S * 8/2009 Guercio D26/71
- 2008/0137327 A1 * 6/2008 Hodulik 362/183

* cited by examiner

Primary Examiner—Clare E Heflin

(74) *Attorney, Agent, or Firm*—Overhauser & Lindman, LLC

(57) **CLAIM**

The ornamental design for a LED light fixture, as shown and described.

DESCRIPTION

FIG. 1 is a perspective view of a LED light fixture according to my design;

FIG. 2 is a first side view thereof;

FIG. 3 is a front view thereof;

FIG. 4 is a second side view thereof;

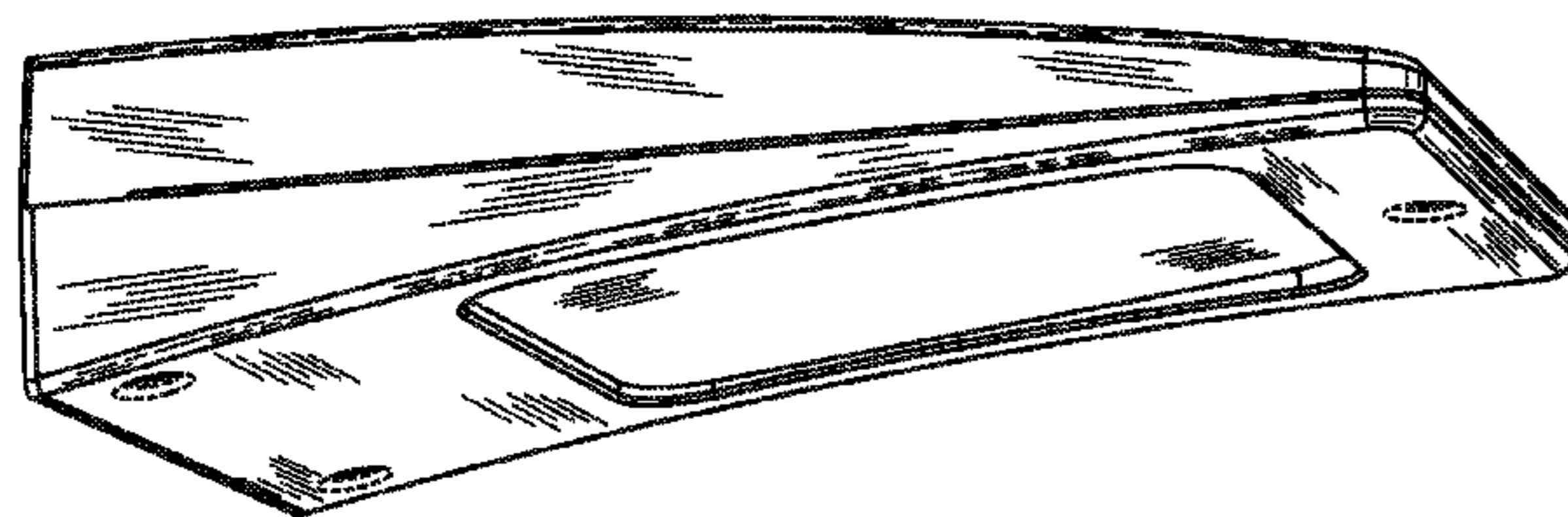
FIG. 5 is a rear view thereof;

FIG. 6 is a top view thereof; and,

FIG. 7 is a bottom view thereof.

The broken lines shown in the drawings are for the purpose of illustrating portions of the light fixture and form no part of the claimed design.

1 Claim, 7 Drawing Sheets



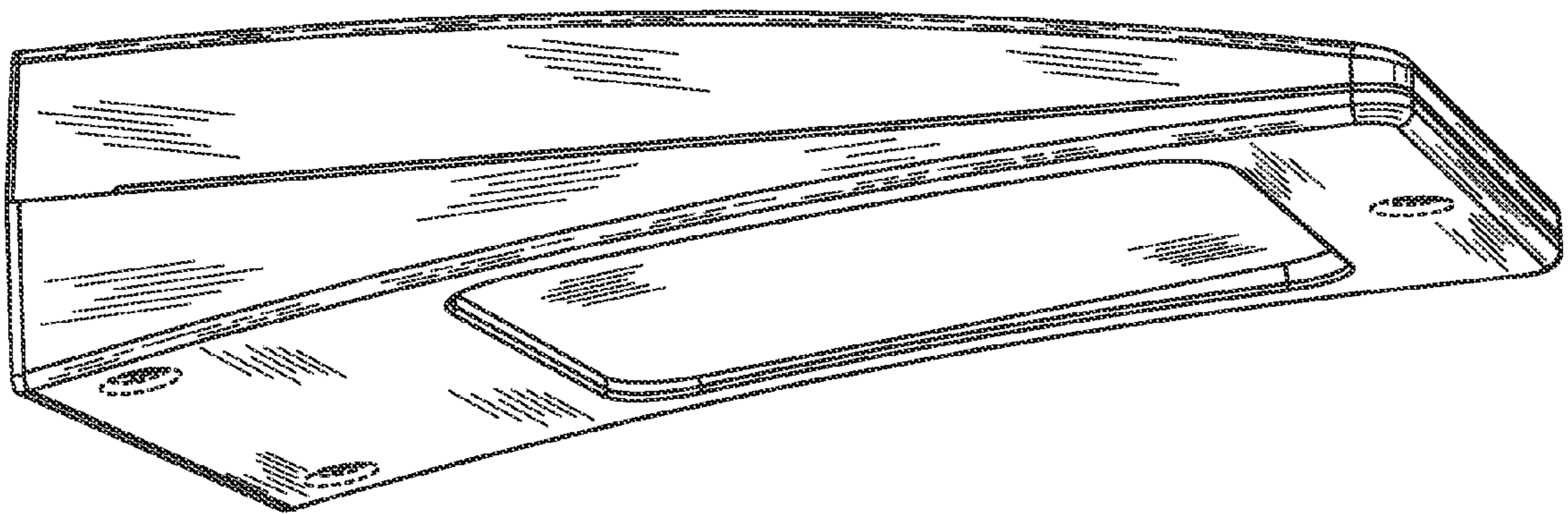


FIG. 1

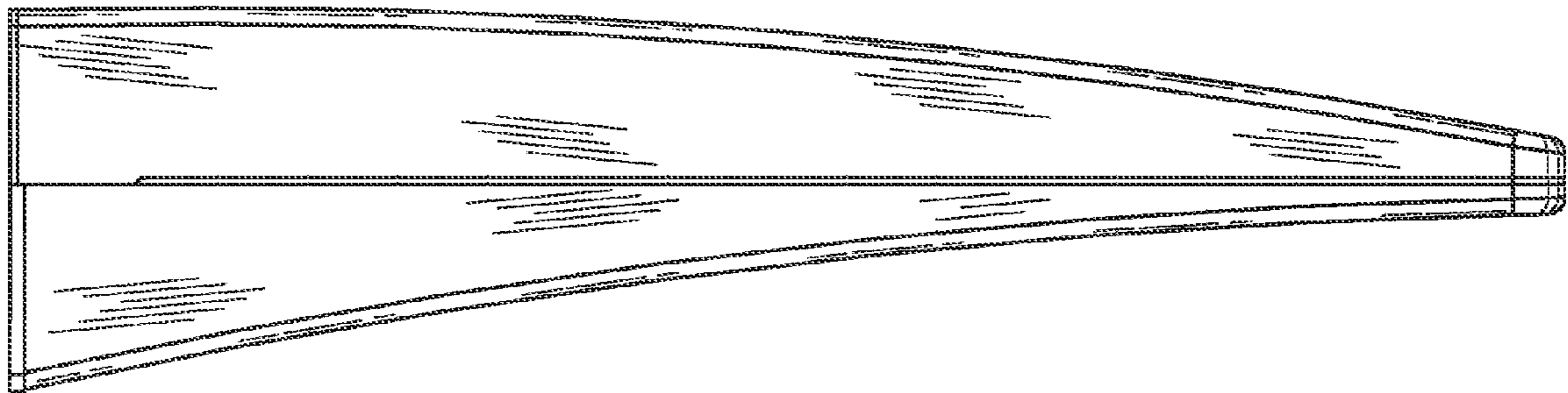


FIG. 2




FIG. 3

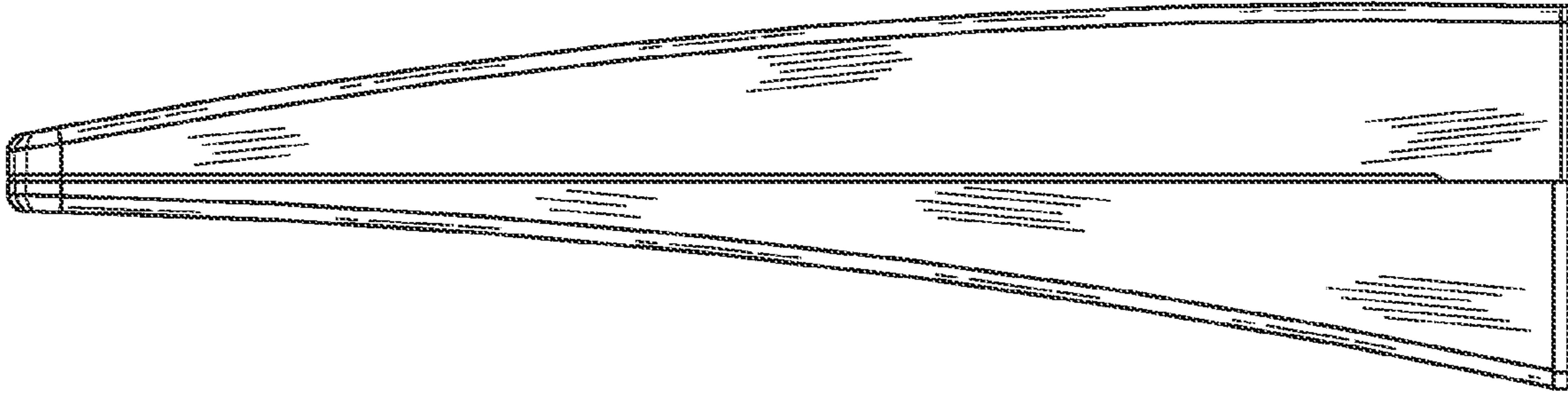


FIG. 4

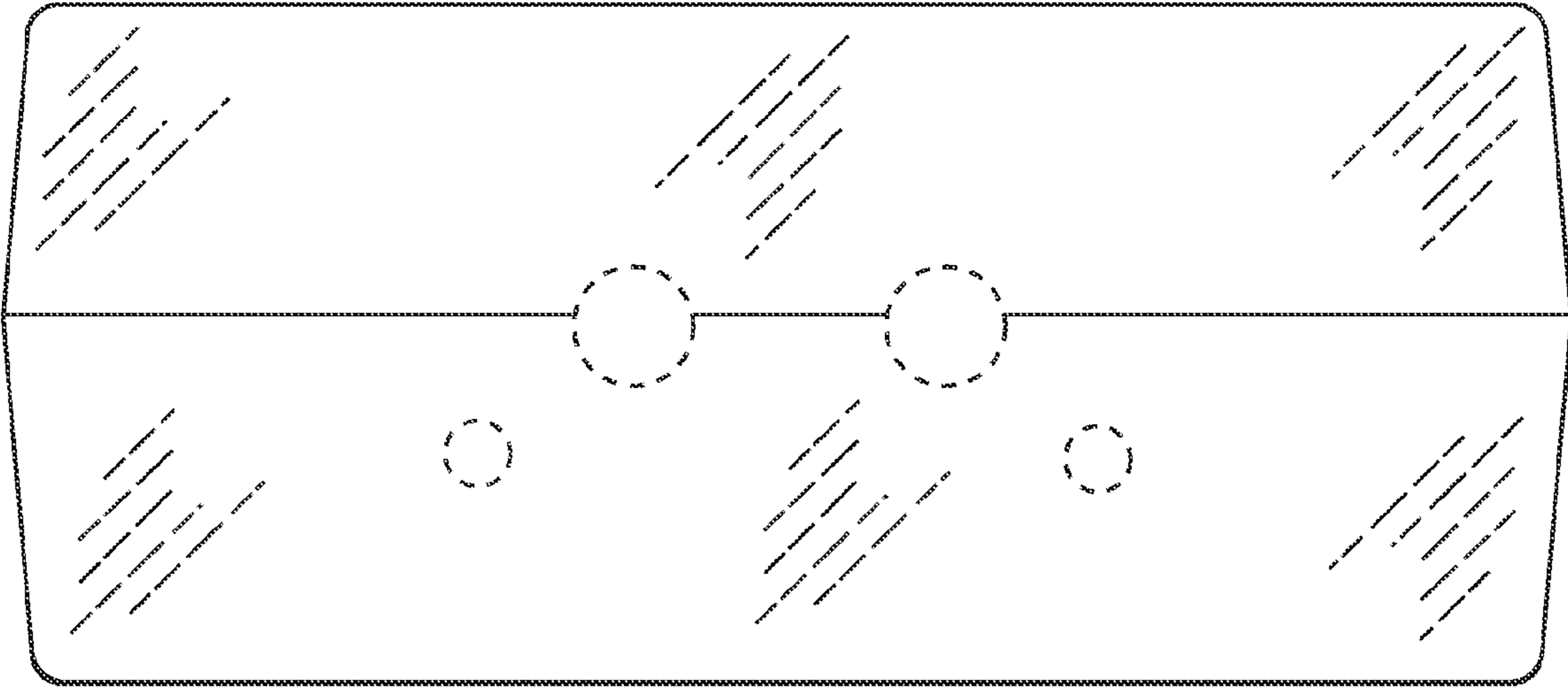


FIG. 5




FIG. 6

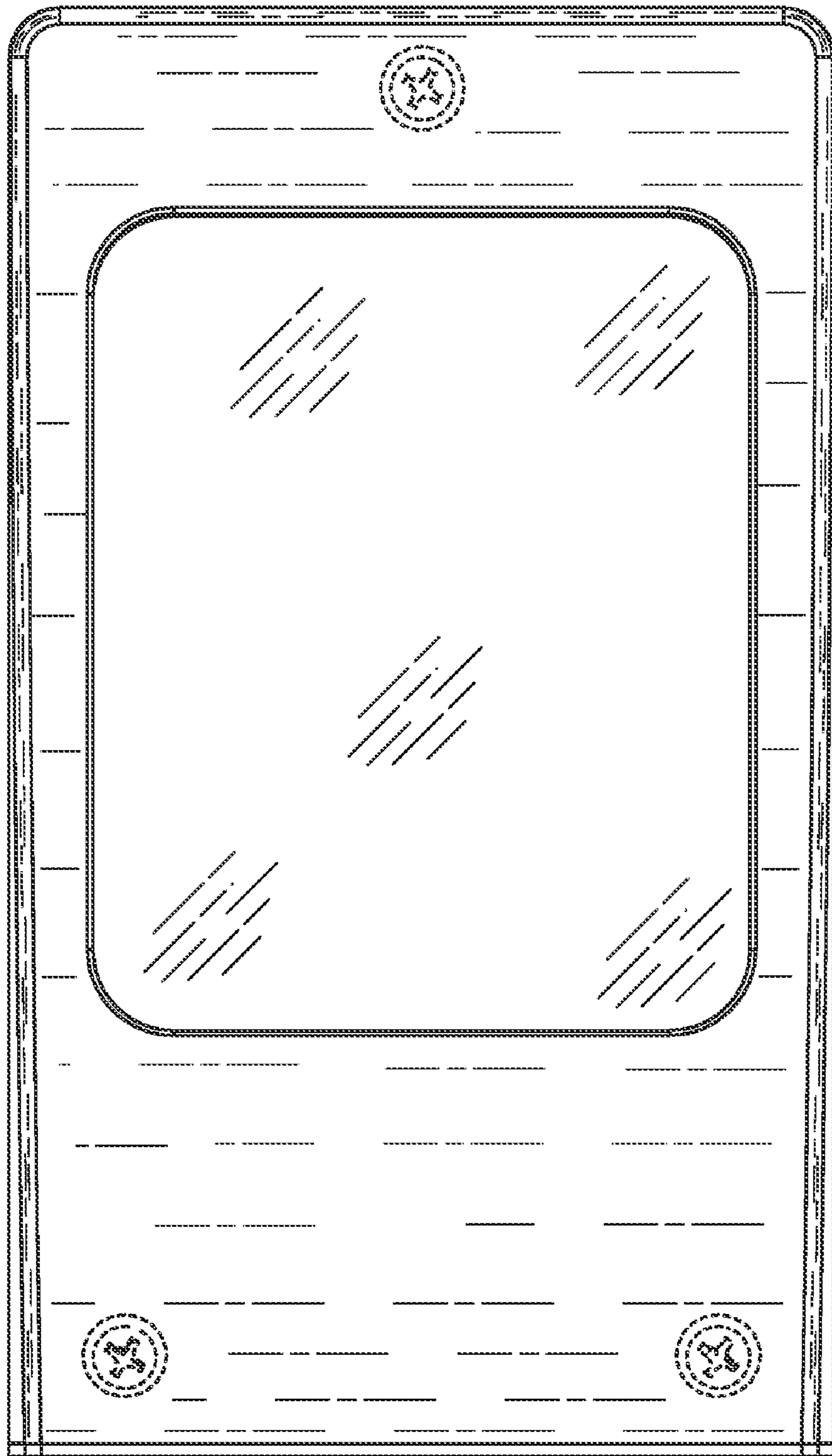


FIG. 7