



US00D608034S

(12) **United States Design Patent**  
**Hesse et al.**

(10) **Patent No.:** **US D608,034 S**  
(45) **Date of Patent:** **\*\* Jan. 12, 2010**

(54) **PORTION OF A FLASHLIGHT**

(75) Inventors: **Bryan L. Hesse**, Guilford, CT (US);  
**James Sener**, Glastonbury, CT (US);  
**Kevin S. Garrity**, Madison, CT (US)

(73) Assignee: **The Gillette Company**, Boston, MA  
(US)

(\*\*) Term: **14 Years**

(21) Appl. No.: **29/330,252**

(22) Filed: **Jan. 2, 2009**

**Related U.S. Application Data**

(63) Continuation of application No. 29/324,659, filed on  
Sep. 17, 2008, which is a continuation of application  
No. 29/296,218, filed on Oct. 16, 2007, now aban-  
doned.

(51) **LOC (9) Cl.** ..... **26-02**

(52) **U.S. Cl.** ..... **D26/37; D26/49**

(58) **Field of Classification Search** ..... **D26/37-50;**  
362/157, 158, 171-174, 183-208  
See application file for complete search history.

(56) **References Cited**

**U.S. PATENT DOCUMENTS**

D353,216 S 12/1994 Sharrah et al.

(Continued)

**OTHER PUBLICATIONS**

Hesse et al., U.S. Appl. No. 29/330,253, filed Jan. 2, 2009, entitled  
"Portion of a Flashlight".

(Continued)

*Primary Examiner*—Marcus A Jackson

(74) *Attorney, Agent, or Firm*—Fish & Richardson P.C.

(57) **CLAIM**

The ornamental design for a portion of a flashlight, as shown  
and described.

**DESCRIPTION**

FIG. 1 is a perspective view of the flashlight as seen from the  
front, top, right side;

FIG. 2 is a perspective view of the flashlight of FIG. 1 as seen  
from the rear, top, left side;

FIG. 3 is an enlarged perspective view of a portion of the  
flashlight of FIG. 1 showing parts of the design at a larger  
scale;

FIG. 4. is a cross-sectional view of the flashlight of FIG. 1,  
taken along section 4—4 of FIG. 3;

FIG. 5 is a perspective view of a second embodiment of a  
flashlight as seen from the front, top, right side;

FIG. 6 is a perspective view of the flashlight of FIG. 5 as seen  
from the rear, top, left side; and,

FIG. 7 is an enlarged perspective view of a portion of the  
flashlight of FIG. 5 showing parts of the design at a larger  
scale.

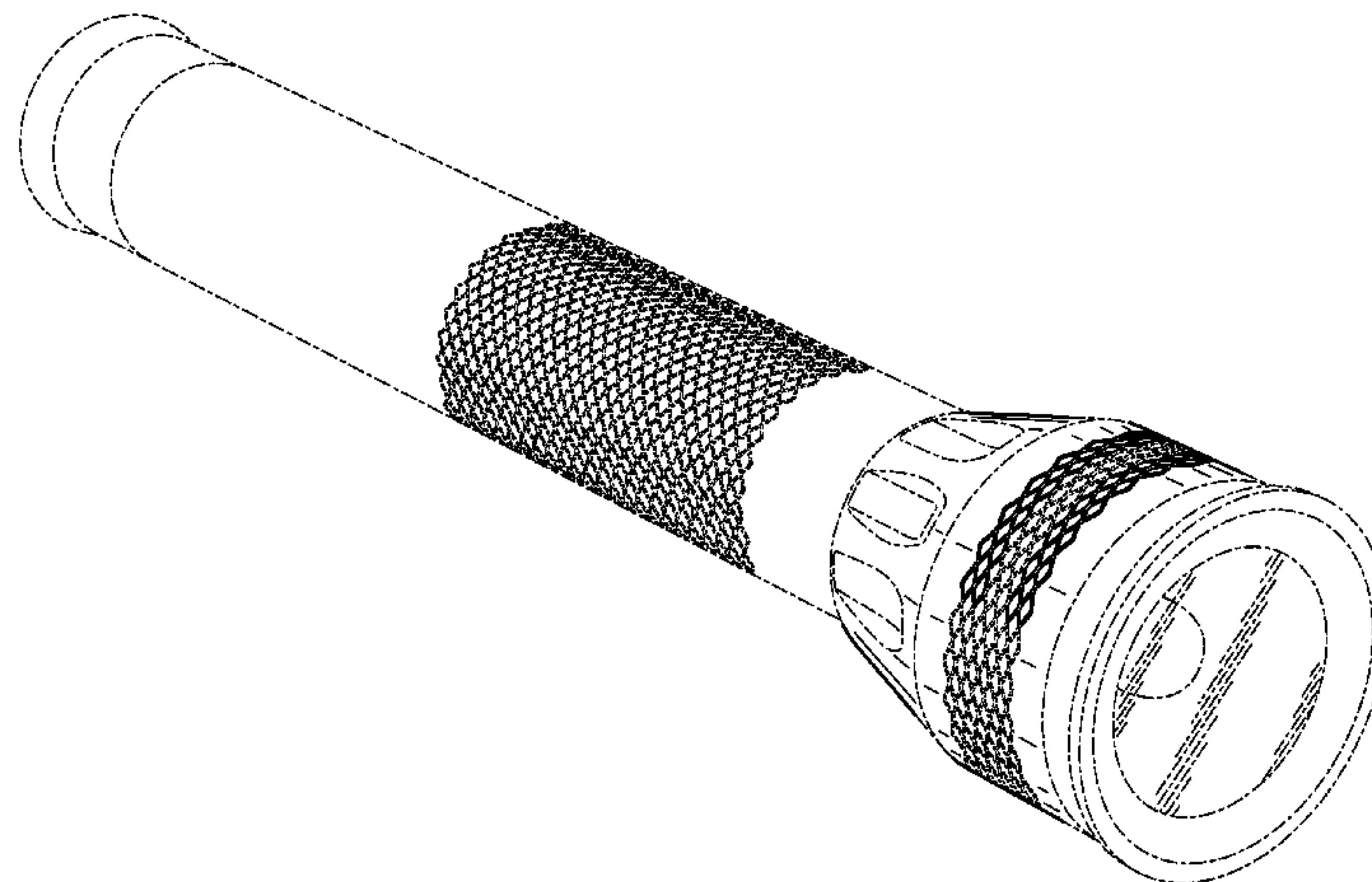
The broken lines which define the bounds of the claimed  
design form no part thereof. The broken lines showing the  
remainder of the flashlight are for illustrative purposes only  
and form no part of the claimed design.

The ornamental features shown in FIG. 4 are present in the  
flashlight of FIG. 5.

In other embodiments, the ornamental features illustrated in  
the Figures extend around the entire circumference of the  
flashlight.

In other embodiments, the flashlight includes flared front and  
rear end portions shown in broken lines in the Figures, i.e., the  
front and rear end portions defining the flares optionally are  
shown in solid lines.

**1 Claim, 7 Drawing Sheets**



U.S. PATENT DOCUMENTS

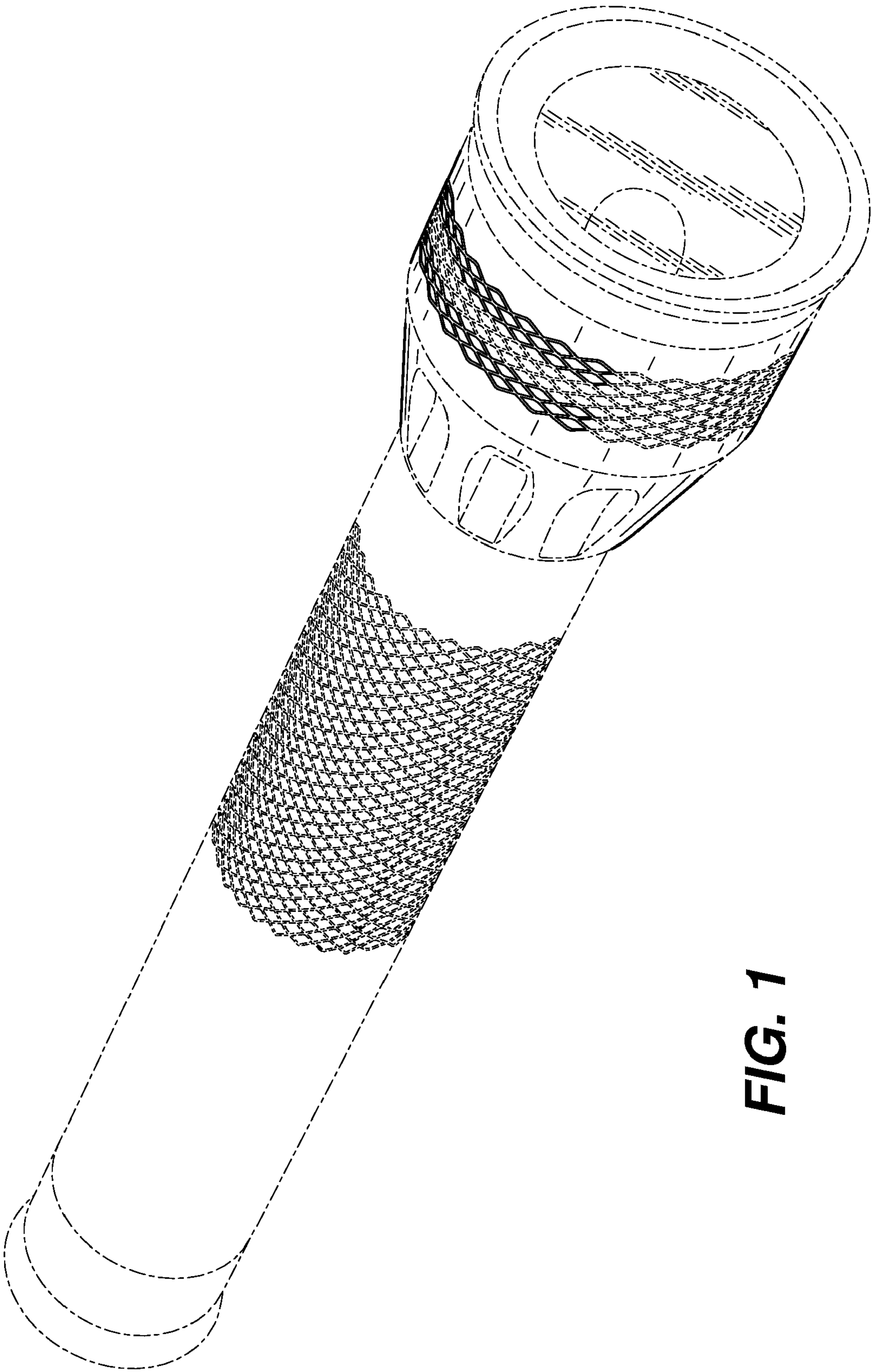
D363,361 S	10/1995	Maglica	
D367,721 S	3/1996	Maglica	
D368,045 S	3/1996	Akers, Sr.	
D479,298 S	9/2003	Parsons	
D491,679 S	6/2004	Lau	
D500,566 S	1/2005	Hu	
D502,275 S	2/2005	Saunders	
D513,642 S	1/2006	Zhang	
D544,621 S	6/2007	Kim	
D548,861 S	* 8/2007	Chapman	..... D26/37
D549,369 S	8/2007	DeBrunner	
D551,366 S	9/2007	Galli	

D574,982 S	* 8/2008	Lau	..... D26/37
D574,984 S	8/2008	Hesse et al.	
D579,594 S	* 10/2008	Hesse et al.	..... D26/37

OTHER PUBLICATIONS

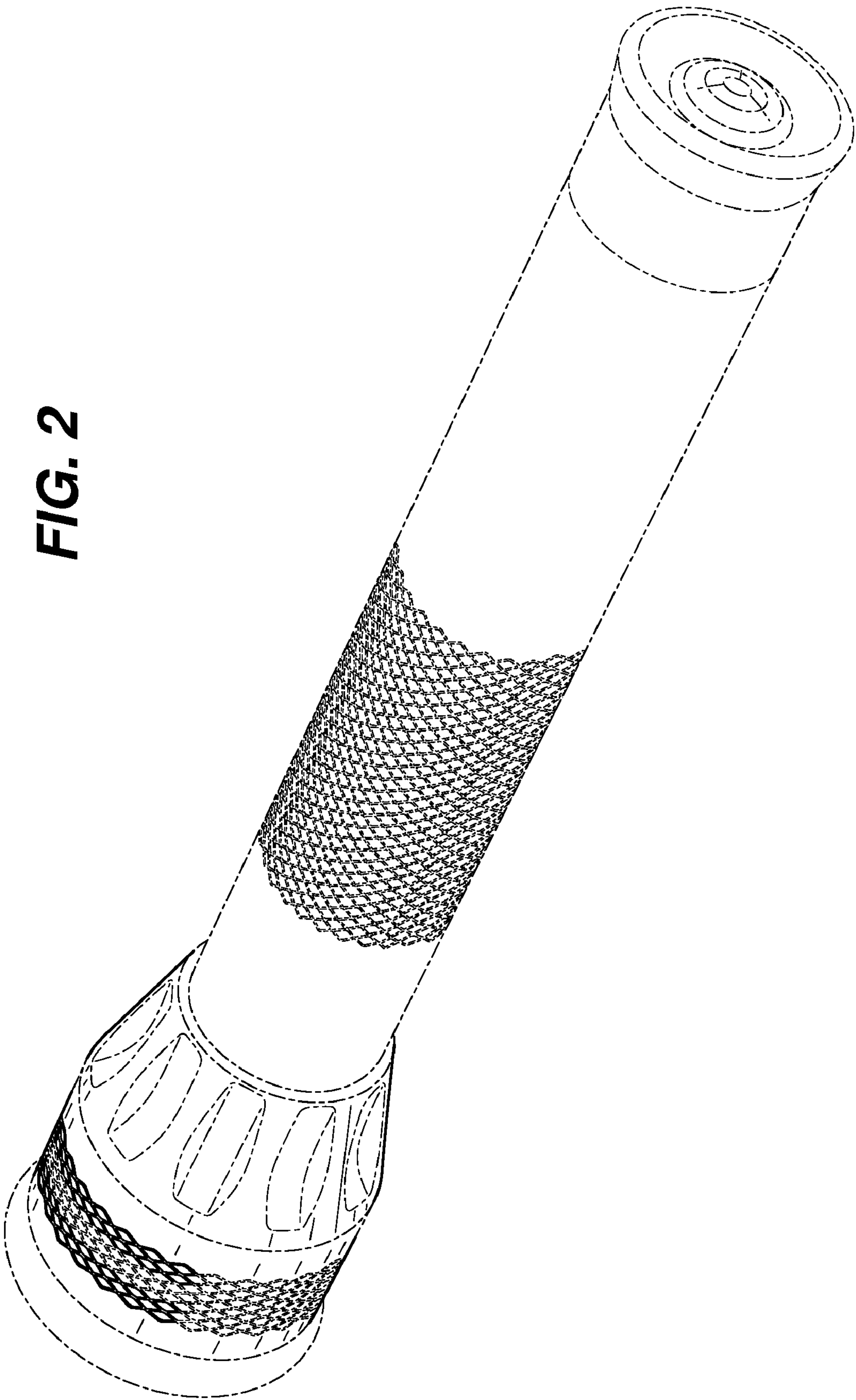
Hesse et al., U.S. Appl. No. 29/324,659, filed Sep. 17, 2008, entitled “Portion of a Flashlight”.  
Hesse et al., U.S. Appl. No. 29/313,049, filed Dec. 3, 2008, entitled “Flashlight”.  
Hesse et al., U.S. Appl. No. 29/292,537, filed Oct. 16, 2007, entitled “Flashlight”.

\* cited by examiner



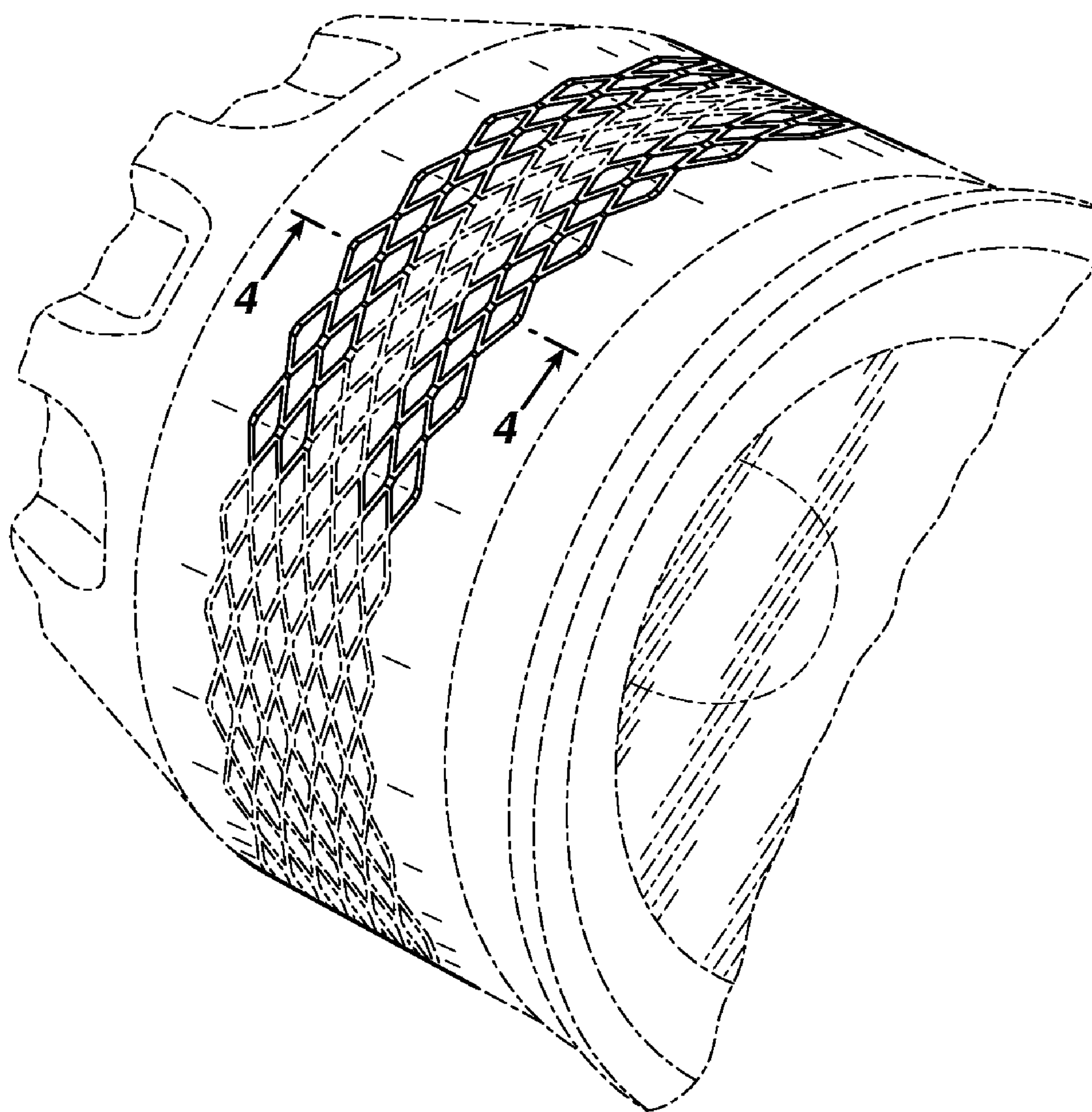
**FIG. 1**



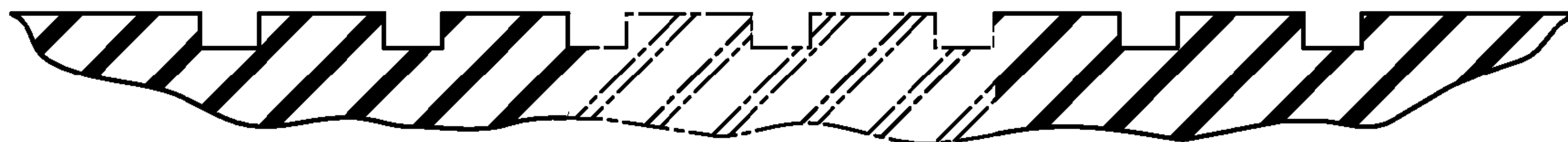


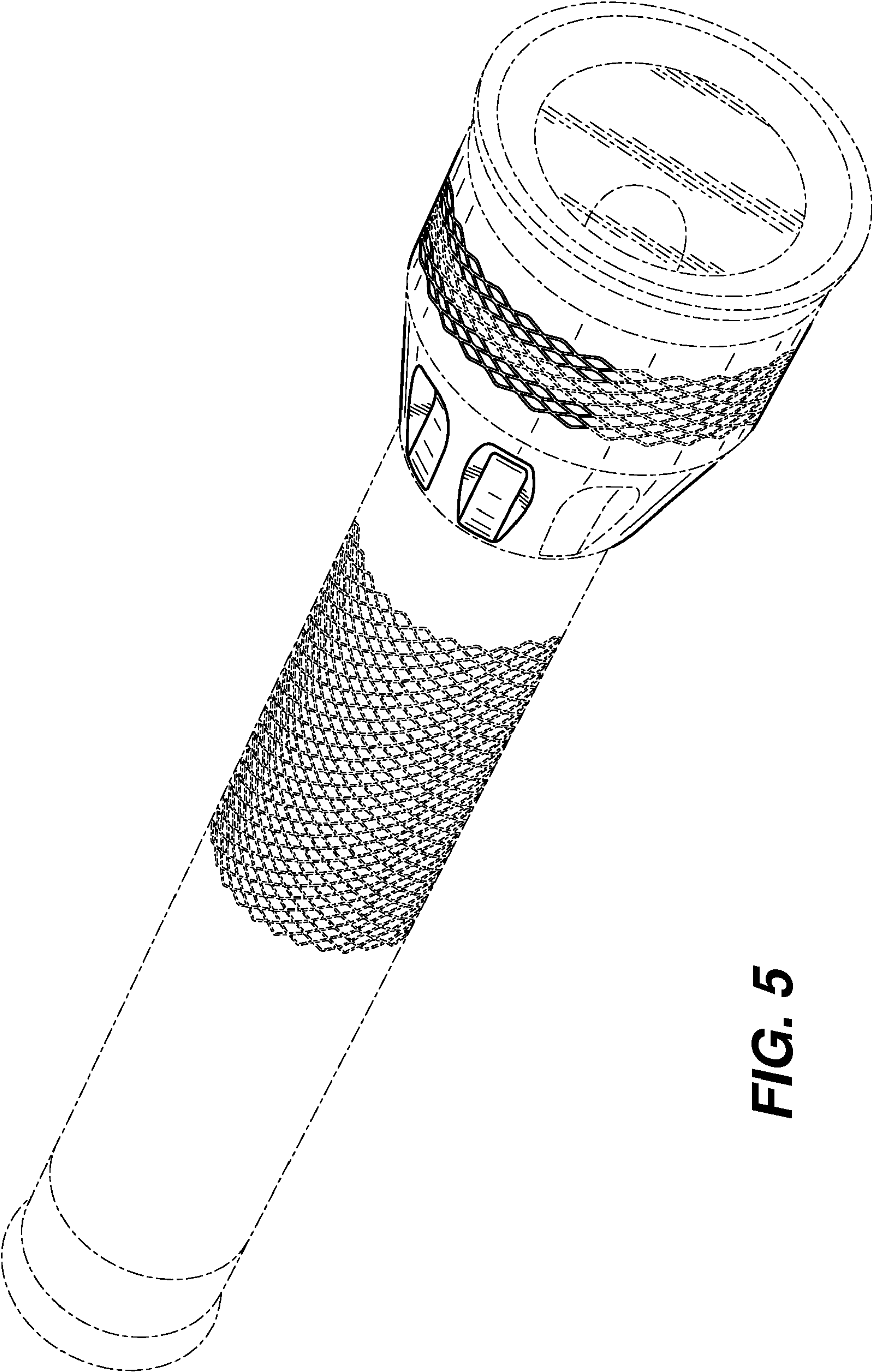
**FIG. 2**

**FIG. 3**



***FIG. 4***

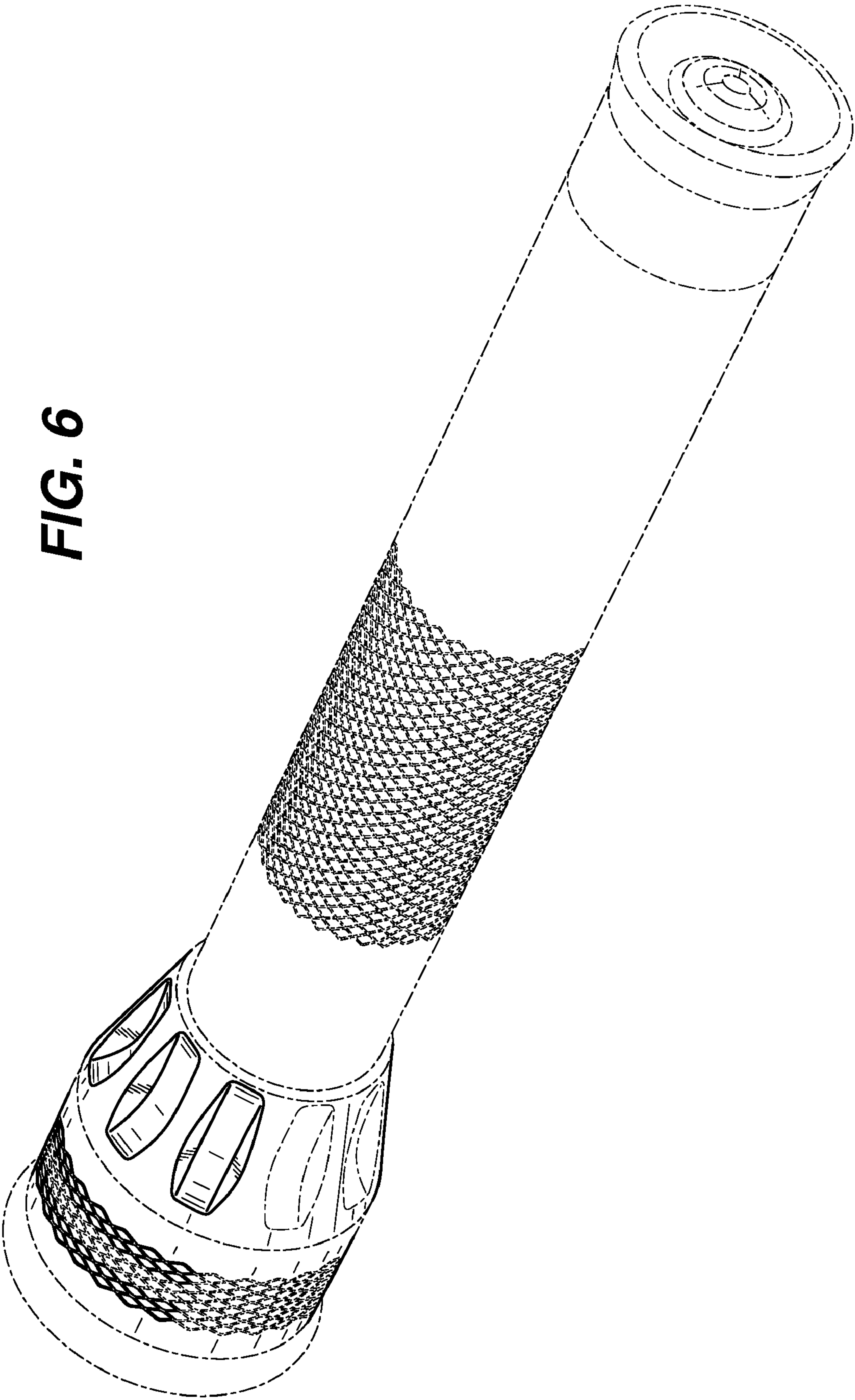




**FIG. 5**



FIG. 6





**FIG. 7**

