



US00D608007S

(12) **United States Design Patent**  
**Arbesman et al.**

(10) **Patent No.:** **US D608,007 S**  
(45) **Date of Patent:** **\*\* Jan. 12, 2010**

(54) **ADHESIVE CARPAL TUNNEL BRACE**

(76) Inventors: **Ray Arbesman**, 42 Burton Road,  
Toronto, ON (CA) M5P 1V2; **Kevin**  
**Jardine**, 505 Eglinton Avenue West,  
Suite 302, Toronto, ON (CA) M5N 1B1

(\*\*) Term: **14 Years**

(21) Appl. No.: **29/332,044**

(22) Filed: **Feb. 6, 2009**

(30) **Foreign Application Priority Data**

Aug. 6, 2008 (CA) ..... 127437

(51) **LOC (9) Cl.** ..... **24-04**

(52) **U.S. Cl.** ..... **D24/190**

(58) **Field of Classification Search** ..... D24/189-192,  
D24/206; D29/100, 101.3, 120.1; D2/627,  
D2/702; 602/1-2, 4-8, 19-20, 26, 41, 54,  
602/60-63, 65; 128/100.1, 876, 892, 894;  
2/24, 162, 455; 219/211, 527, 544, 549  
See application file for complete search history.

(56) **References Cited**

**U.S. PATENT DOCUMENTS**

D242,955 S \* 1/1977 Arluck ..... D24/190  
4,748,976 A \* 6/1988 Cali ..... 604/289  
4,823,789 A \* 4/1989 Beisang, III ..... 128/207.18  
D307,184 S \* 4/1990 McConnell ..... D24/190  
D355,489 S \* 2/1995 Almond ..... D24/189  
5,409,451 A \* 4/1995 Daneman ..... 602/21  
D365,194 S \* 12/1995 Vargo ..... D2/853  
5,513,658 A \* 5/1996 Goseki ..... 128/882  
5,514,081 A \* 5/1996 Mann ..... 602/20  
D385,356 S \* 10/1997 Fabricant ..... D24/189  
5,711,312 A \* 1/1998 Staudinger ..... 128/845  
D393,073 S \* 3/1998 Downing et al. .... D24/190  
D397,222 S \* 8/1998 Humensky ..... D24/190  
D424,699 S \* 5/2000 Allen ..... D24/189  
D446,913 S \* 8/2001 Holden ..... D2/916  
D448,850 S \* 10/2001 Fabricant ..... D24/189

D452,325 S \* 12/2001 Henderson ..... D24/190  
D454,956 S \* 3/2002 Visintainer ..... D24/189  
D455,002 S \* 4/2002 Holden ..... D2/916  
D468,019 S \* 12/2002 Slautterback ..... D24/190  
D473,947 S \* 4/2003 Jacobson ..... D24/189  
D480,811 S \* 10/2003 Horhota et al. .... D24/189  
D481,131 S \* 10/2003 Saim et al. .... D24/189  
D484,985 S \* 1/2004 Takizawa et al. .... D24/206  
D492,411 S \* 6/2004 Bierman ..... D24/128  
D495,419 S \* 8/2004 Dunshee ..... D24/189

(Continued)

**OTHER PUBLICATIONS**

Kenzo Kase, Jim Wallis, and Tsuyoshi Kase, *Clinical Therapeutic Applications of The Kinesio Taping Method*, 2<sup>nd</sup> Edition, 2003, 6 Pages (cover page, p. 4, pp. 111-114).

*Primary Examiner*—T. Chase Nelson  
*Assistant Examiner*—Michelle E Wilson  
(74) *Attorney, Agent, or Firm*—Patterson & Sheridan, LLP


(57) **CLAIM**

An ornamental design for an adhesive carpal tunnel brace, as shown and described.

**DESCRIPTION**

FIG. 1 is a top view of the adhesive carpal tunnel brace showing our new design; and,  
FIG. 2 is a perspective view of the adhesive carpal tunnel brace when in condition for use.  
The broken lines shown in the drawings are for illustrative purposes only and form no part of the claimed invention.

**1 Claim, 2 Drawing Sheets**



# US D608,007 S

Page 2

---

## U.S. PATENT DOCUMENTS

6,887,213	B2 *	5/2005	Smits .....	602/27	D571,923	S *	6/2008	Roberts .....	D24/192
6,929,613	B2 *	8/2005	Henderson et al. ....	602/5	D574,085	S *	7/2008	Lucchetti .....	D24/190
D511,573	S *	11/2005	Mueller et al. ....	D24/189	D575,874	S *	8/2008	Ormsby .....	D24/189
7,004,917	B2 *	2/2006	Henderson et al. ....	602/5	D580,064	S *	11/2008	Lin et al. ....	D24/190
D519,239	S *	4/2006	Katagiri .....	D28/4	D580,555	S *	11/2008	Lin et al. ....	D24/190
D524,946	S *	7/2006	Shaw et al. ....	D24/189	D580,593	S *	11/2008	Huntington .....	D28/4
D527,824	S *	9/2006	Mueller et al. ....	D24/189	2005/0197608	A1 *	9/2005	Taylor et al. ....	602/21
D544,607	S *	6/2007	Henry et al. ....	D24/189	2005/0197609	A1 *	9/2005	Mills .....	602/21
D545,972	S *	7/2007	Wieringa et al. ....	D24/190	2005/0228323	A1 *	10/2005	Tornai .....	602/5
D557,424	S *	12/2007	Knight .....	D24/189	2008/0319360	A1 *	12/2008	Zukowski .....	602/2

\* cited by examiner




FIG. 1

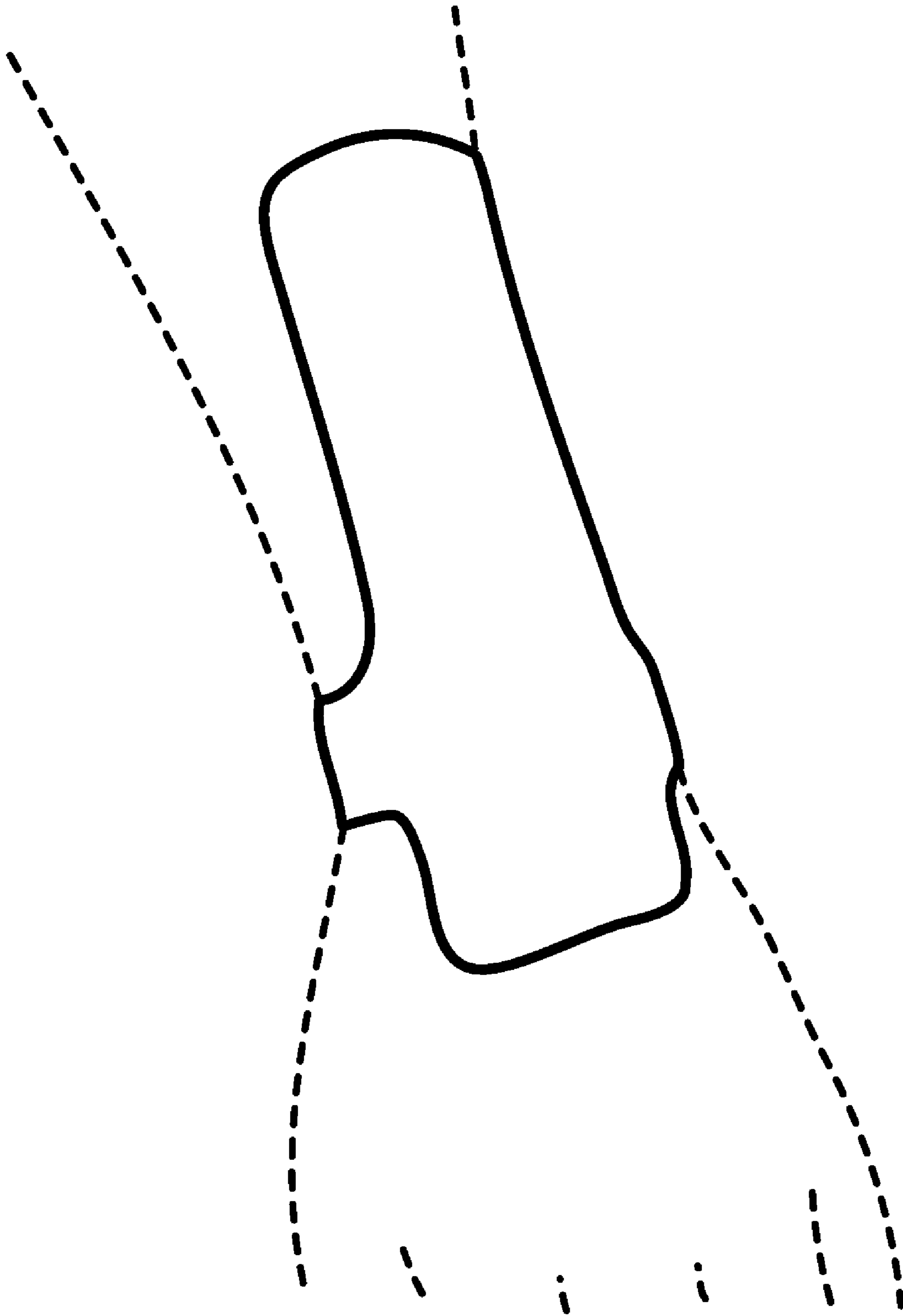


FIG. 2