



US00D608004S

(12) **United States Design Patent**
Crnkovich et al.

(10) **Patent No.:** **US D608,004 S**

(45) **Date of Patent:** **** Jan. 12, 2010**

(54) **DIALYSIS MACHINE STATUS LIGHT HOUSING**

(75) Inventors: **Martin Joseph Crnkovich**, Walnut Creek, CA (US); **Mohsen Reihanifam**, Rancho Sante Fe, CA (US); **Christian Schlaeper**, Concord, CA (US); **Colin Weaver**, Pleasanton, CA (US); **Nelson Sun Au**, Foster City, CA (US); **Joseph J. Molinari**, Redwood City, CA (US)

(73) Assignee: **Fresenius Medical Care Holdings, Inc.**, Waltham, MA (US)

(**) Term: **14 Years**

(21) Appl. No.: **29/284,993**

(22) Filed: **Sep. 19, 2007**

(51) **LOC (9) Cl.** **24-01**

(52) **U.S. Cl.** **D24/169**

(58) **Field of Classification Search** D24/107, D24/127, 128, 164, 165, 169, 185, 186, 231, D24/232; D10/78, 81; D8/307; D14/307, D14/336, 371, 375; 210/252, 321.65, 645, 210/646; 604/28, 29, 65, 131; D19/60

See application file for complete search history.

(56) **References Cited**

U.S. PATENT DOCUMENTS

4,370,983 A 2/1983 Lichtenstein
D356,781 S * 3/1995 Poon D19/60
D373,118 S * 8/1996 Naruki D19/60
D374,919 S * 10/1996 Samuelson D8/307
D387,040 S * 12/1997 Iino D14/375

D395,085 S * 6/1998 Kenley et al. D24/169
D396,289 S * 7/1998 McGugan D24/169
D396,452 S * 7/1998 Naruki D14/424
D422,695 S * 4/2000 van Engelen et al. D24/107
D518,047 S * 3/2006 Gobrogge et al. D14/375
D554,265 S * 10/2007 Banryu D24/186
2005/0230292 A1 10/2005 Beden et al.

* cited by examiner

Primary Examiner—T. Chase Nelson

Assistant Examiner—Anhdao Doan

(74) *Attorney, Agent, or Firm*—Fish & Richardson P.C.

(57) **CLAIM**

The ornamental design for a dialysis machine status light housing, as shown and described.

DESCRIPTION

FIG. 1 is a front perspective view of a dialysis machine status light housing of the design.

FIG. 2 is a front view of the dialysis machine status light housing of the design of FIG. 1.

FIG. 3 is a rear view of the dialysis machine status light housing of the design of FIG. 1.

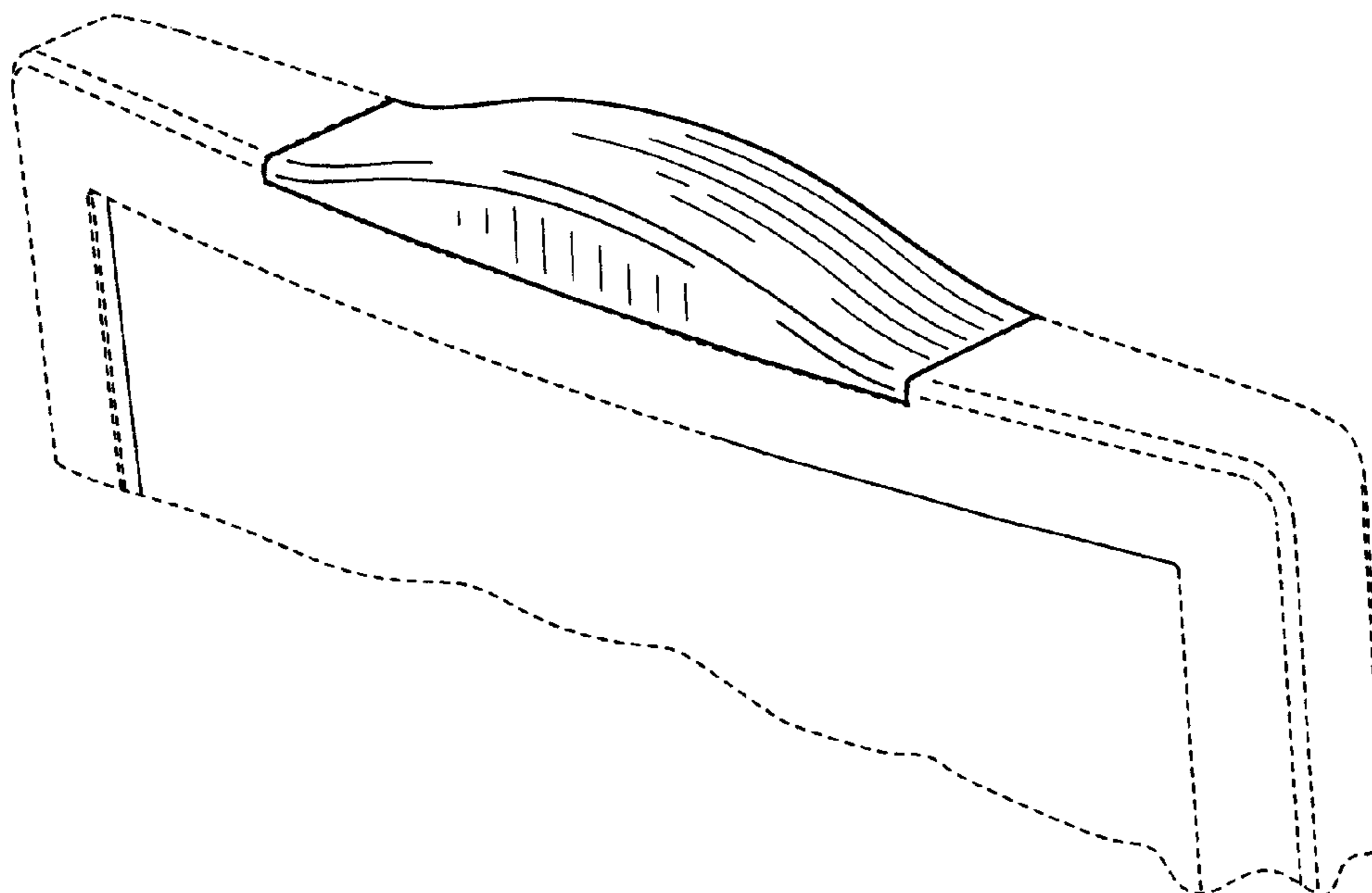
FIG. 4 is a first side view of the dialysis machine status light housing of the design of FIG. 1.

FIG. 5 is an opposite, second side view of the dialysis machine status light housing of the design of FIG. 1; and,

FIG. 6 is a top view of the dialysis machine status light housing of the design of FIG. 1.

Broken lines which represent the environment in which the claimed design is associated form no part thereof.

1 Claim, 2 Drawing Sheets



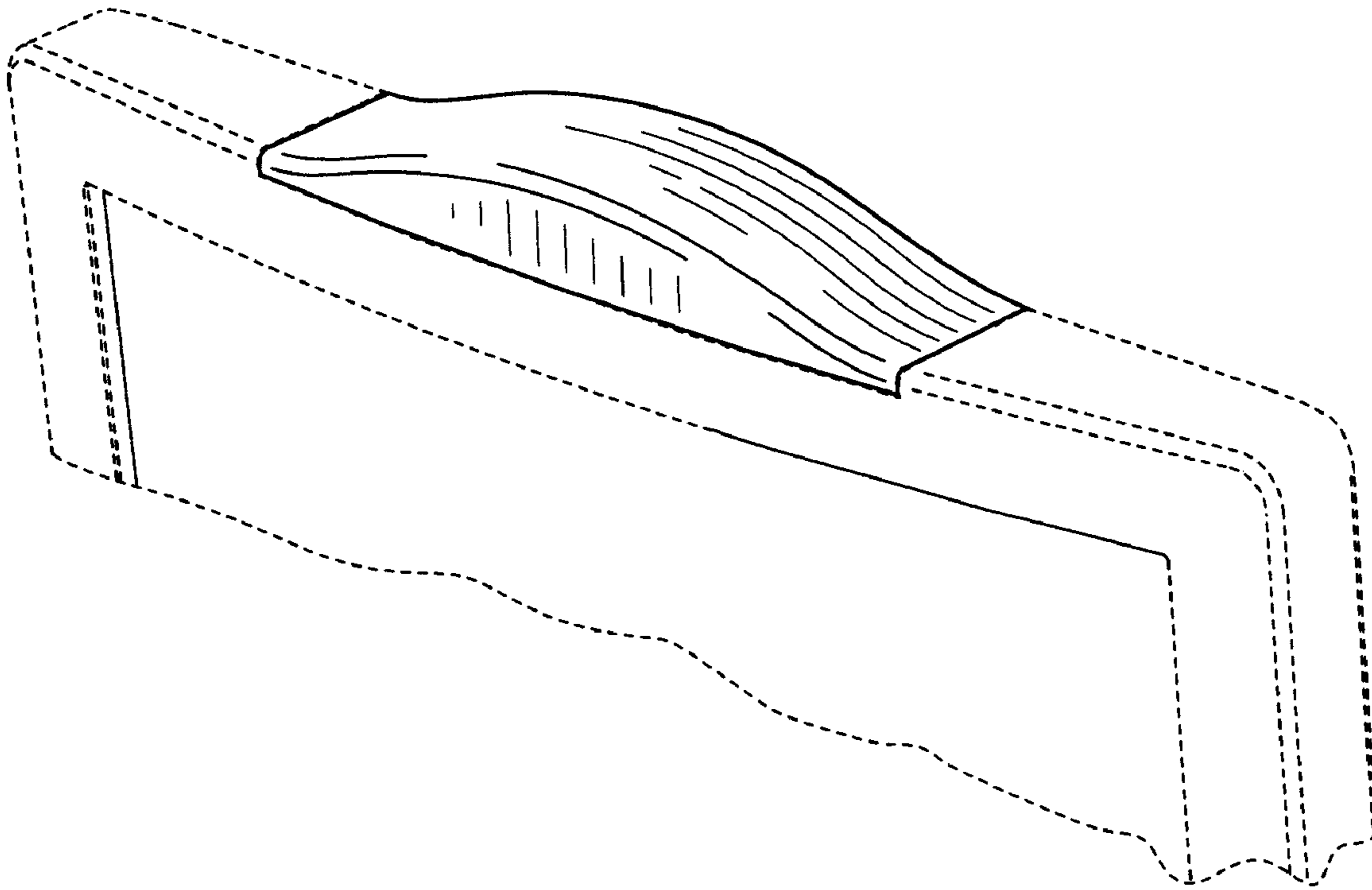


FIG. 1

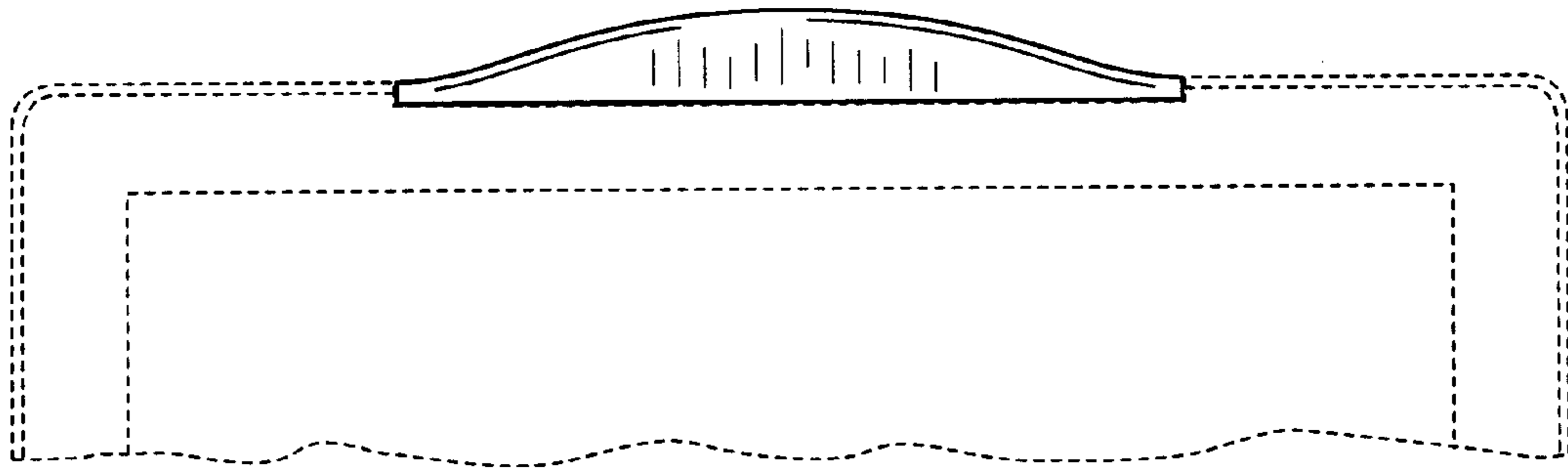


FIG. 2

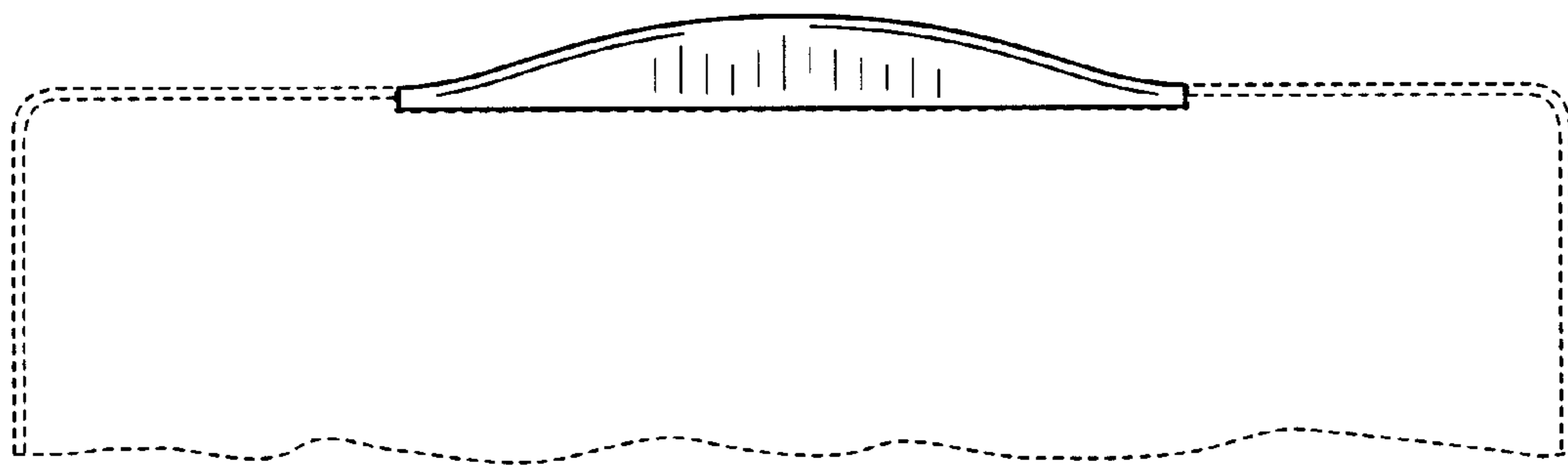


FIG. 3




FIG. 4



FIG. 5

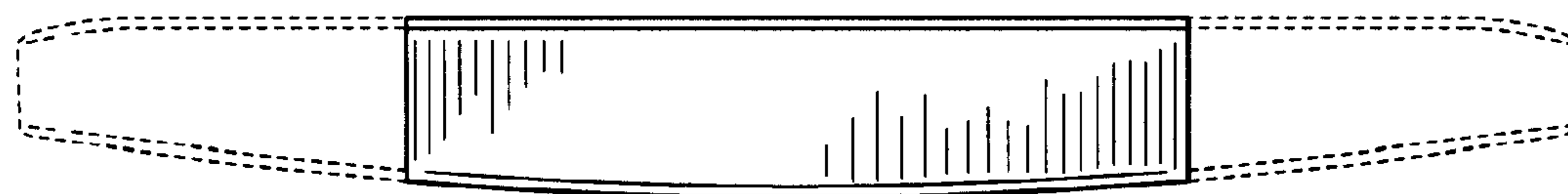


FIG. 6