



US00D608001S

(12) **United States Design Patent**
Reardon et al.

(10) **Patent No.:** **US D608,001 S**
(45) **Date of Patent:** **** Jan. 12, 2010**

(54) **SURGICAL IMPLANT INSERTER**

(76) Inventors: **Joshua J. Reardon**, 6349 Woodmere Dr., Tuscaloosa, AL (US) 35405; **Harry E. Lee, Jr.**, 632 Mountain Laurel Ct., Birmingham, AL (US) 35244

(**) Term: **14 Years**

(21) Appl. No.: **29/329,118**

(22) Filed: **Dec. 9, 2008**

(51) **LOC (9) Cl.** **24-02**

(52) **U.S. Cl.** **D24/133; D24/147**

(58) **Field of Classification Search** D24/133, D24/146-147, 135, 140, 155; 606/167, 170, 606/80, 86 R, 62, 99, 104, 87, 60, 96, 105, 606/153, 914; D8/47, 70, 75
See application file for complete search history.

(56) **References Cited**

U.S. PATENT DOCUMENTS

4,501,269	A	2/1985	Bagby	
4,581,962	A	4/1986	Marbourg	
5,015,247	A	5/1991	Michelson	
5,306,307	A	4/1994	Senter et al.	
5,484,437	A	1/1996	Michelson	
5,489,307	A	2/1996	Kuslich et al.	
5,593,409	A	1/1997	Michelson	
5,700,291	A *	12/1997	Kuslich et al.	606/96
5,741,253	A	4/1998	Michelson	
5,741,261	A	4/1998	Moskovitz et al.	
5,860,973	A	1/1999	Michelson	
5,928,242	A *	7/1999	Kuslich et al.	606/96
5,947,971	A *	9/1999	Kuslich et al.	606/80
5,954,635	A	9/1999	Foley et al.	
6,042,582	A	3/2000	Ray	
6,080,155	A	6/2000	Michelson	
6,210,412	B1	4/2001	Michelson	
6,371,988	B1	4/2002	Pafford et al.	
6,485,518	B1	11/2002	Cornwall et al.	
6,520,907	B1	2/2003	Foley et al.	
6,540,747	B1	4/2003	Marino	
6,562,046	B2	5/2003	Sasso	

6,579,319	B2	6/2003	Goble et al.	
D497,990	S *	11/2004	Jutila	D24/114
6,902,578	B1	6/2005	Anderson et al.	
6,923,810	B1	8/2005	Michelson	
6,923,811	B1	8/2005	Carl et al.	
6,942,698	B1	9/2005	Jackson	
7,223,269	B2	5/2007	Chappuis	
7,235,082	B2 *	6/2007	Bartish et al.	606/99
D574,495	S	8/2008	Petersen	
D574,957	S	8/2008	Petersen	
D581,538	S	11/2008	Horton	

(Continued)

OTHER PUBLICATIONS

Stein, M. et al, Percutaneous Facet Joint Fusion: Preliminary Experience, J. Vasc. Interv. Radiol., 1993, Jan-Feb., 4 (1) 69-74.

Primary Examiner—Ian Simmons

Assistant Examiner—Wan Laymon

(74) *Attorney, Agent, or Firm*—Kenneth M. Bush; Bush Intellectual Property Law

(57) **CLAIM**

We claim the ornamental design for a surgical implant inserter, as shown and described.

DESCRIPTION

The ornamental design for a surgical instrument for inserting surgical implants.

FIG. 1 is a top perspective view of a surgical implant inserter showing our new design;

FIG. 2 is a bottom perspective view thereof;

FIG. 3 is a right side elevational view thereof;

FIG. 4 is a left side elevational view thereof;

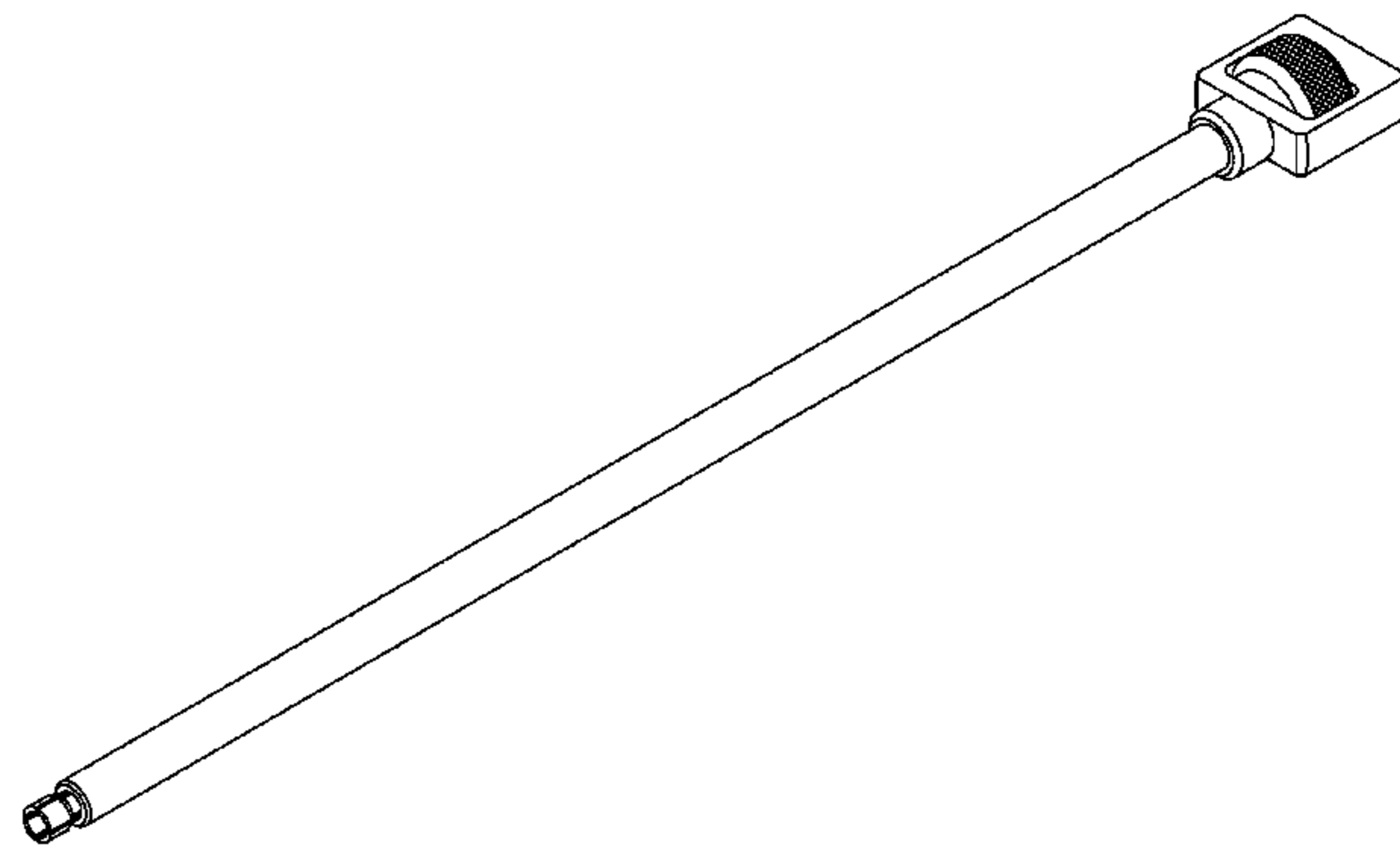
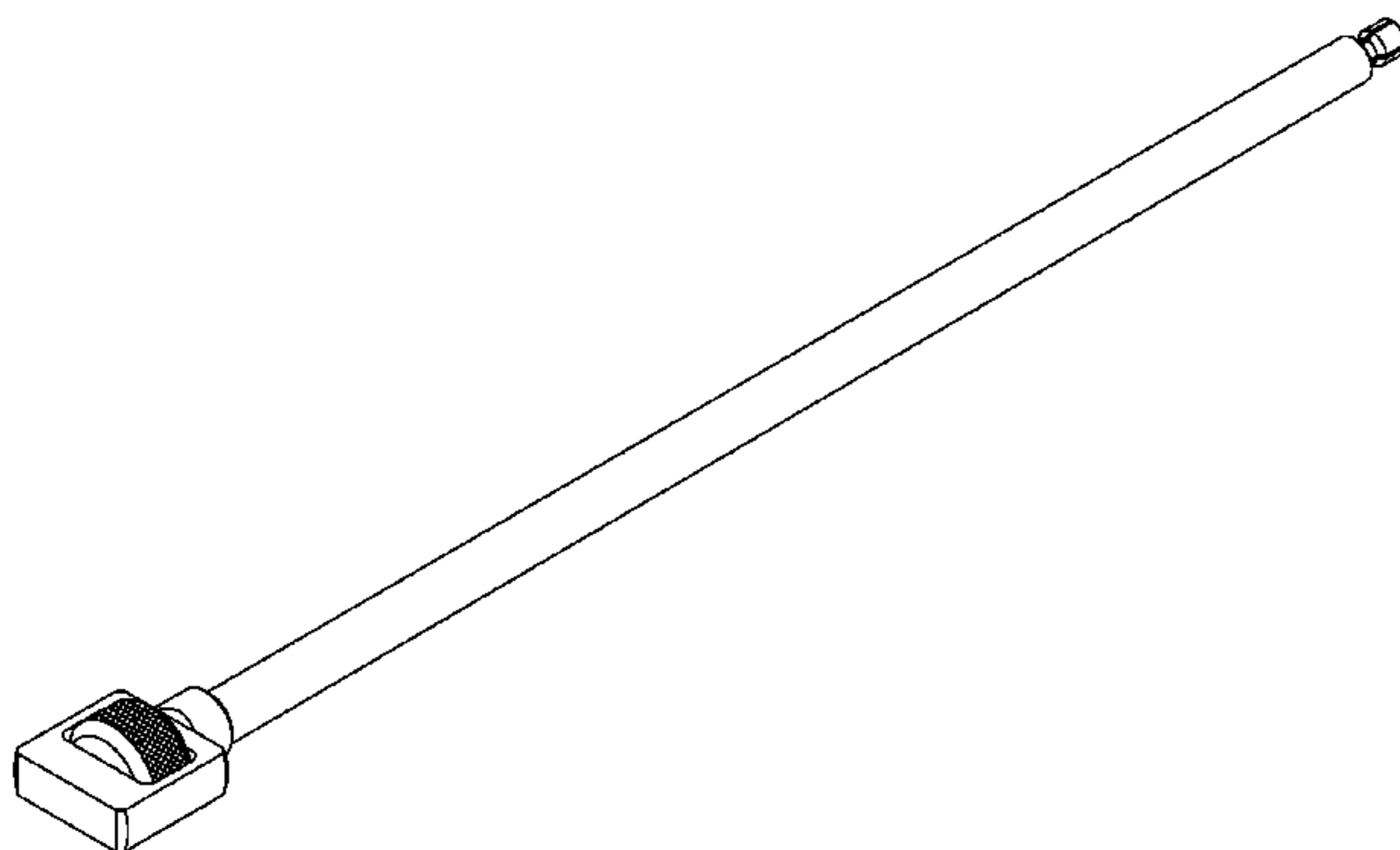
FIG. 5 is a front elevational view thereof;

FIG. 6 is a rear elevational view thereof;

FIG. 7 is a top plan view thereof; and,

FIG. 8 is a bottom plan view thereof.

1 Claim, 2 Drawing Sheets



US D608,001 S

Page 2

U.S. PATENT DOCUMENTS

7,452,369	B2	11/2008	Barry			
D599,015	S *	8/2009	Petersen	D24/133		
D599,479	S *	9/2009	Petersen	D24/133		
D601,251	S *	9/2009	Horton et al.	D24/133		
2004/0087948	A1	5/2004	Suddaby			
2004/0143268	A1	7/2004	Falahee			
2004/0215344	A1	10/2004	Hochschuler et al.			
2005/0015150	A1	1/2005	Lee			
2005/0021037	A1*	1/2005	McCombs et al.	606/79		
2005/0065516	A1	3/2005	Jahng			
2005/0149030	A1	7/2005	Serhan et al.			
2006/0036264	A1	2/2006	Selover et al.			
2006/0064099	A1	3/2006	Pavlov et al.			
2006/0111779	A1	5/2006	Petersen			
2006/0111782	A1	5/2006	Petersen			
2006/0264960	A1*	11/2006	Kuslich et al.	606/86		
2007/0250166	A1	10/2007	McKay			
2007/0276402	A1*	11/2007	Frankel et al.	606/96		
2008/0009879	A1*	1/2008	Faccioli	606/99		
2008/0249481	A1*	10/2008	Crainich et al.	604/264		
2008/0255667	A1	10/2008	Horton			
2009/0131986	A1	5/2009	Lee et al.			

* cited by examiner

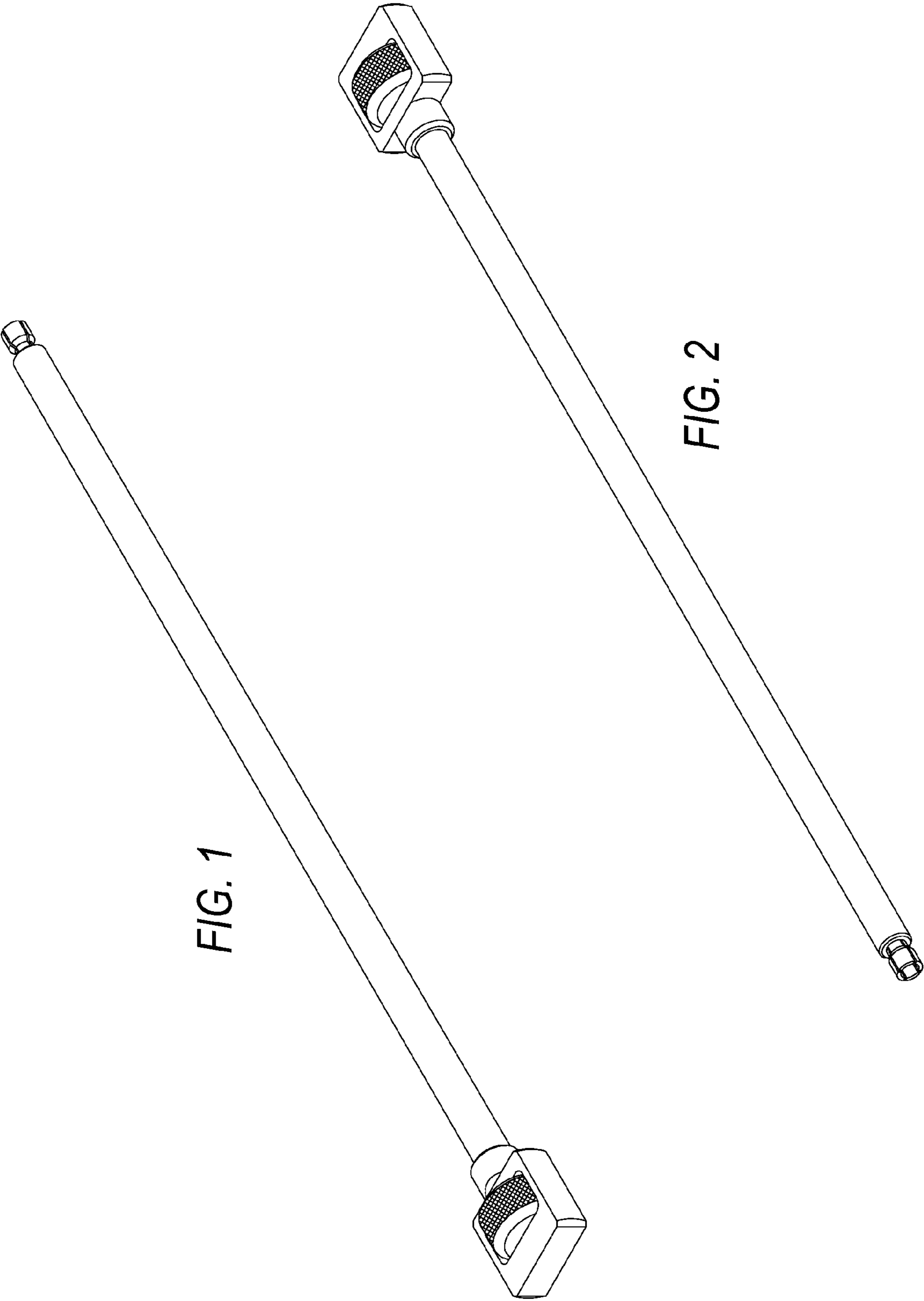


FIG. 1

FIG. 2

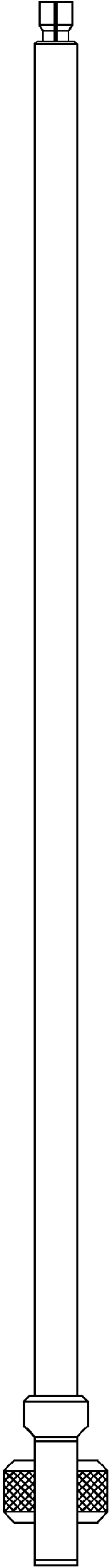


FIG. 3

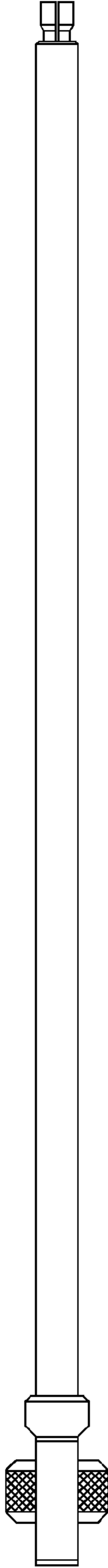


FIG. 4

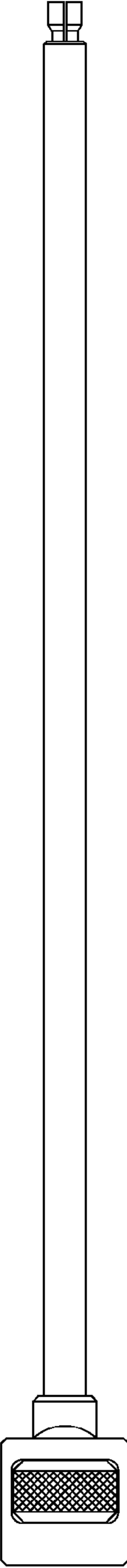


FIG. 5

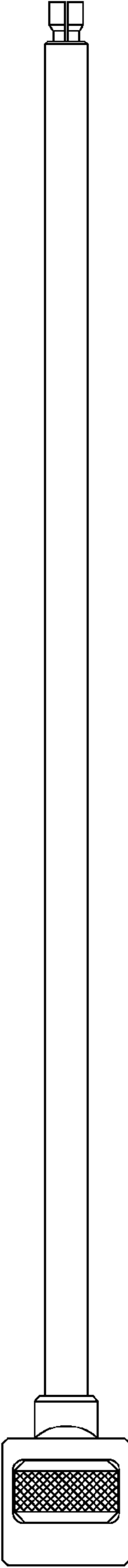


FIG. 6

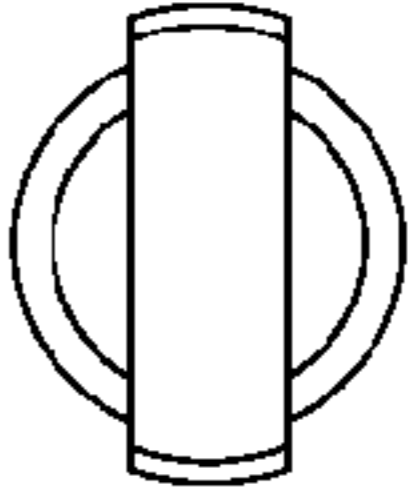


FIG. 7



FIG. 8