



US00D607994S

(12) **United States Design Patent**
Fu et al.

(10) **Patent No.:** **US D607,994 S**
(45) **Date of Patent:** **** Jan. 12, 2010**

(54) **FOREHEAD PAD**

(75) Inventors: **Timothy Tsun-Fai Fu**, Carlingford (AU); **Memduh Guney**, Killara (AU); **Perry David Lithgow**, Glenwood (AU)

(73) Assignee: **ResMed Limited**, Bella Vista (AU)

(**) Term: **14 Years**

(21) Appl. No.: **29/290,341**

(22) Filed: **Nov. 21, 2007**

Related U.S. Application Data

(60) Continuation of application No. 29/232,794, filed on Jun. 24, 2005, now Pat. No. Des. 567,935, which is a continuation of application No. 29/207,546, filed on Jun. 16, 2004, now Pat. No. Des. 545,960, which is a continuation of application No. 29/194,449, filed on Nov. 25, 2003, now Pat. No. Des. 493,522, which is a division of application No. 29/170,558, filed on Nov. 8, 2002, now Pat. No. Des. 486,227.

(51) **LOC (9) Cl.** **29-02**

(52) **U.S. Cl.** **D24/110.1; D24/110.4; D24/110.5**

(58) **Field of Classification Search** D24/110.1, D24/110.4, 110.5; 128/207.11, 206.27, 207.13, 128/205.25, 207.18, 206.25

See application file for complete search history.

(56) **References Cited**

U.S. PATENT DOCUMENTS

D322,318 S	12/1991	Sullivan
D402,755 S	12/1998	Kwok
6,044,844 A	4/2000	Kwok et al.
D428,987 S	8/2000	Kwok
6,119,693 A	9/2000	Kwok et al.
D439,326 S	3/2001	Hecker et al.
D441,860 S	5/2001	Kopacko et al.
D443,355 S	6/2001	Gunaratnam et al.

D458,365 S	6/2002	Kopacko et al.
D468,823 S	1/2003	Smart
6,520,182 B1	2/2003	Gunaratnam
6,532,961 B1	3/2003	Kwok
6,561,190 B1	5/2003	Kwok
6,581,594 B1	6/2003	Drew et al.
6,581,602 B2	6/2003	Kwok et al.

(Continued)

FOREIGN PATENT DOCUMENTS

AT 50770 10/2002

(Continued)

OTHER PUBLICATIONS

Lang et al., U.S. Appl. No. 29/290,110, filed Oct. 23, 2007.

(Continued)

Primary Examiner—Ian Simmons

Assistant Examiner—Christopher Lee

(74) *Attorney, Agent, or Firm*—Nixon & Vanderhye P.C.

(57)

CLAIM

The ornamental appearance for a forehead pad, as shown and described.

DESCRIPTION

FIG. 1 is a rear perspective view of a forehead pad according to our design;

FIG. 2 is a front perspective view thereof;

FIG. 3 is a front view thereof;

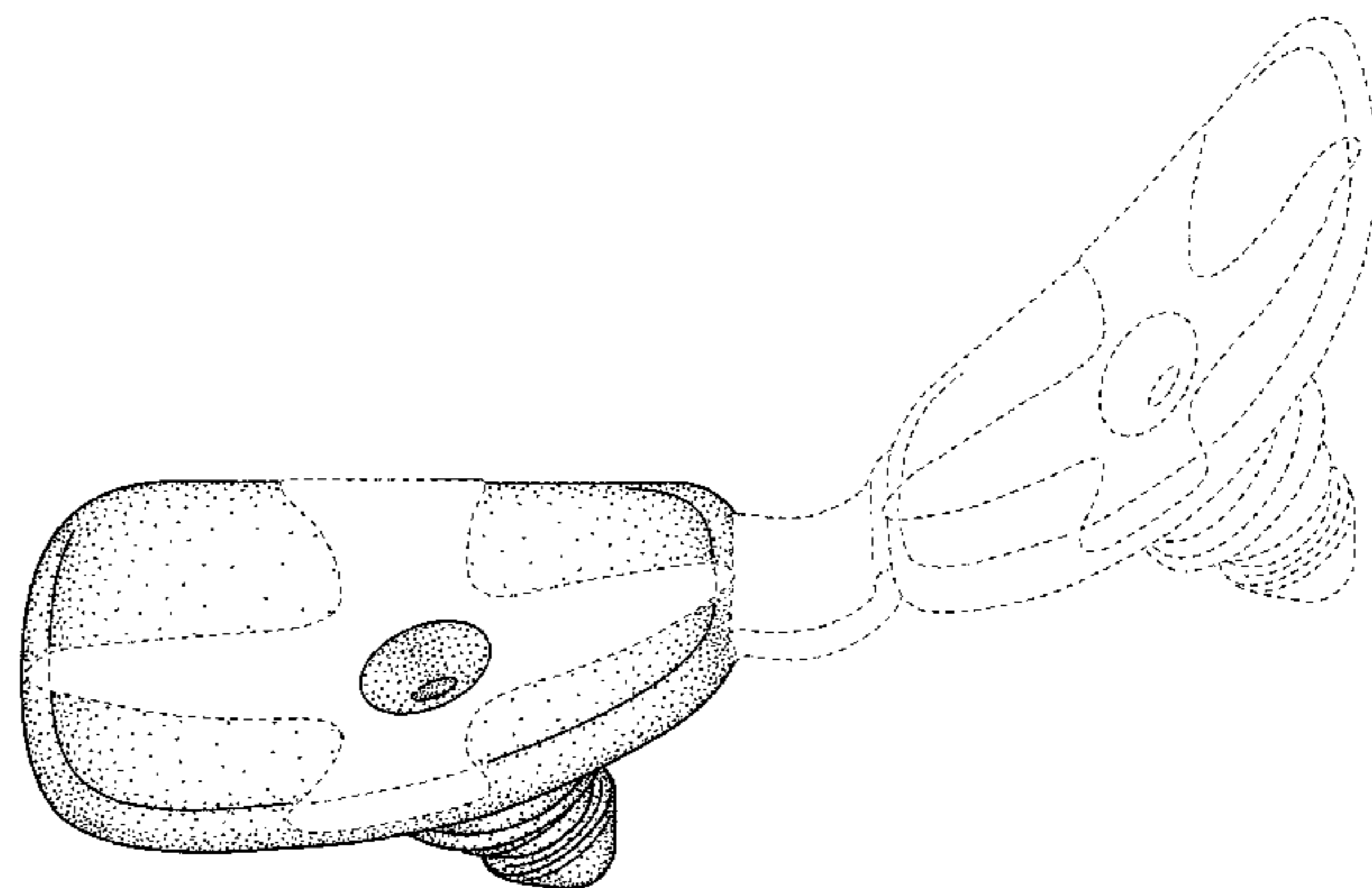
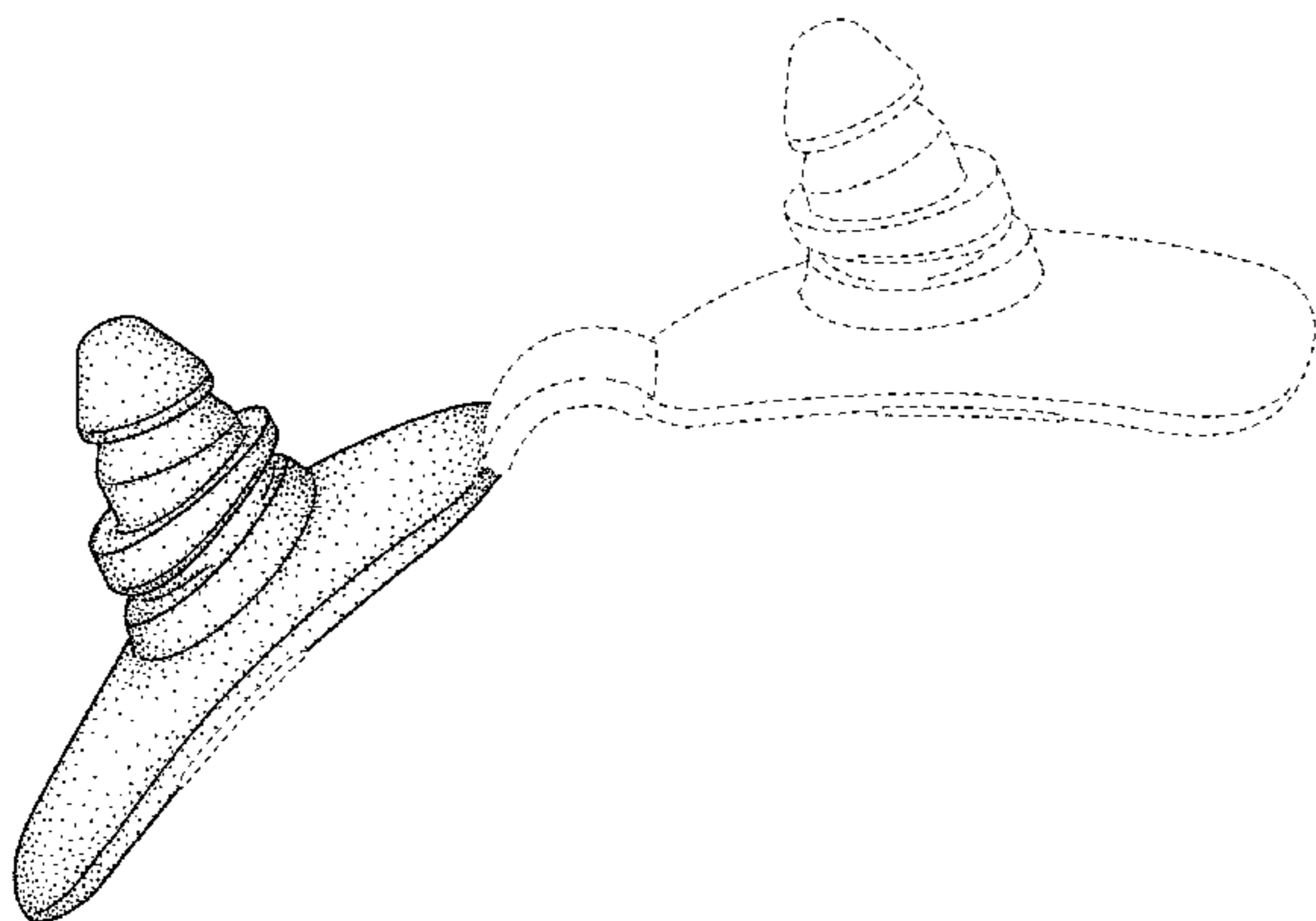
FIG. 4 is a rear view thereof;

FIG. 5 is a right side view thereof; and,

FIG. 6 is a top view thereof.

The broken line showing of the forehead pad is for the purpose of illustrating environmental structure and forms no part of the claimed design.

1 Claim, 6 Drawing Sheets



US D607,994 S

Page 2

U.S. PATENT DOCUMENTS

D484,237 S 12/2003 Lang et al.
6,679,261 B2 1/2004 Lithgow et al.
D486,227 S 2/2004 Fu et al.
D493,522 S 7/2004 Fu et al.
6,823,869 B2 11/2004 Raje et al.
6,832,610 B2 12/2004 Gradon et al.
D502,260 S 2/2005 Lang et al.
6,860,269 B2 3/2005 Kwok et al.
D515,204 S 2/2006 Guney et al.
D515,698 S 2/2006 Lang et al.
7,000,614 B2 2/2006 Lang et al.
7,216,647 B2 5/2007 Lang et al.
D545,960 S 7/2007 Fu et al.
D567,935 S * 4/2008 Fu et al. D24/110.1
2003/0062048 A1 4/2003 Gradon et al.
2003/0075182 A1 4/2003 Heidmann et al.
2003/0089373 A1 5/2003 Gradon et al.
2004/0045550 A1 3/2004 Lang et al.

2004/0094157 A1 5/2004 Dantanarayana et al.
2004/0112387 A1 6/2004 Lang et al.
2004/0118406 A1 6/2004 Lithgow et al.
2004/0255949 A1 12/2004 Lang et al.
2005/0011521 A1 1/2005 Sprinkle et al.
2005/0011522 A1 1/2005 Ho et al.

FOREIGN PATENT DOCUMENTS

DE 10045183 5/2002
WO WO 99/58181 11/1999
WO WO 01/97892 12/2001

OTHER PUBLICATIONS

Lang et al., U.S. Appl. No. 29/239,063, filed Sep. 27, 2005.
Fu et al., Parent U.S. Appl. No. 29/232,794, filed Jun. 24, 2005.
Instruction Manual for Papillon Mask, © MAP Medizin-Technologie GmbH, Mar. 2002, 4 pages.

* cited by examiner

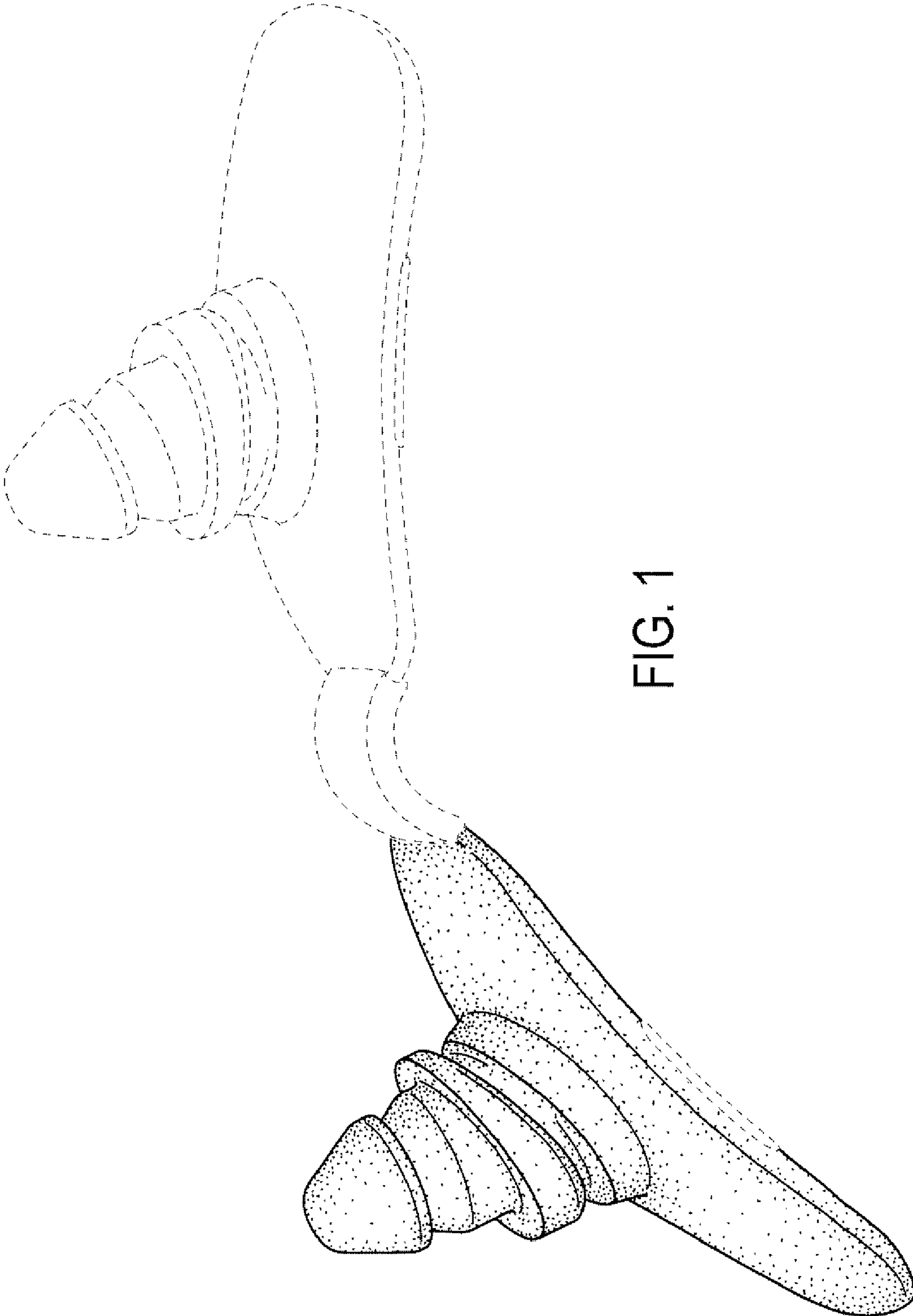


FIG. 1

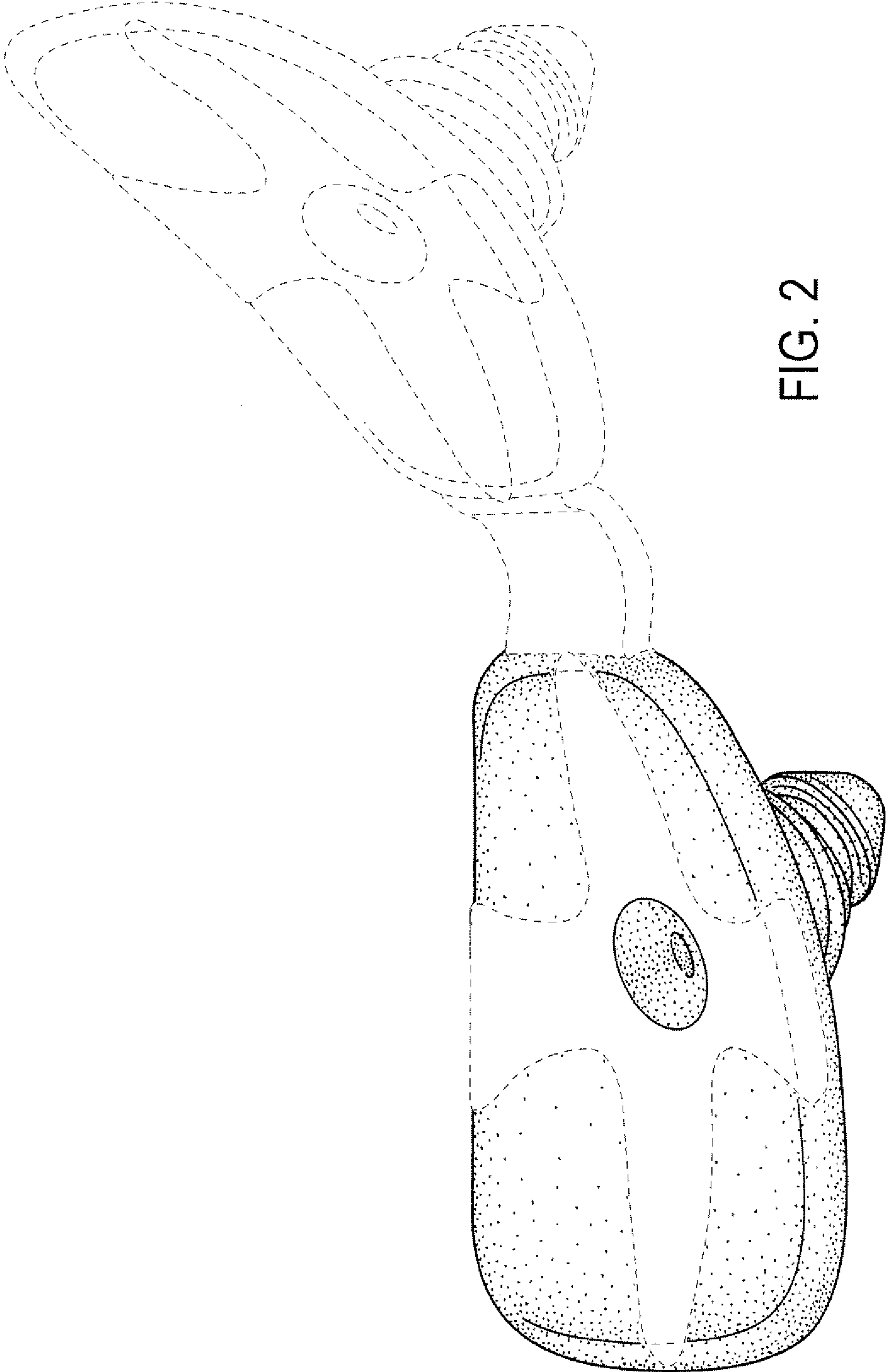


FIG. 2

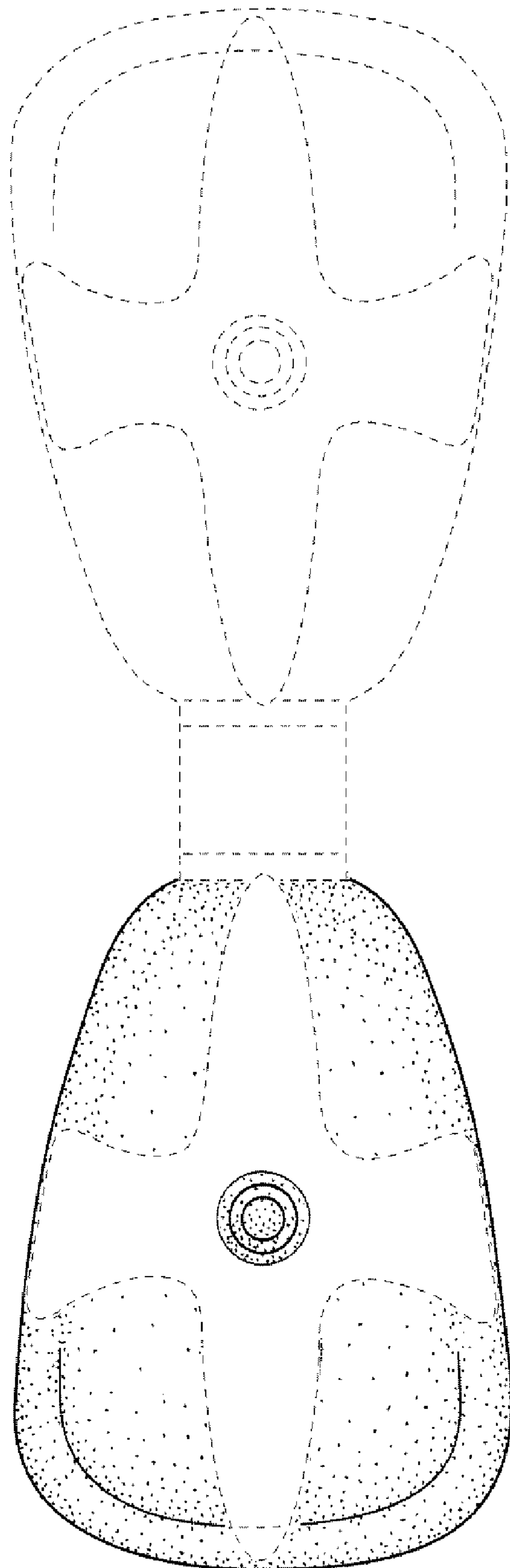


FIG. 3

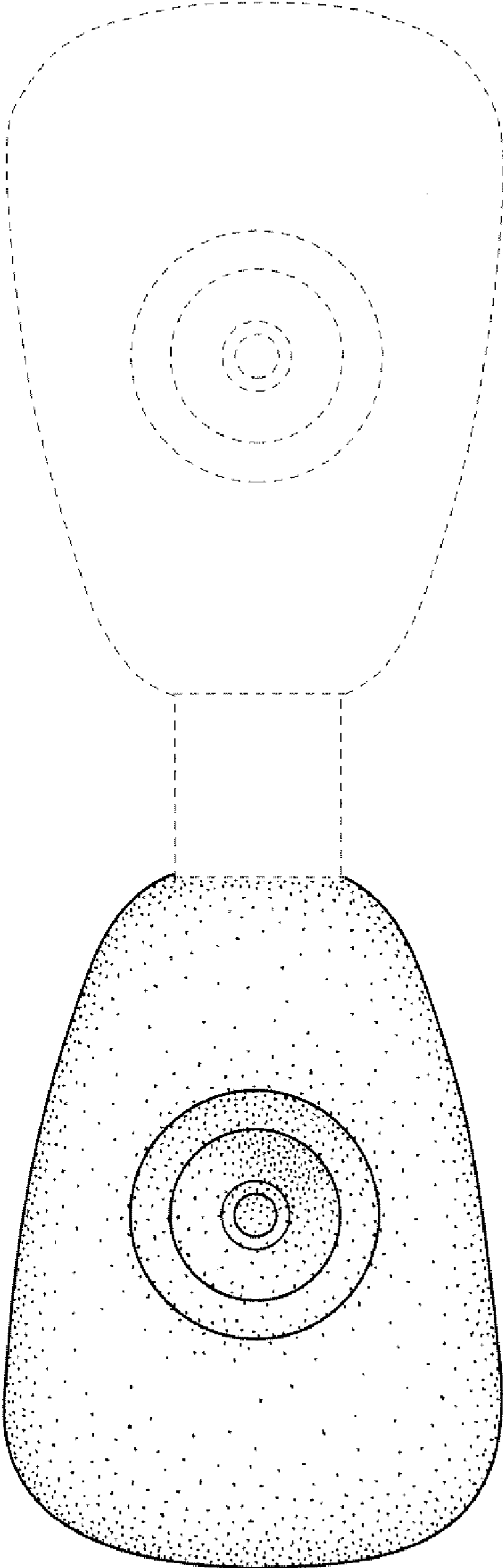


FIG. 4

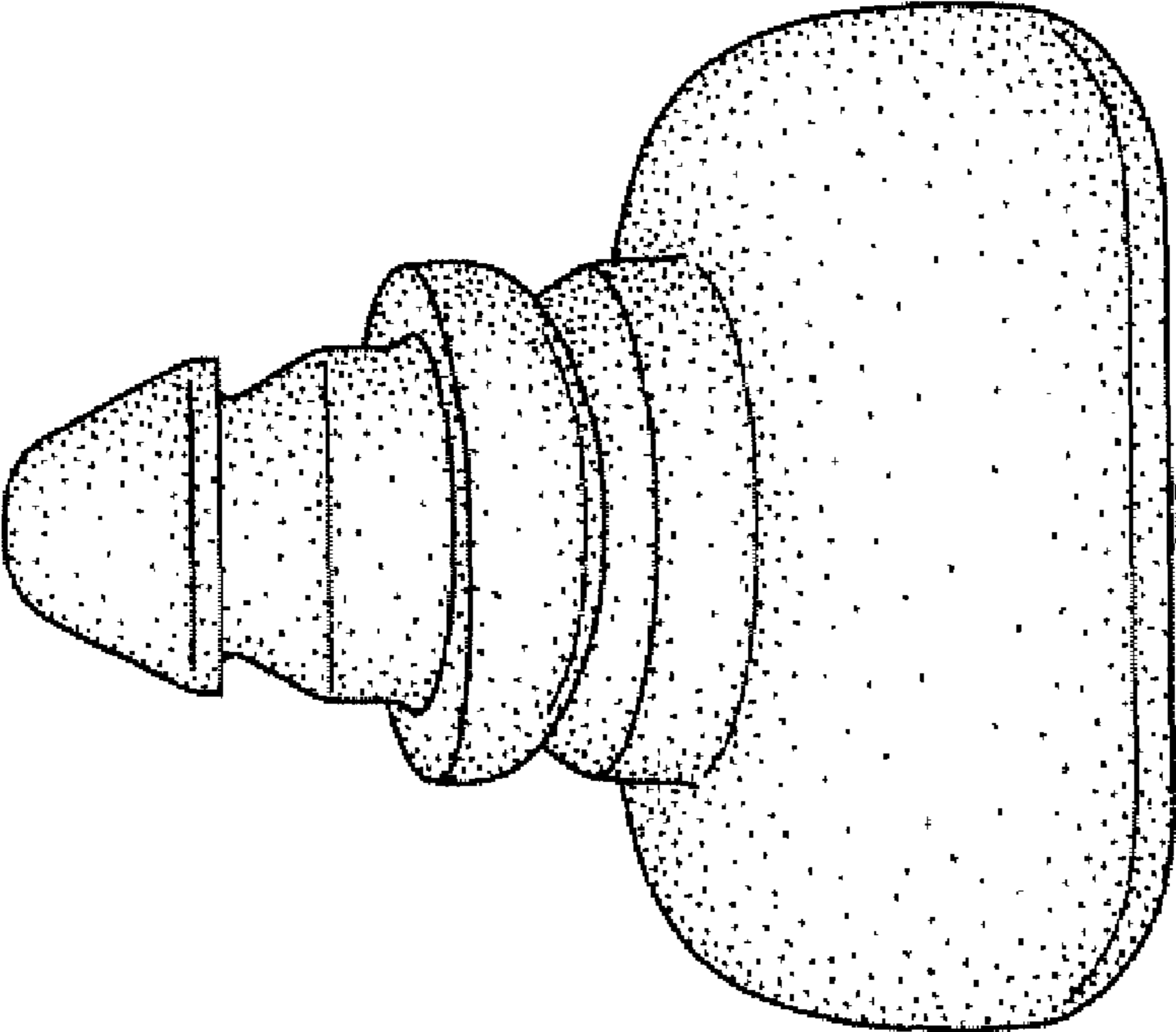


FIG. 5

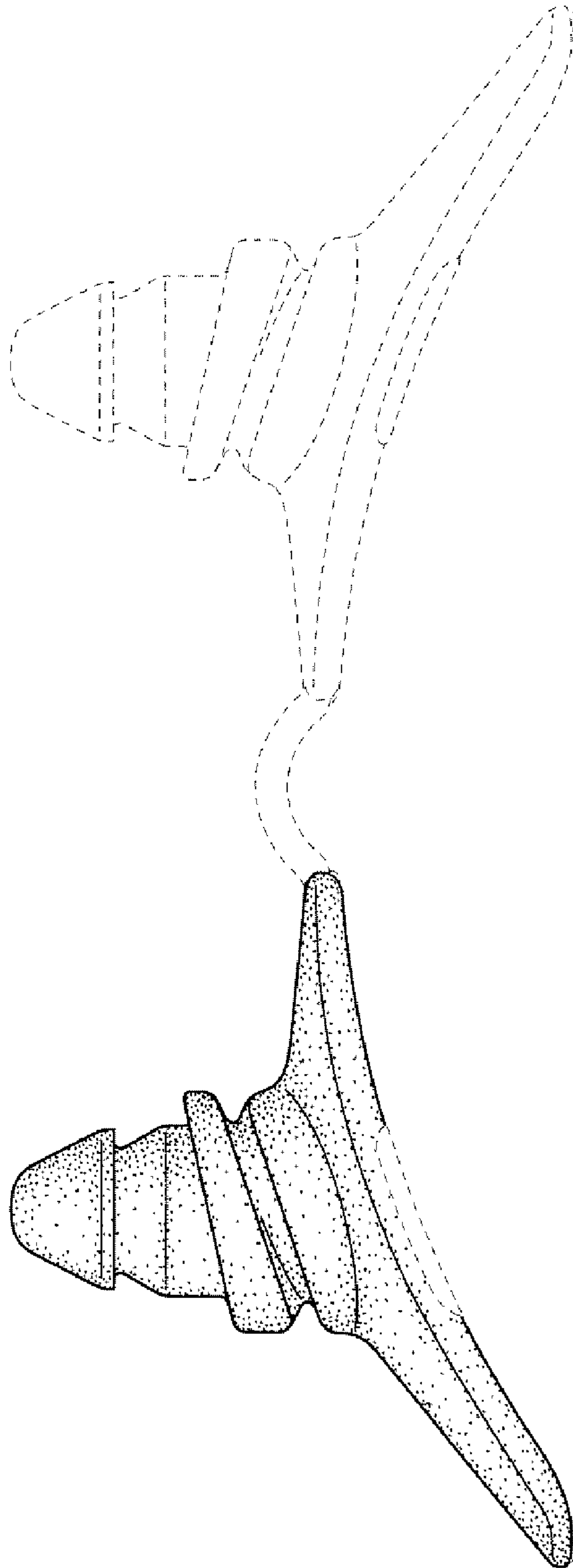


FIG. 6