



US00D607987S

(12) **United States Design Patent**
Paxton et al.

(10) **Patent No.:** **US D607,987 S**
(45) **Date of Patent:** **** Jan. 12, 2010**

(54) **COMBINATION CEILING FAN AND LIGHT
FIXTURE**

(75) Inventors: **Karyl Pierce Paxton**, New Orleans, LA
(US); **Monique Coco McCall**, New
Orleans, LA (US)

(73) Assignee: **Progressive Lighting, Inc.**, Braselton,
GA (US)

(**) Term: **14 Years**

(21) Appl. No.: **29/334,949**

(22) Filed: **Apr. 6, 2009**

(51) **LOC (9) Cl.** **23-04**

(52) **U.S. Cl.** **D23/377**

(58) **Field of Classification Search** D23/377,
D23/379, 385, 411, 413; 416/5; D26/59,
D26/72, 81-86, 88, 51

See application file for complete search history.

(56) **References Cited**

U.S. PATENT DOCUMENTS

D50,160 S *	1/1917	Barrows et al.	D26/84
D297,456 S *	8/1988	Pearce	D23/385
D312,139 S	11/1990	Wang		
D378,404 S *	3/1997	Jaspers-Fayer	D23/377
D392,033 S *	3/1998	Jaspers-Fayer	D23/377
D400,977 S *	11/1998	Davis, Jr.	D23/377
D426,630 S	6/2000	Gajewski		
D426,879 S	6/2000	Gajewski		
D434,490 S *	11/2000	Tsuji et al.	D23/411
6,322,232 B1 *	11/2001	Oliver	362/147
D452,308 S *	12/2001	Lee	D23/411
6,676,375 B2	1/2004	LeBlanc et al.		

D521,627 S *	5/2006	Flores	D23/377
D524,473 S *	7/2006	Burns	D26/59
D526,400 S	8/2006	Hidalgo et al.		
D530,417 S	10/2006	Hidalgo		
D531,299 S	10/2006	Hidalgo		
D531,721 S	11/2006	Hidalgo		
D532,100 S	11/2006	Hidalgo		
D533,653 S	12/2006	Hidalgo		
D538,419 S	3/2007	Hidalgo		
D567,350 S	4/2008	Hidalgo et al.		
D579,097 S *	10/2008	Hidalgo	D23/377
2006/0209532 A1	9/2006	Hardgrave		

* cited by examiner

Primary Examiner—Lisa P Lichtenstein

(74) *Attorney, Agent, or Firm*—Alston & Bird LLP

(57) **CLAIM**

The ornamental design for a combination ceiling fan and light fixture, as shown and described.

DESCRIPTION

FIG. 1 is a perspective view of my combination ceiling fan and light fixture in accordance with my design;


FIG. 2 is a top plan view of the combination ceiling fan and light fixture according to my design;

FIG. 3 is a bottom plan view of the combination ceiling fan and light fixture according to my design;

FIG. 4 is a side elevational view of the combination ceiling fan and light fixture according to my design; and,

FIG. 5 is a side elevational view of the combination ceiling fan and light fixture according to my design, rotated about its central vertical axis 45 degrees.

1 Claim, 5 Drawing Sheets






Fig. 1




Fig. 2




Fig. 3




Fig. 4

