



US00D607970S

(12) **United States Design Patent**  
**Schoenherr et al.**

(10) **Patent No.:** **US D607,970 S**  
(45) **Date of Patent:** **\*\* Jan. 12, 2010**

(54) **SHOWERHEAD**

D564,071 S \* 3/2008 Tsai ..... D23/229  
D587,339 S \* 2/2009 Schoenherr et al. .... D23/213  
D598,520 S \* 8/2009 Flowers et al. .... D23/213

(75) Inventors: **Tom Schoenherr**, Stuttgart (DE); **Sven Feustel**, Stuttgart (DE)

\* cited by examiner

(73) Assignee: **Hansgrohe AG**, Schiltach (DE)

*Primary Examiner*—Robin V Webster

(\*\*) Term: **14 Years**

(74) *Attorney, Agent, or Firm*—Nirav D. Parikh; Edgar A. Zarins

(21) Appl. No.: **29/339,004**

(57) **CLAIM**

(22) Filed: **Jun. 23, 2009**

The ornamental design for a showerhead, as shown and described.

(30) **Foreign Application Priority Data**

**DESCRIPTION**

Jan. 20, 2009 (EM) ..... 001072946-0002

FIG. 1 is a perspective view of a showerhead showing our design;

(51) **LOC (9) Cl.** ..... **23-01**

FIG. 2 is a bottom plan view thereof;

(52) **U.S. Cl.** ..... **D23/213; D23/229**

FIG. 3 is a front elevational view thereof; the rear elevational view being a mirror image thereof; and,

(58) **Field of Classification Search** ..... D23/213,  
D23/229–230, 223; 239/461–462, 282–283;  
4/615

FIG. 4 is a left side elevational view thereof; the right side elevational view being a mirror image thereof.

See application file for complete search history.

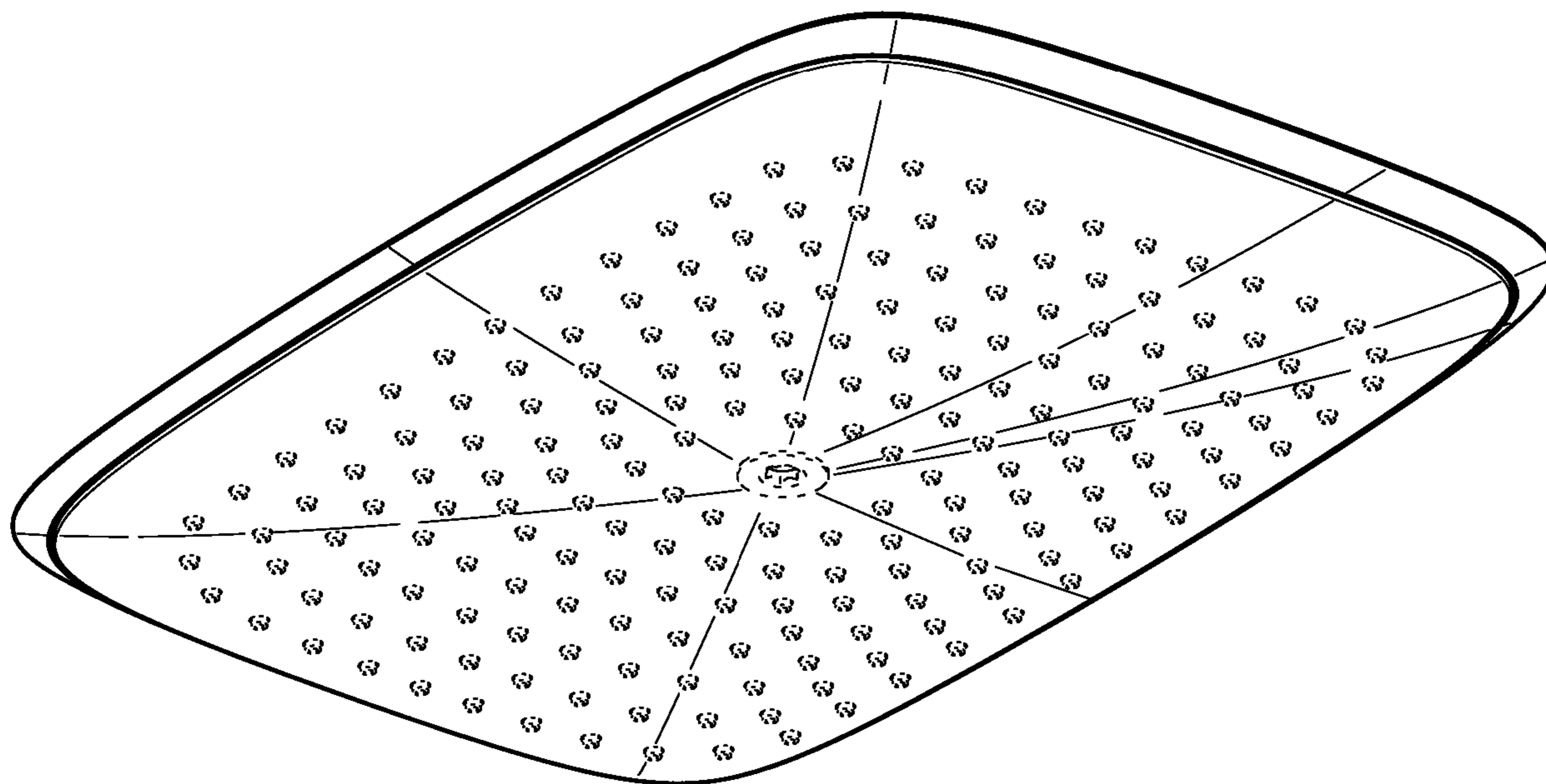
The broken lines in the drawings represent unclaimed portions of the design and form no part thereof.

(56) **References Cited**

**U.S. PATENT DOCUMENTS**

D564,070 S \* 3/2008 Tsai ..... D23/229

**1 Claim, 4 Drawing Sheets**



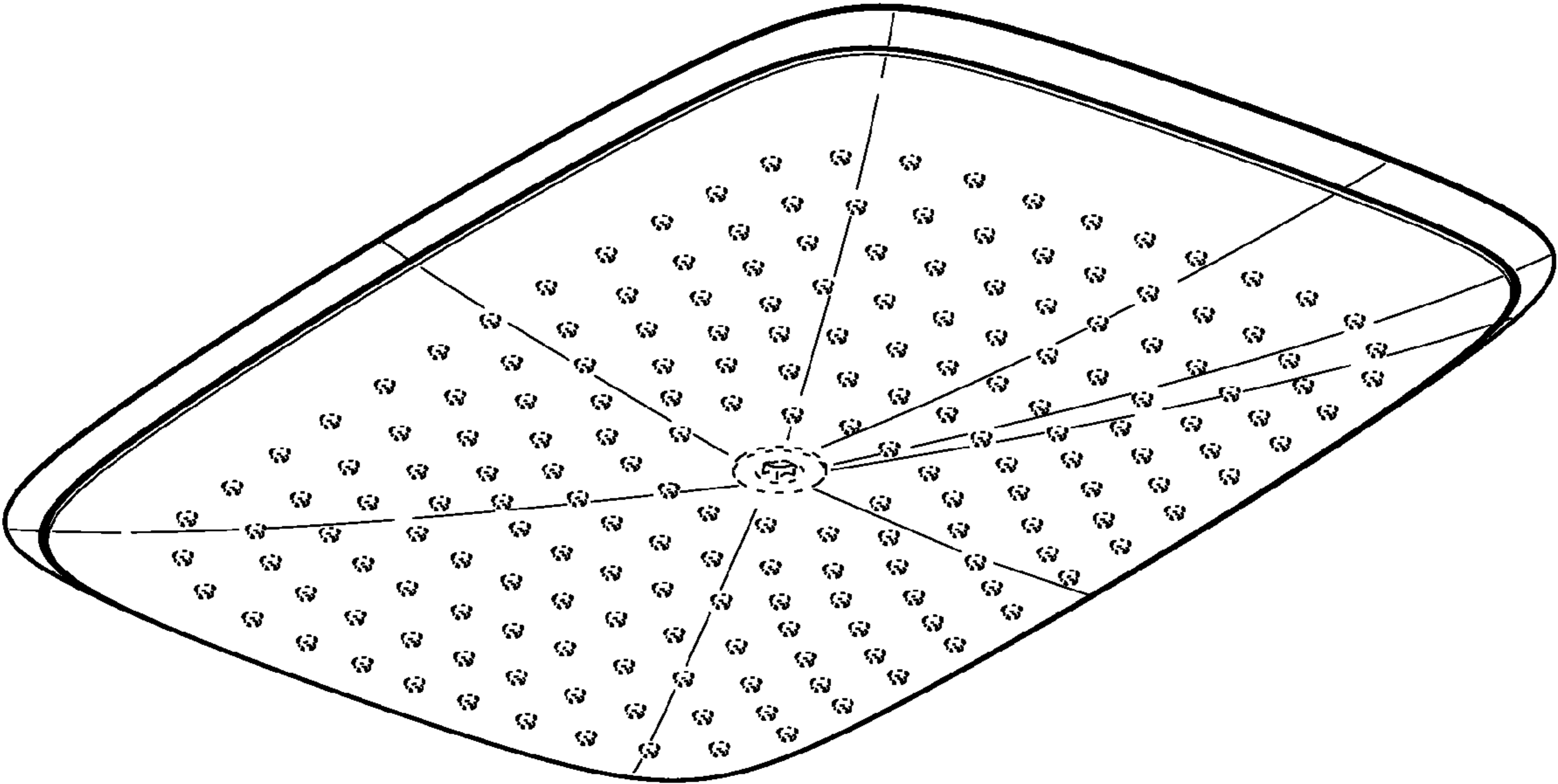


FIG. 1

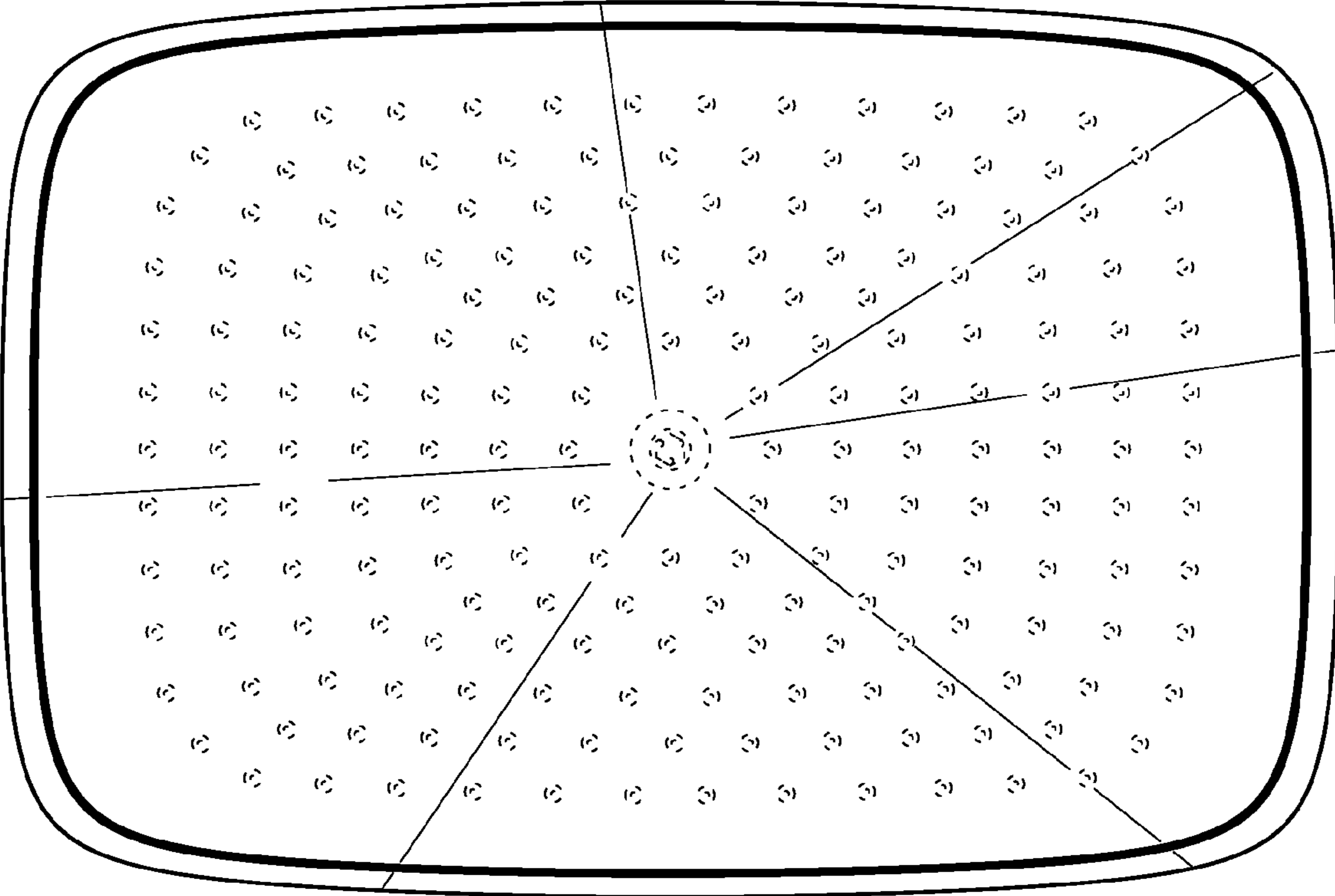


FIG. 2

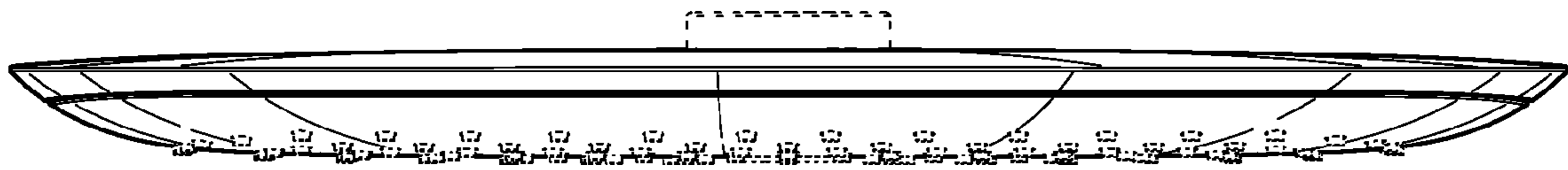


FIG. 3




FIG. 4