

US00D607941S

(12) **United States Design Patent**
Langan et al.

(10) **Patent No.:** **US D607,941 S**
(45) **Date of Patent:** **** Jan. 12, 2010**

(54) **DRUG ADMINISTRATION SAFETY LABEL**

5,426,520 A 6/1995 Kakae et al.

(75) Inventors: **Amy E. Langan**, Glenview, IL (US);
Richard J. Kruzynski, Long Grove, IL (US);
John A. Kollar, III, Northbrook, IL (US);
Patricia L. Miyake, Mundelein, IL (US);
Monique L. Kruk, Burlington, WI (US);
Mark F. Wagner, Gurnee, IL (US)

(Continued)

OTHER PUBLICATIONS

Syringe label for Atropine sulfate, known prior to Dec. 3, 2007, 1 page.

(Continued)

(73) Assignee: **PharMEDium Services, LLC**, Lake Forest, IL (US)

Primary Examiner—Janice E Seeger
Assistant Examiner—Mary Ann Calabrese
(74) *Attorney, Agent, or Firm*—K&L Gates LLP

(**) Term: **14 Years**

(21) Appl. No.: **29/343,304**

(57) **CLAIM**

(22) Filed: **Sep. 10, 2009**

The ornamental design for a drug administration safety label, as shown and described.

Related U.S. Application Data

(62) Division of application No. 29/332,179, filed on Feb. 10, 2009, which is a division of application No. 29/298,328, filed on Dec. 3, 2007, now Pat. No. Des. 588,200.

DESCRIPTION

FIG. 1 is a top plan view of one embodiment of a drug administration safety label of our new design.

(51) **LOC (9) Cl.** **19-08**

(52) **U.S. Cl.** **D20/27**

(58) **Field of Classification Search** D20/10,
D20/11, 13, 22–27, 99; 40/124.01, 124.02,
40/124.04, 299.01, 310, 325, 360, 326, 538,
40/541, 584, 594, 600, 630, 638; D19/1,
D19/9, 10; 206/63.3, 534; 235/50 A; 283/51,
283/56, 67, 71, 74, 75, 81, 99–107, 108,
283/109, 114, 117; 359/2; 428/40.1, 42.1–42.3,
428/914

FIG. 2 is a top plan view of an alternative embodiment of a drug administration safety label of our new design.

FIG. 3 is a top plan view of an alternative embodiment of a drug administration safety label of our new design.

FIG. 4 is a top plan view of an alternative embodiment of a drug administration safety label of our new design.

FIG. 5 is a top plan view of an alternative embodiment of a drug administration safety label of our new design.

FIG. 6 is a top plan view of an alternative embodiment of a drug administration safety label of our new design.

FIG. 7 is a top plan view of an alternative embodiment of a drug administration safety label of our new design; and,

FIG. 8 is a top plan view of an alternative embodiment of a drug administration safety label of our new design.

See application file for complete search history.

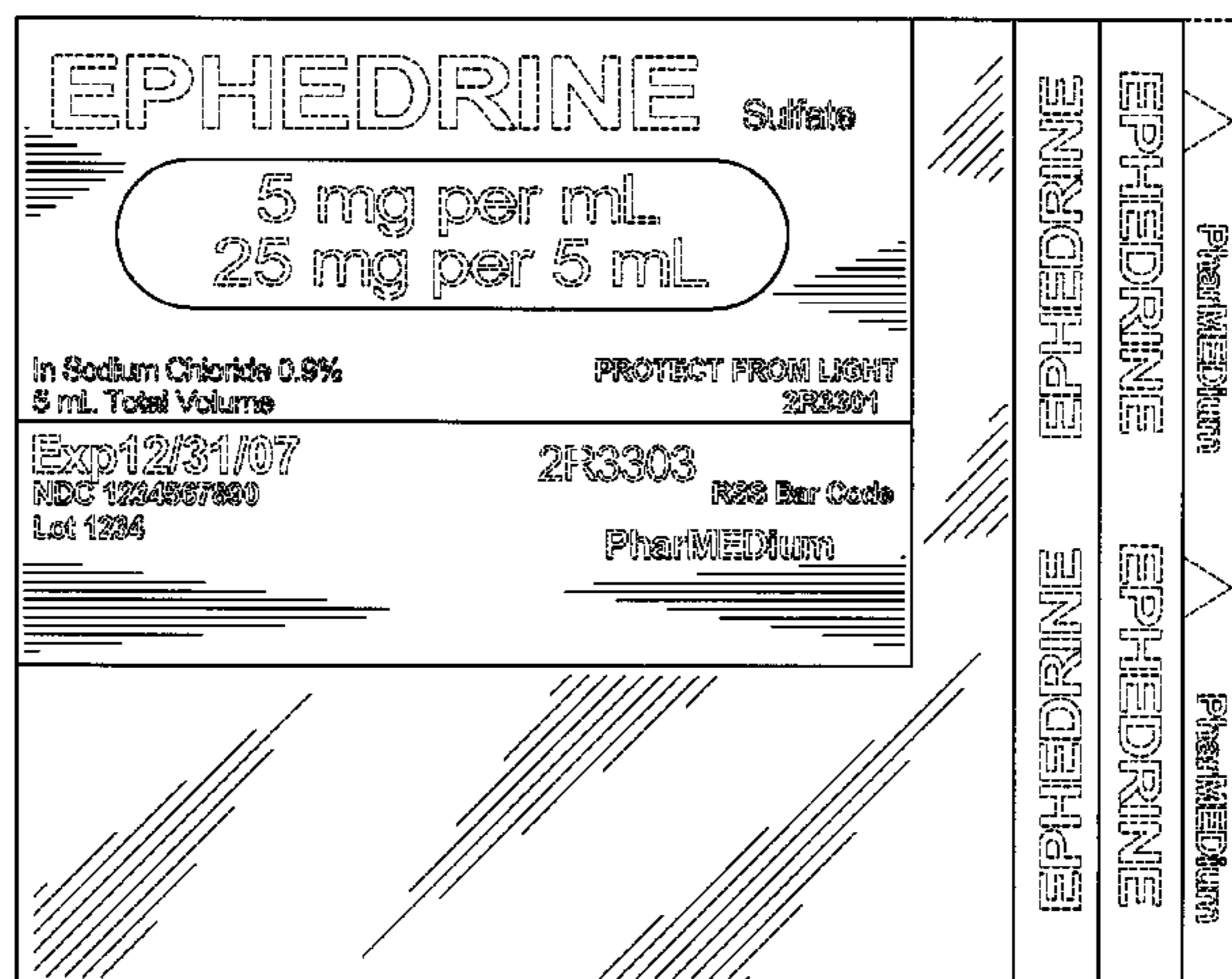
In the drawings, the broken lines represent environmental structure forming no part of the claimed design.

(56) **References Cited**

U.S. PATENT DOCUMENTS

3,722,793 A * 3/1973 Aronoff, Samuel 235/50 A
4,065,343 A 12/1977 Stumpe
4,815,768 A 3/1989 Applebaum et al.
D311,423 S 10/1990 DeSantis

1 Claim, 8 Drawing Sheets



US D607,941 S

Page 2

U.S. PATENT DOCUMENTS

D386,212 S 11/1997 Lambert
5,924,561 A 7/1999 Baumgartner et al.
6,089,611 A 7/2000 Blank
D432,176 S 10/2000 Stevens et al.
6,299,213 B1 10/2001 Souparis
D453,529 S 2/2002 Roth
D500,524 S 1/2005 Stewart et al.
D522,065 S 5/2006 Greenstein
D550,287 S 9/2007 Smart et al.
7,311,205 B2 12/2007 Adler et al.
D584,361 S * 1/2009 Davies D20/27
D588,200 S 3/2009 Langan et al.
D593,613 S * 6/2009 Langan et al. D20/27
D597,608 S * 8/2009 Langan et al. D20/27
2007/0029788 A1 2/2007 Adler
2007/0252378 A1 11/2007 Chambers

OTHER PUBLICATIONS

Label for alcohol preps, known prior to Dec. 3, 2007, 1 page.
IV bag label for 0.9% Sodium Chloride, known prior to Dec. 3, 2007, 1 page.
Syringe label for Labetalol Hydrochloride, known prior to Dec. 3, 2007, 1 page.
Label for drug vial for 0.9% Sodium Chloride, known prior to Dec. 3, 2007, 1 page.
Syringe label for Calcium Chloride, known prior to Dec. 3, 2007, 1 page.
Drug delivery device label for Phenylephrine, known prior to Dec. 3, 2007, 1 page.
Label for drug vial for Phenylephrine, known prior to Dec. 3, 2007, 1 page.
IV bag label for Fentanyl and Ropivacaine, known prior to Dec. 3, 2007, 1 page.

* cited by examiner

FIG. 1

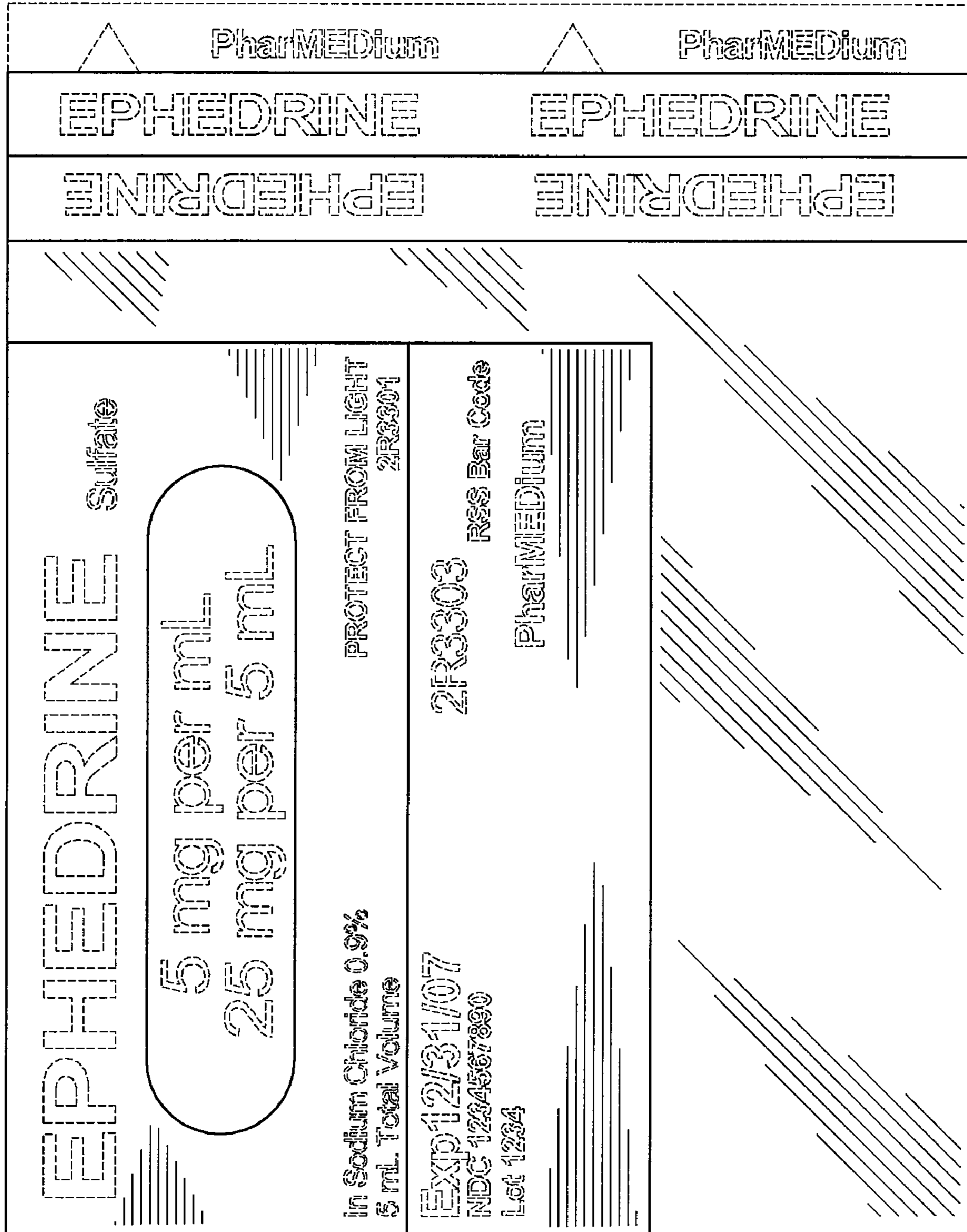


FIG. 2




FIG. 3

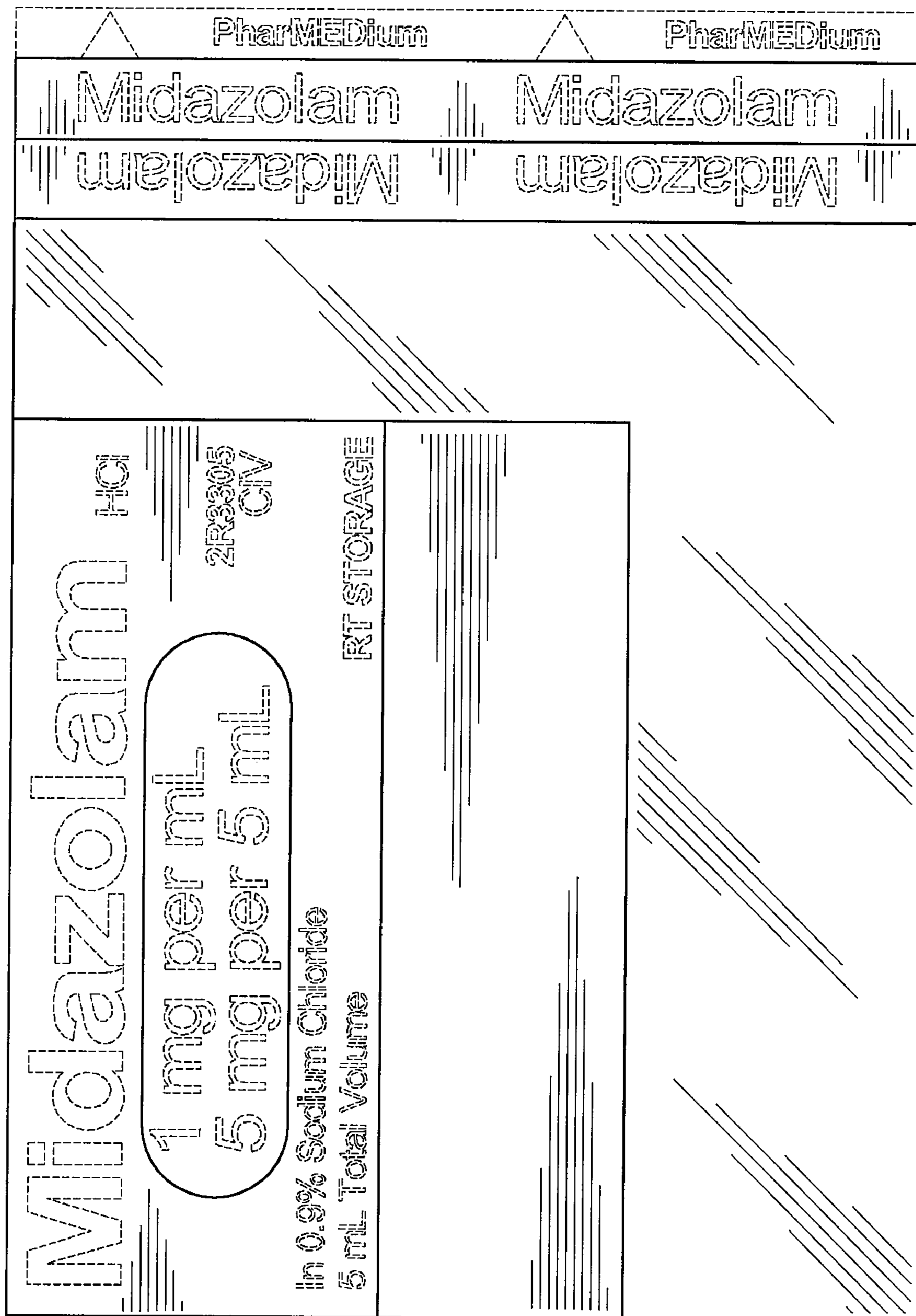


FIG. 4




FIG. 5

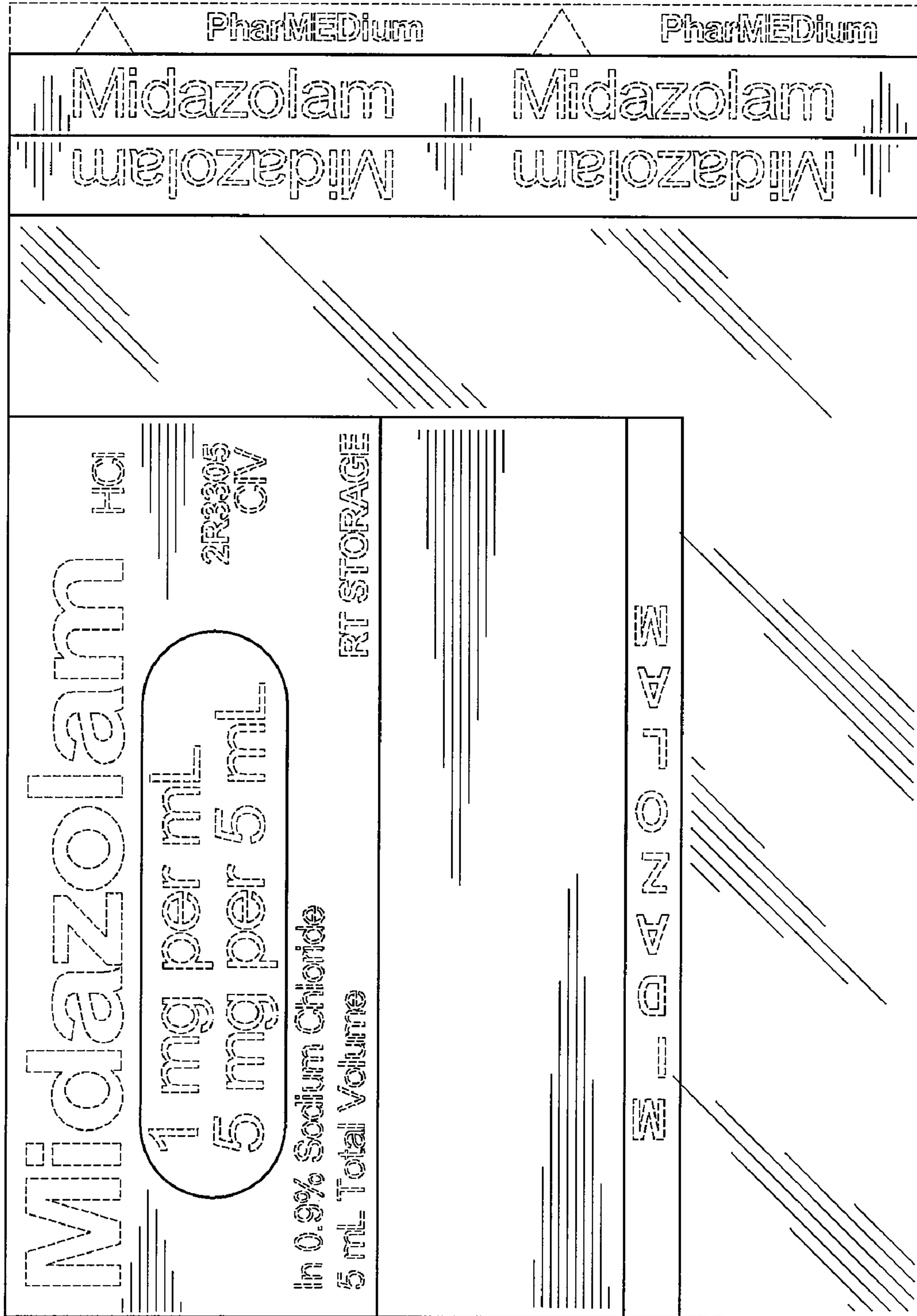


FIG. 6

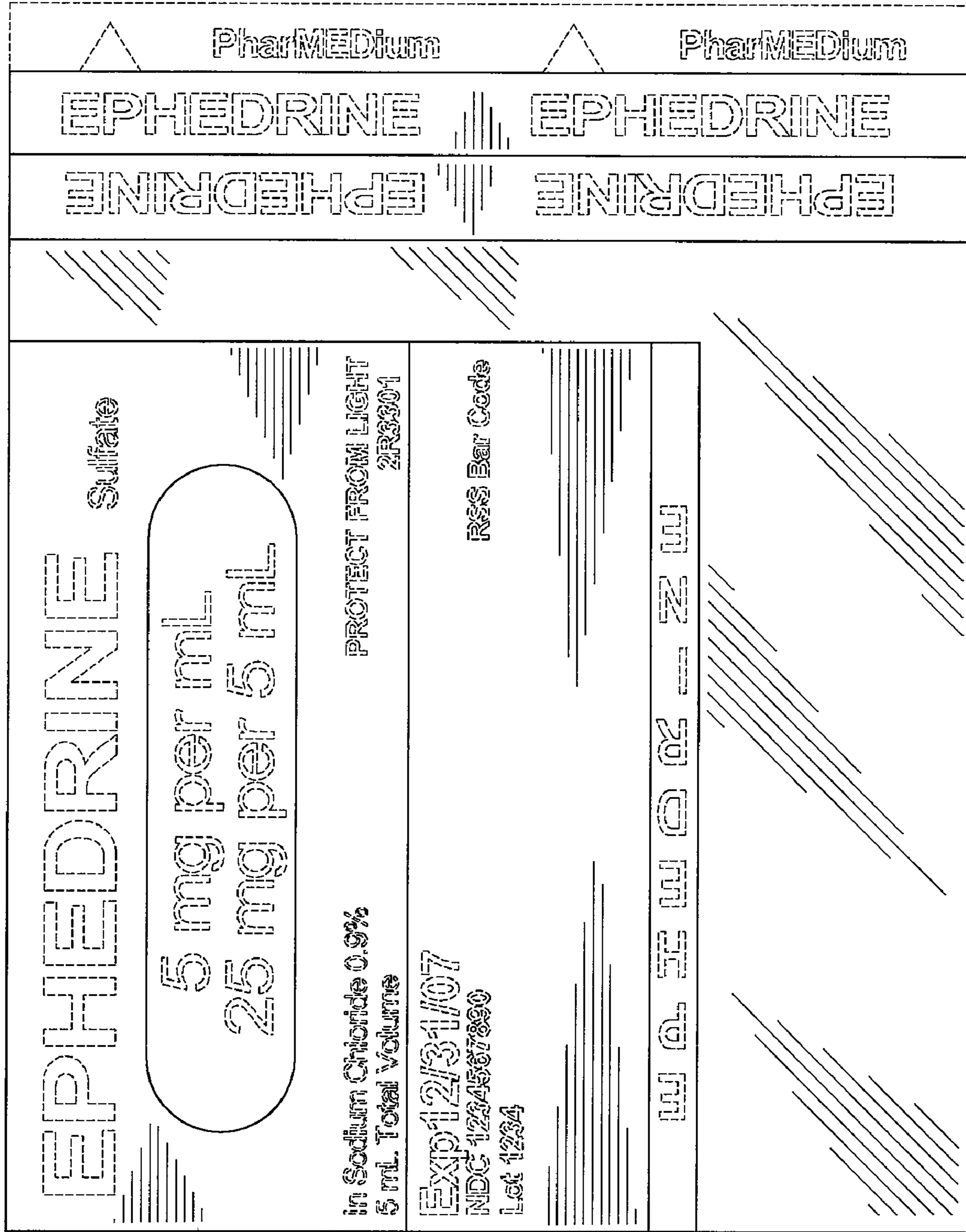


FIG. 7




FIG. 8

