

US00D607940S

(12) **United States Design Patent**
Goode et al.

(10) **Patent No.:** **US D607,940 S**
(45) **Date of Patent:** **** Jan. 12, 2010**

(54) **MESSAGE CREATION AND DISPLAY DEVICE**

D573,727 S * 7/2008 Heatherly D25/139

* cited by examiner

(76) Inventors: **Theresa L. Goode**, 9029 W. Arizona Dr., Lakewood, CO (US) 80232; **Marjie Goode**, 5775 S. Depew Cir., Littleton, CO (US) 80123

Primary Examiner—T. Chase Nelson
Assistant Examiner—Michelle E Wilson
(74) *Attorney, Agent, or Firm*—Roger A. Jackson

(**) Term: **14 Years**

(57) **CLAIM**

(21) Appl. No.: **29/321,356**

The ornamental design for the message creation and display device, as shown.

(22) Filed: **Jul. 15, 2008**

DESCRIPTION

(51) **LOC (9) Cl.** **20-01**

FIG. 1 is a front perspective view of an exemplary embodiment of a message creation and display device;

(52) **U.S. Cl.** **D20/10**

FIG. 2 is a top plan view of the message creation and display device;

(58) **Field of Classification Search** D11/138, D11/149, 150, 153, 156, 157, 159, 163, 119, D11/126, 139, 199; D20/10, 15, 39, 40, D20/41, 42, 43; 40/124.1, 1, 584, 591, 592, 40/593, 606; D10/113; D26/30, 31
See application file for complete search history.

FIG. 3 is a front view in elevation of the message creation and display device;

FIG. 4 is a bottom plan view of the message creation and display device;

(56) **References Cited**

U.S. PATENT DOCUMENTS

1,441,061	A	*	1/1923	Cadmus	428/213
2,294,855	A	*	9/1942	Thomason	248/544
D251,335	S	*	3/1979	Carrier	D20/10
D308,399	S	*	6/1990	Mori	D20/10
D331,472	S	*	12/1992	Campbell	D26/31
D331,980	S	*	12/1992	Henderson	D26/31
D503,296	S		3/2005	Mason		
D505,803	S		6/2005	Mason		
D533,902	S		12/2006	Tak		
D567,876	S	*	4/2008	Au et al.	D20/10

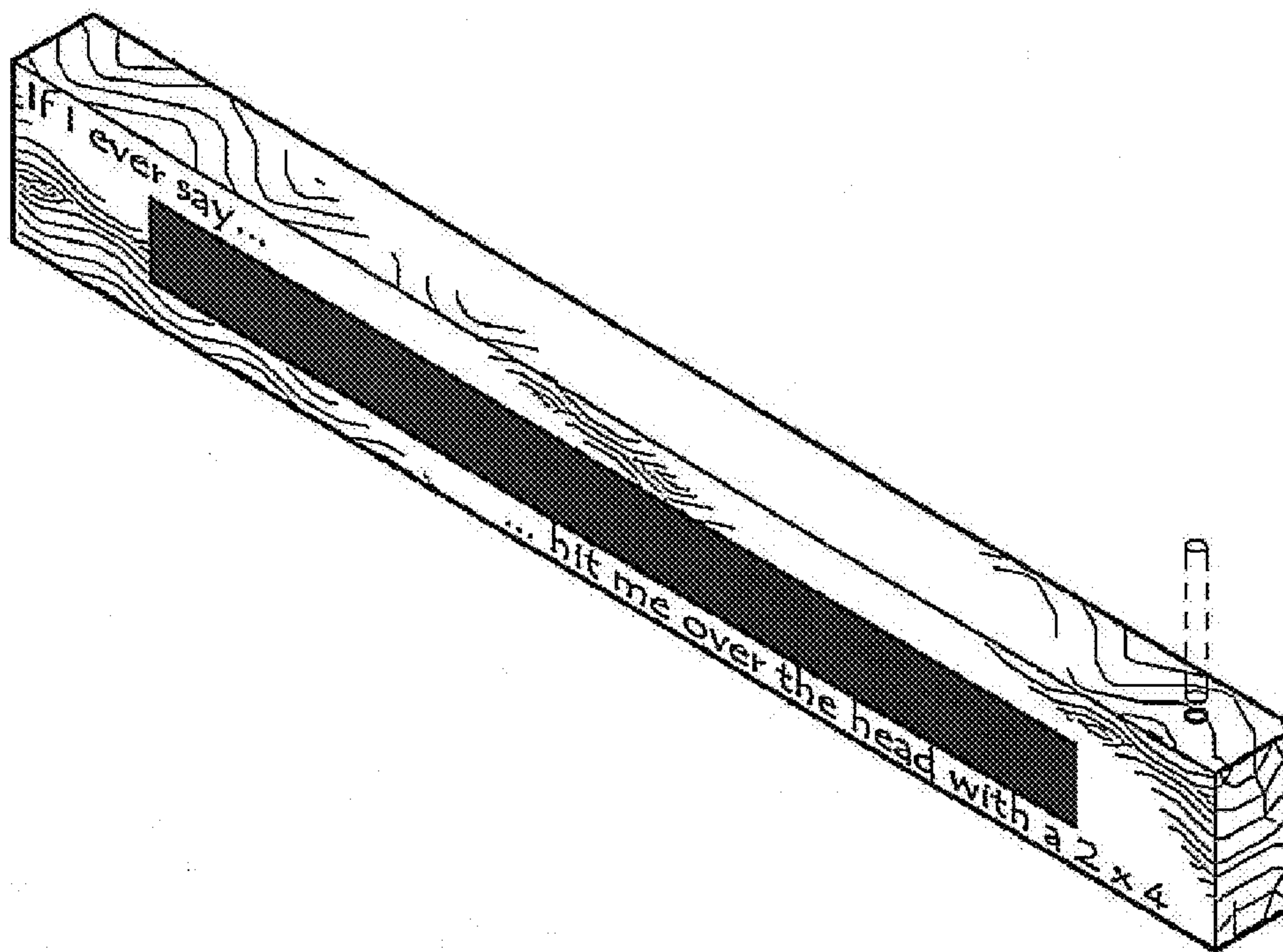
FIG. 5 is a rear view in elevation of the message creation and display device;

FIG. 6 is a left side view in elevation of the message creation and display device; and,

FIG. 7 is a right side view in elevation of the message creation and display device.

The broken line showing is included for the purpose of illustrating environmental structure and forms no part of the claimed design.

1 Claim, 1 Drawing Sheet



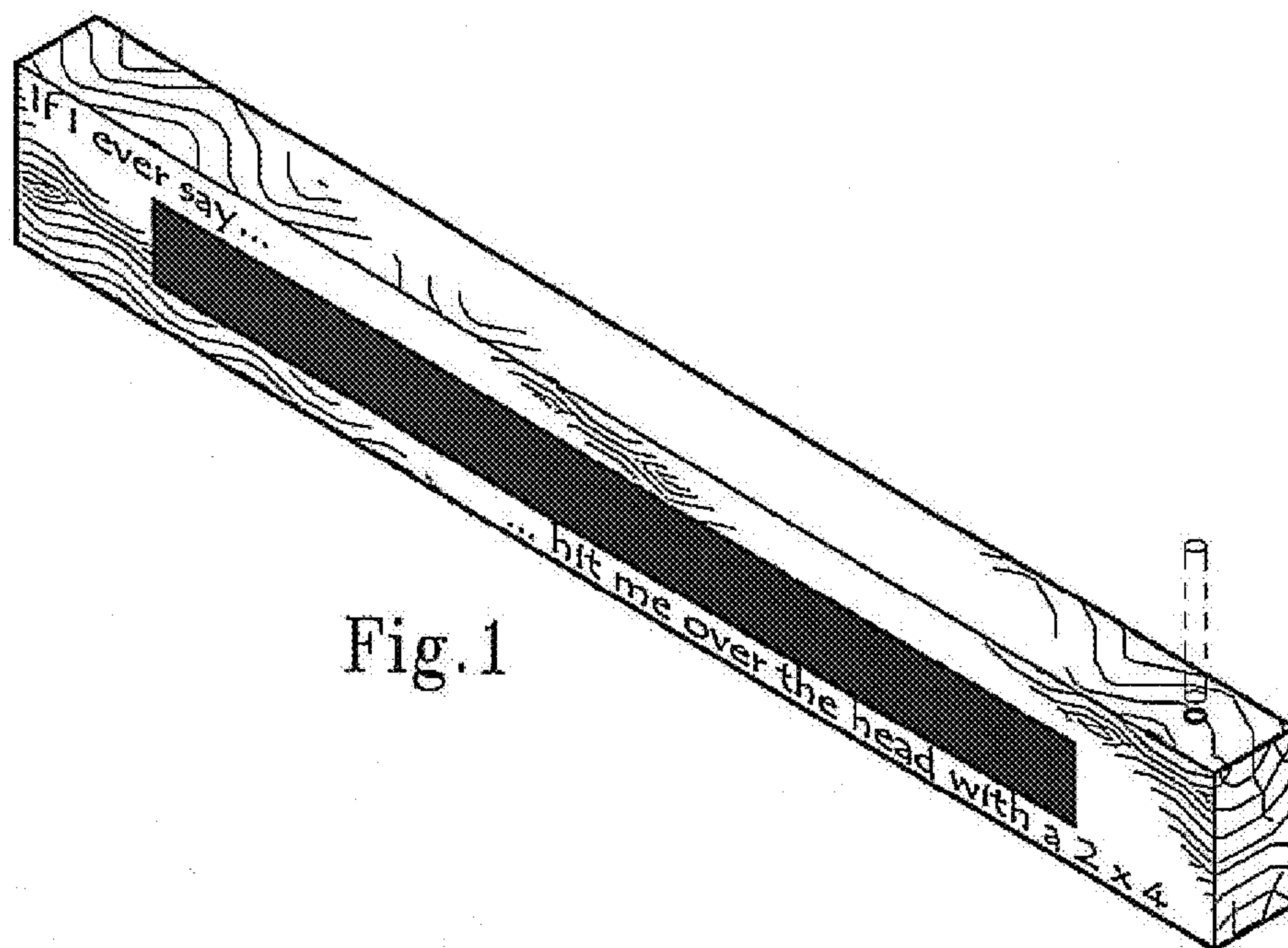


Fig. 1



Fig. 2



Fig. 3



Fig. 4

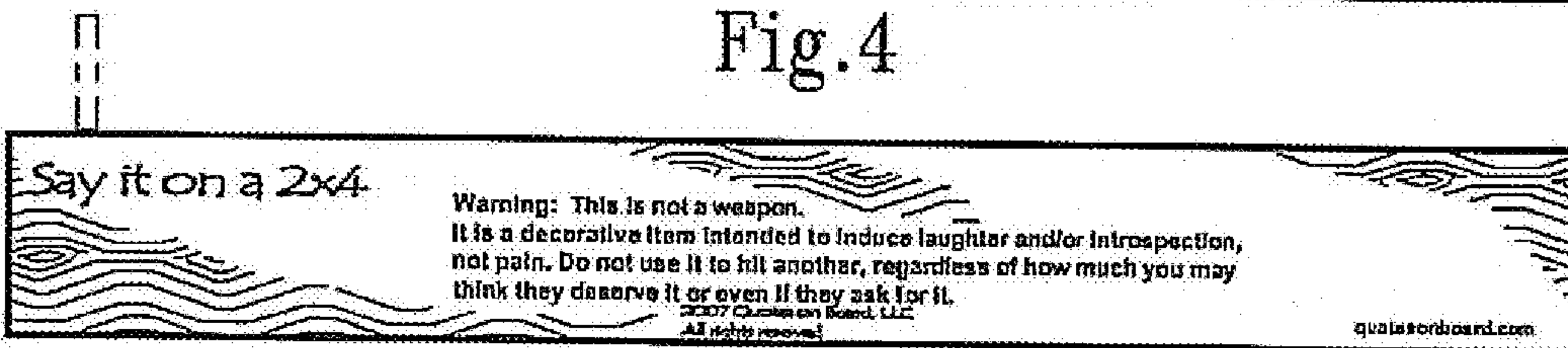


Fig. 5



Fig. 6



Fig. 7