



US00D607938S

(12) **United States Design Patent**  
**Liebhaber**

(10) **Patent No.:** **US D607,938 S**  
(45) **Date of Patent:** **\*\* Jan. 12, 2010**

(54) **THREE-DIMENSIONAL HEXAGONAL PRESENTATION DEVICE**

5,752,649 A \* 5/1998 Weder ..... 229/114

(75) Inventor: **Ruven Washor Liebhaber**, Lexington, MA (US)

(Continued)

(73) Assignee: **Context Dynamics, LLC**, Lexington, MA (US)

*Primary Examiner*—T. Chase Nelson

*Assistant Examiner*—Mark Cavanna

(74) *Attorney, Agent, or Firm*—Antoinette G. Giugliano PC

(\*\*) Term: **14 Years**

(57) **CLAIM**

(21) Appl. No.: **29/339,197**

The ornamental design for a three-dimensional hexagonal presentation device, as shown and described.

(22) Filed: **Jun. 25, 2009**

**DESCRIPTION**

**Related U.S. Application Data**

(63) Continuation-in-part of application No. 11/522,202, filed on Sep. 15, 2006.

The three-dimensional hexagonal device of the present invention has an ornamental design used to present information and images. Accessory items can be attached to the claimed device, and examples include a note pad, a sample, a gift card, and a business card.

(51) **LOC (9) Cl.** ..... **19-07**

(52) **U.S. Cl.** ..... **D19/62; D20/10**

(58) **Field of Classification Search** ..... D19/2, D19/6, 20–25, 29, 59–64; D9/420, 430–433, D9/501; D11/141; D20/10, 29, 43; D21/714; 40/107, 119; 211/72; 229/114, 938; 281/2, 281/5, 51; 283/2, 34; 428/7; 434/135, 137, 434/150, 403; 493/116

FIG. 1 is a perspective frontal view of the present invention with flaps partially opened.

FIG. 2 is a frontal view of the present invention with flaps opened.

FIG. 3 is a back view of the present invention with flaps opened.

See application file for complete search history.

FIG. 4 is a side view of the present invention with flaps opened.

FIG. 5 is a top view of the present invention with flaps opened.

(56) **References Cited**

**U.S. PATENT DOCUMENTS**

- 600,344 A \* 3/1898 Frost ..... 40/107
- 1,486,061 A 3/1924 Varner
- 2,525,937 A \* 10/1950 Palm ..... 281/51
- D249,022 S \* 8/1978 Bamberg et al. .... D9/431
- 4,502,711 A \* 3/1985 Muth ..... 281/5
- 4,754,914 A \* 7/1988 Wischusen, III ..... 229/938
- 4,836,787 A \* 6/1989 Boo ..... 434/403
- 5,183,297 A 2/1993 Bodziak et al.
- 5,222,896 A \* 6/1993 Smith, Jr. .... 434/135
- D346,822 S \* 5/1994 Fennimore, Jr. .... D19/20
- 5,454,644 A \* 10/1995 Augustin ..... 281/5
- 5,695,342 A \* 12/1997 Schaper et al. .... 434/137
- 5,713,739 A 2/1998 Yu

FIG. 6 is another side view of the present invention with flaps opened.

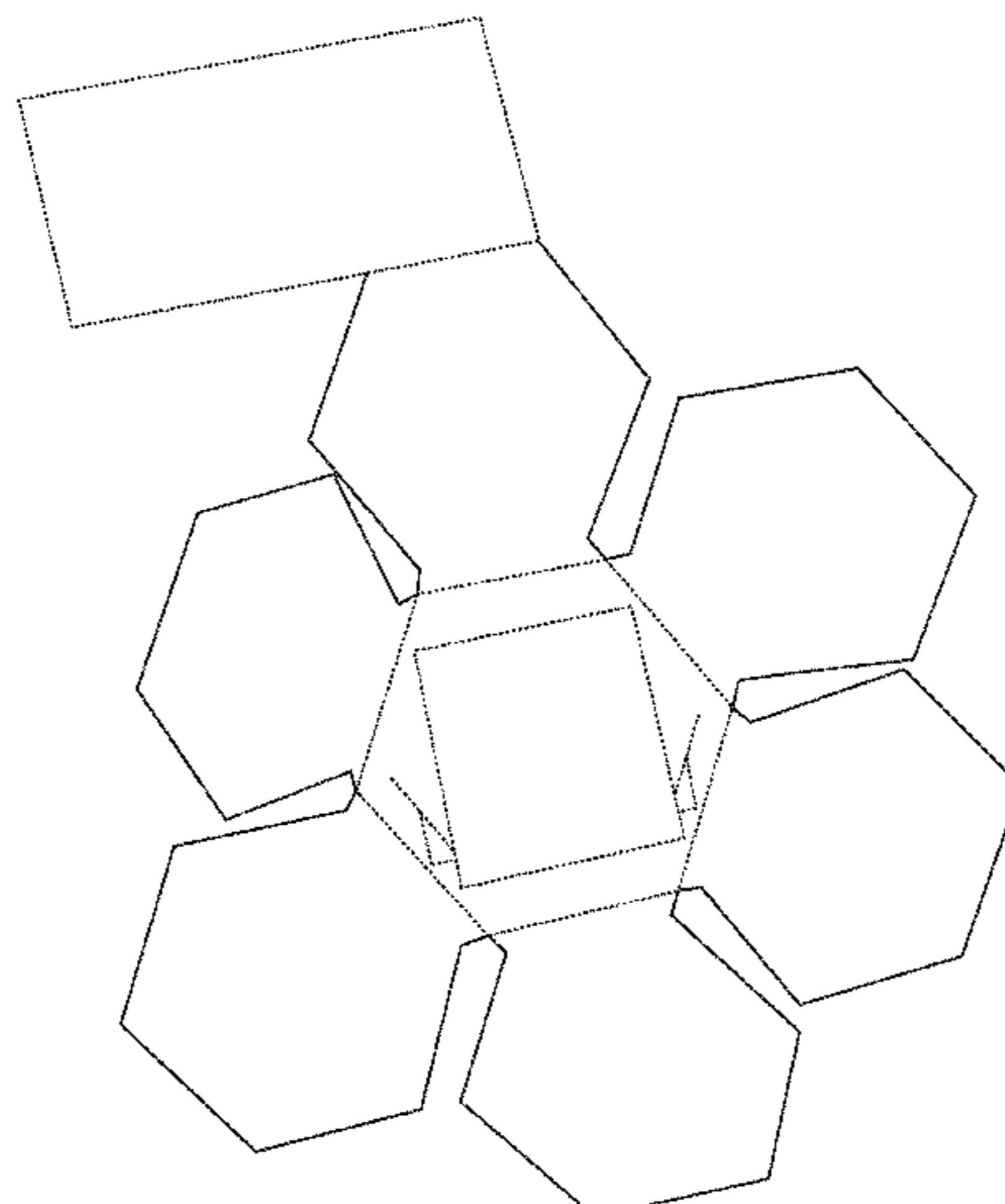
FIG. 7 is a bottom view of the present invention with flaps opened.

FIG. 8 is a front view of the present invention with flaps closed; and,

FIG. 9 is a back view of the present invention with flaps closed.

The broken lines in the drawings depict environmental subject matter only and form no part of the claimed invention.

**1 Claim, 9 Drawing Sheets**



# US D607,938 S

Page 2

## U.S. PATENT DOCUMENTS

5,803,499	A	9/1998	Tung et al.				
D406,235	S *	3/1999	Barnes et al. ....	D9/433			
D413,078	S *	8/1999	Hanson .....	D11/141			
5,997,305	A	12/1999	Mangles				
6,018,908	A	2/2000	Charrin et al.				
6,024,571	A	2/2000	Renegar				
6,106,017	A *	8/2000	Johnson .....	283/2			
D434,653	S *	12/2000	Maguire .....	D9/430			
6,158,777	A *	12/2000	Twardosz .....	281/2			
6,189,933	B1 *	2/2001	Felderman .....	434/150			
6,209,919	B1 *	4/2001	Nilsson et al. ....	281/2			
6,375,225	B1	4/2002	Lapsker				
D495,009	S *	8/2004	Piron .....	D20/29			
D497,178	S *	10/2004	Weir .....	D19/2			
6,830,455	B1	12/2004	Yukio et al.				
D501,694	S *	2/2005	Cannon .....	D21/714			
D512,462	S	12/2005	Matul et al.				
D522,357	S *	6/2006	Kohnke et al. ....	D9/432			
D536,610	S *	2/2007	Katz .....	D9/420			
D541,874	S	5/2007	Turner				
D545,377	S *	6/2007	Mitchell .....	D20/43			
D548,598	S *	8/2007	Fillingham .....	D9/501			
D548,781	S *	8/2007	Oberst .....	D19/6			
7,261,948	B2 *	8/2007	Edkins .....	428/7			
7,452,211	B1	11/2008	Helsel				
7,479,012	B1	1/2009	Khulusi				
7,537,121	B2 *	5/2009	Markson et al. ....	211/72			
2002/0125712	A1 *	9/2002	Felderman .....	283/34			
2004/0251678	A1 *	12/2004	Dacey .....	493/162			
2005/0285384	A1 *	12/2005	Judson .....	283/34			
2006/0124565	A1 *	6/2006	Speed et al. ....	211/72			

\* cited by examiner

Fig. 1

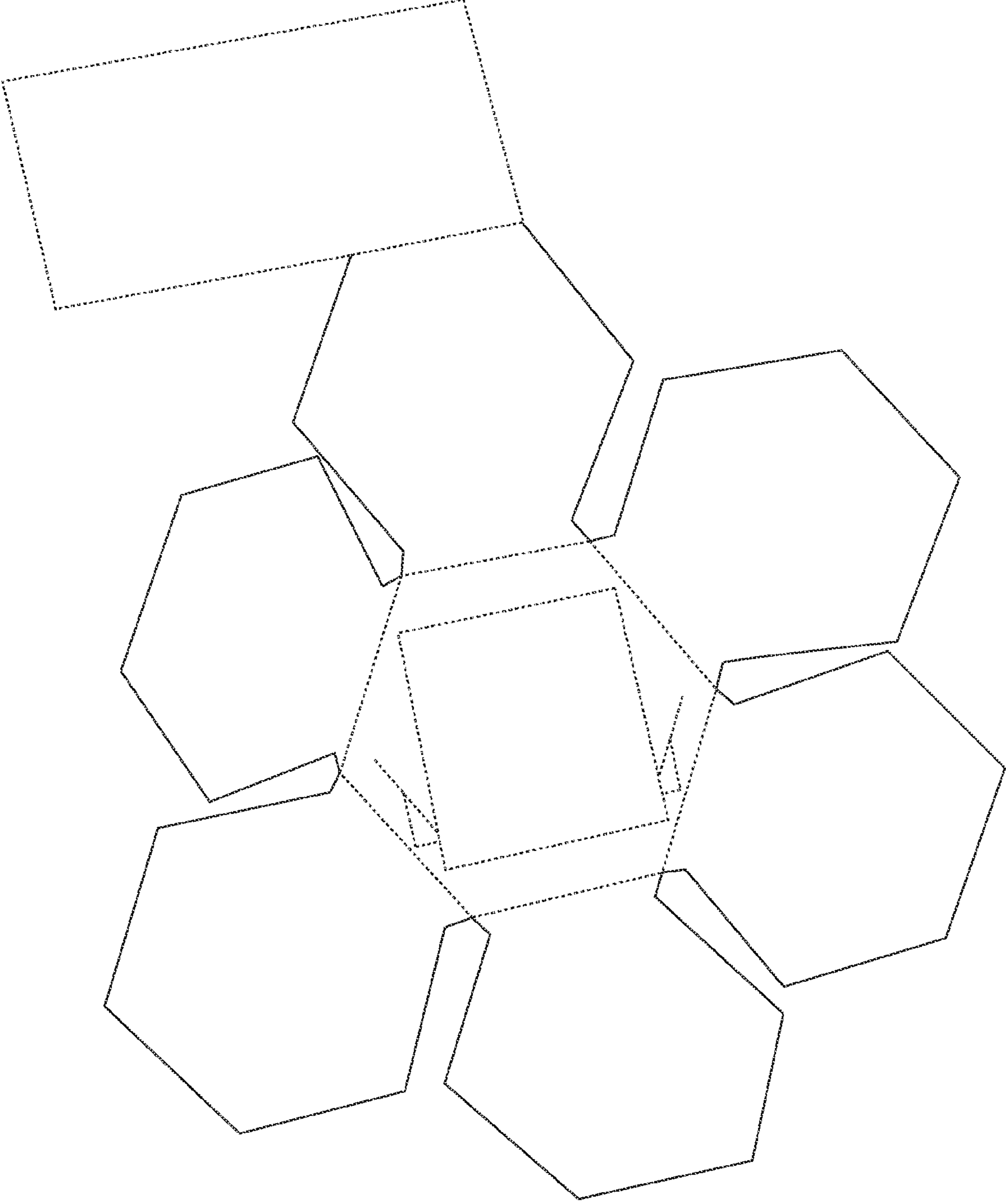


Fig. 2

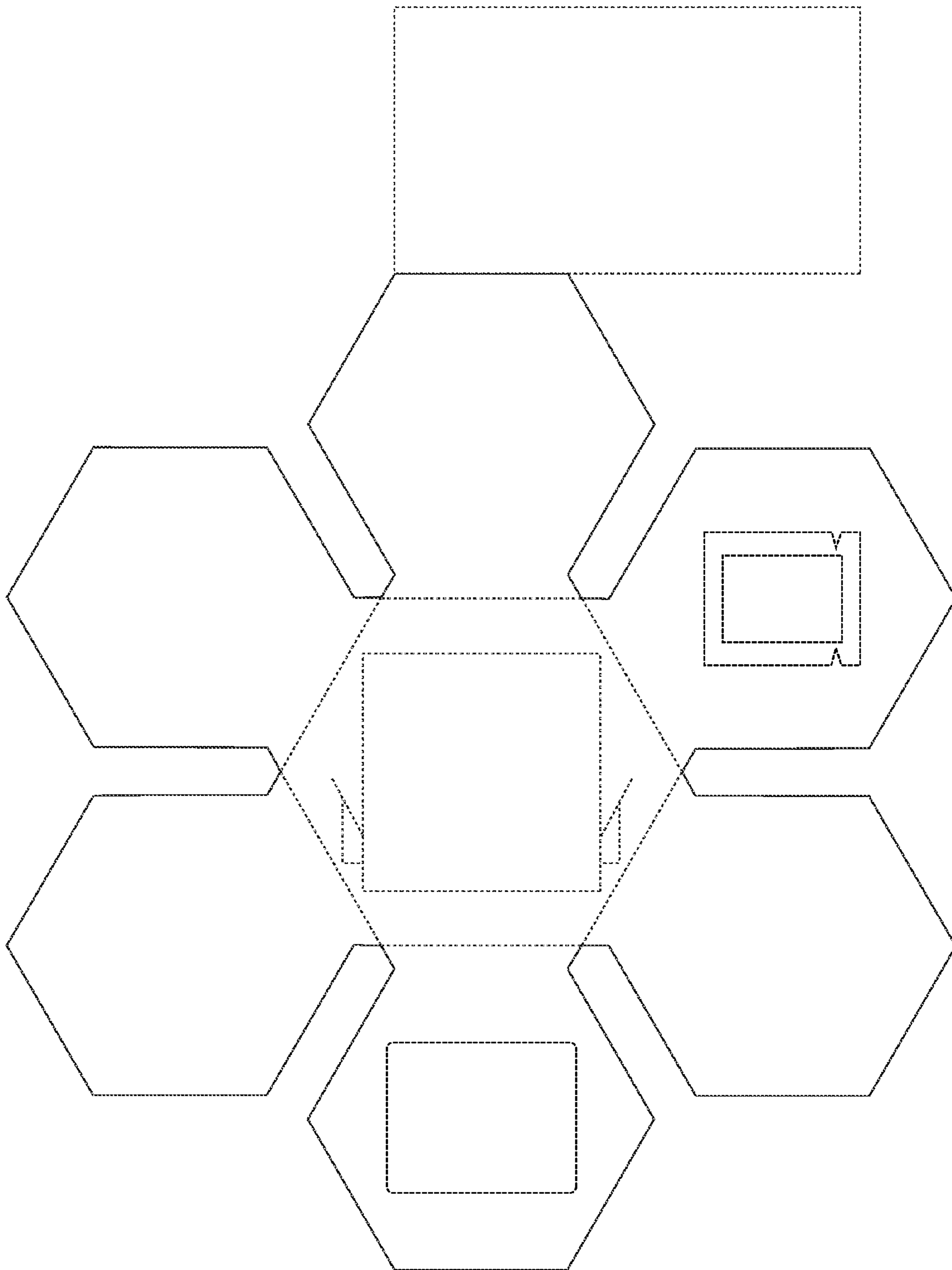


Fig. 3

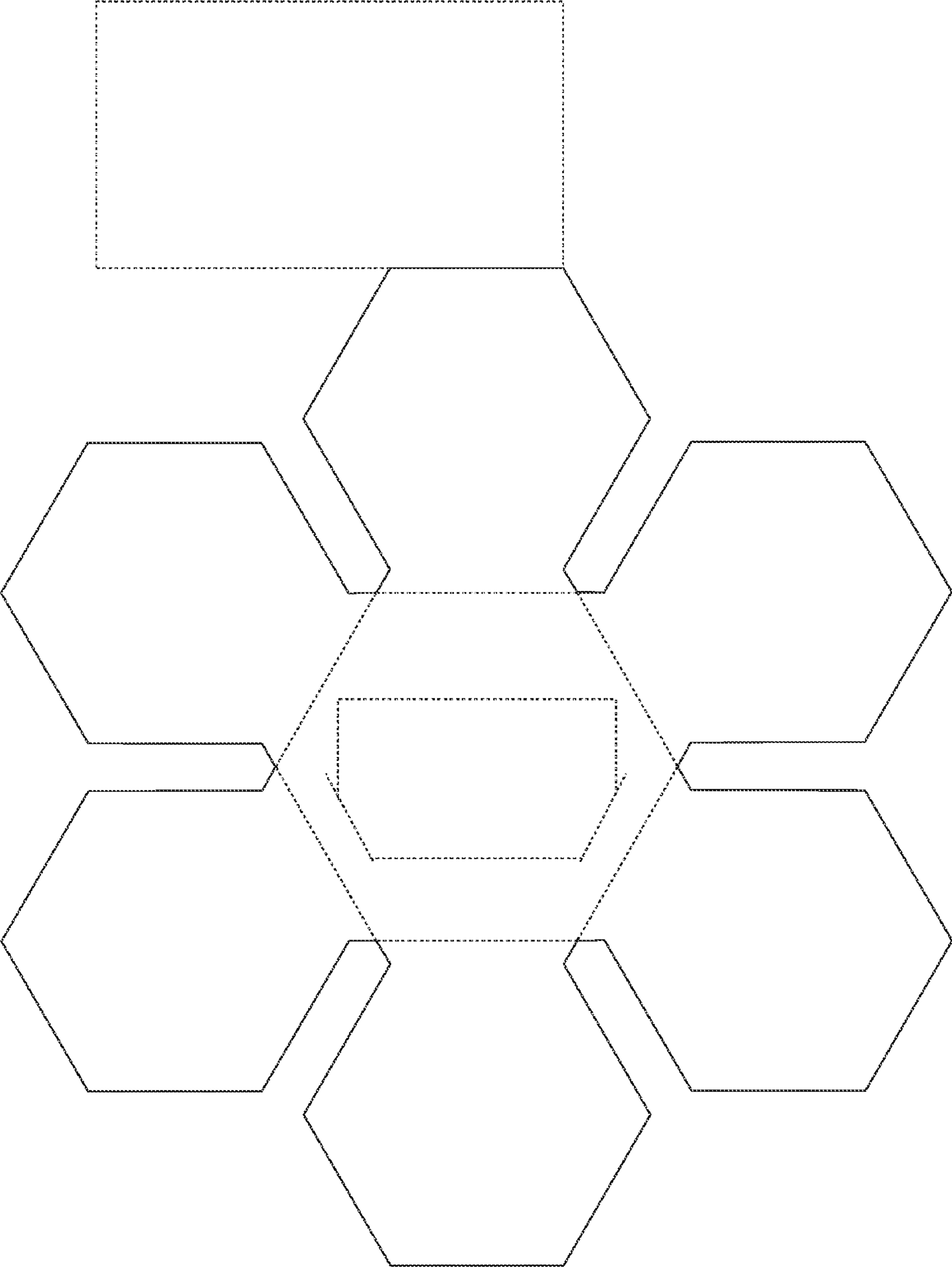


Fig. 4

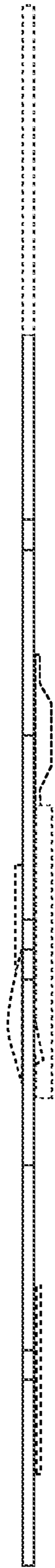


Fig. 5






Fig. 6

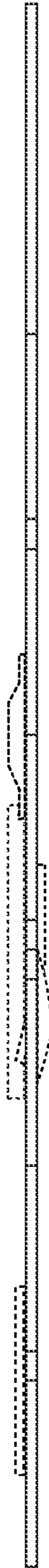




Fig. 7




Fig. 8

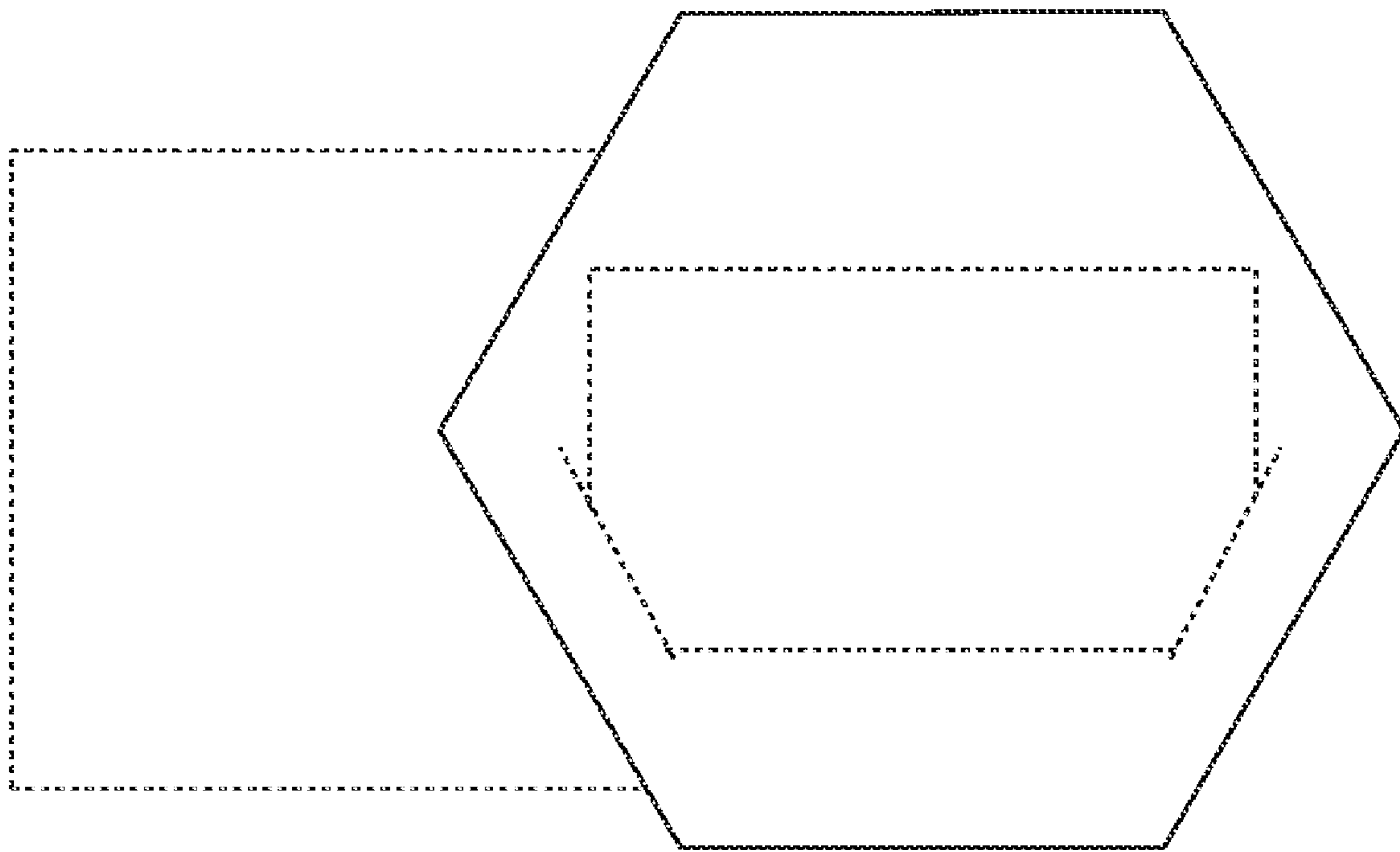


Fig. 9

