



US00D607935S

(12) **United States Design Patent**
Shimada

(10) **Patent No.:** **US D607,935 S**
(45) **Date of Patent:** **** Jan. 12, 2010**

(54) **MECHANICAL PENCIL**

(75) Inventor: **Taisuke Shimada**, Tokyo (JP)

(73) Assignee: **Kabushiki Kaisha Pilot Corporation**,
Tokyo (JP)

(**) Term: **14 Years**

(21) Appl. No.: **29/326,029**

(22) Filed: **Oct. 10, 2008**

(30) **Foreign Application Priority Data**

Apr. 15, 2008 (JP) 2008-009560

(51) **LOC (9) Cl.** **19-06**

(52) **U.S. Cl.** **D19/50**

(58) **Field of Classification Search** D19/35,
D19/36, 41, 42, 43, 44, 45, 46, 47, 48, 49,
D19/50, 51, 54, 55, 56, 57; 24/11 F, 11 P,
24/11 R; 401/6, 52, 99, 100, 104, 105, 106,
401/107, 108, 109, 192, 195, 221, 234; 708/107
See application file for complete search history.

(56) **References Cited**

U.S. PATENT DOCUMENTS

D449,650 S * 10/2001 Verhaeghe D19/43
D453,790 S * 2/2002 Tsuchikura D19/36
D458,964 S * 6/2002 Nakazawa D19/48
D463,821 S * 10/2002 Nishida D19/47
D474,241 S * 5/2003 Hasegawa D19/51
D492,349 S * 6/2004 Qiu D19/50

D494,219 S * 8/2004 Arita D19/51
D497,643 S * 10/2004 Nishida D19/51
D502,739 S * 3/2005 Shova et al. D19/66
D506,499 S * 6/2005 Qiu D19/36
D506,504 S * 6/2005 Nakazawa et al. D19/49
D506,780 S * 6/2005 Nakazawa D19/49
D531,216 S * 10/2006 Oas D19/36
D562,391 S * 2/2008 Gerules D19/49
D583,412 S * 12/2008 Li D19/44
D586,393 S * 2/2009 Nishida D19/49
D587,752 S * 3/2009 Shimizu D19/50
D596,233 S * 7/2009 Kusaba D19/49
D597,135 S * 7/2009 Takanashi D19/50

* cited by examiner

Primary Examiner—Elizabeth A Albert

Assistant Examiner—Karen E Eldridge Powers

(74) *Attorney, Agent, or Firm*—Sughrue Mion, PLLC

(57) **CLAIM**

The ornamental design for a mechanical pencil, as shown and described.

DESCRIPTION

FIG. 1 is a front, bottom, left perspective view thereof;

FIG. 2 is a front elevation view thereof;

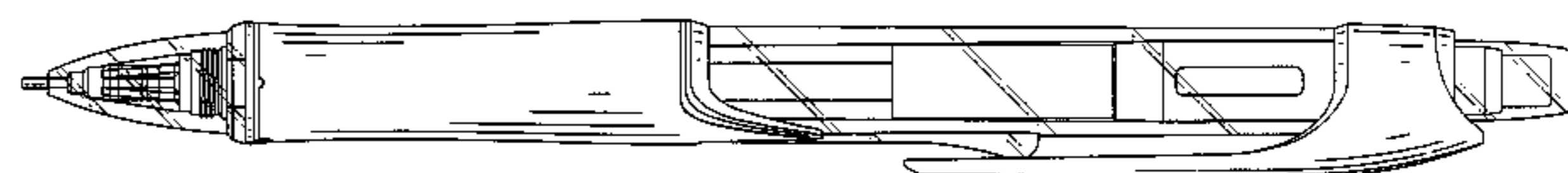
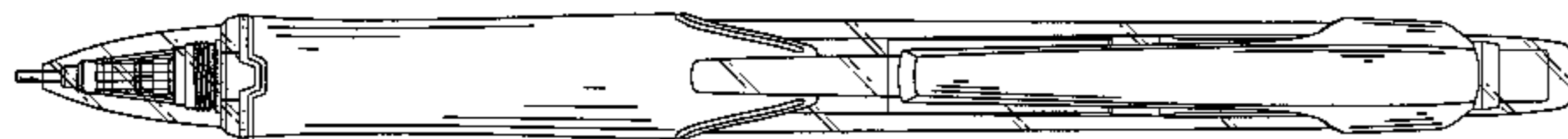
FIG. 3 is a back elevation view thereof;

FIG. 4 is a bottom plan view thereof;

FIG. 5 is a top plan view thereof; and,

FIG. 6 is a left elevation view thereof.

1 Claim, 3 Drawing Sheets



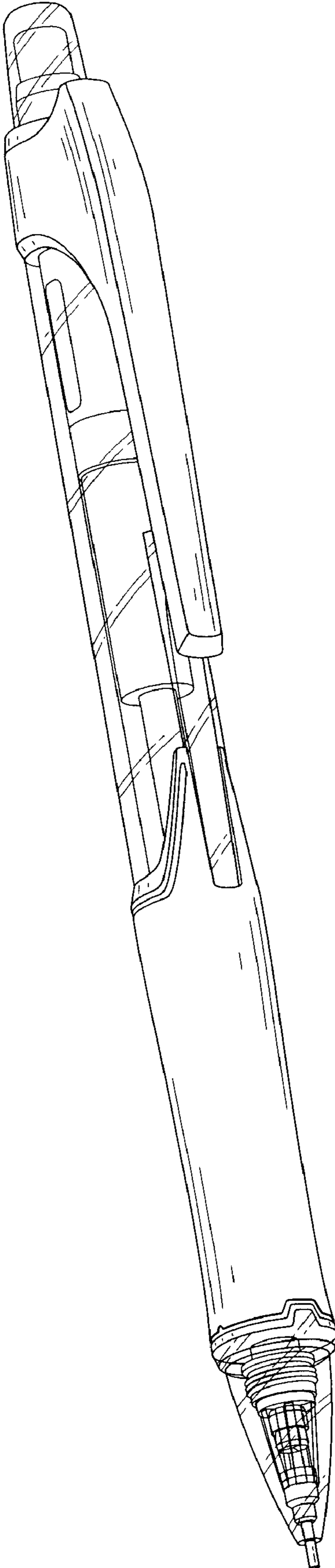


FIG. 1

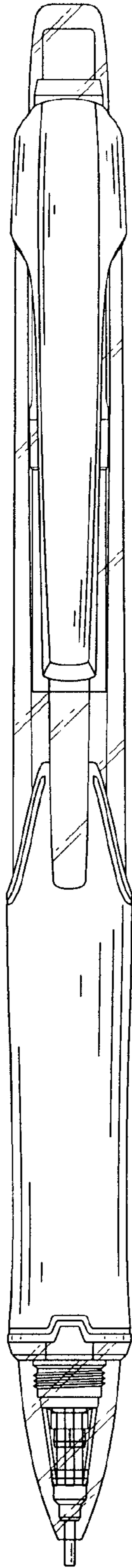


FIG. 2

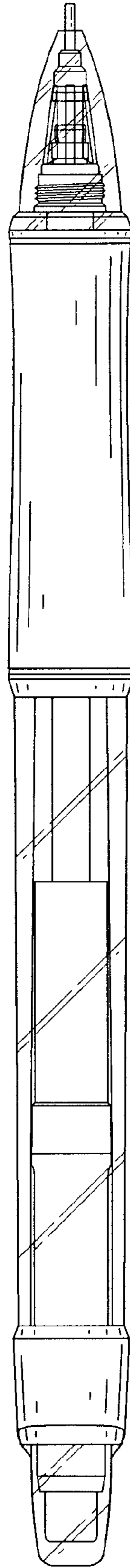


FIG. 3

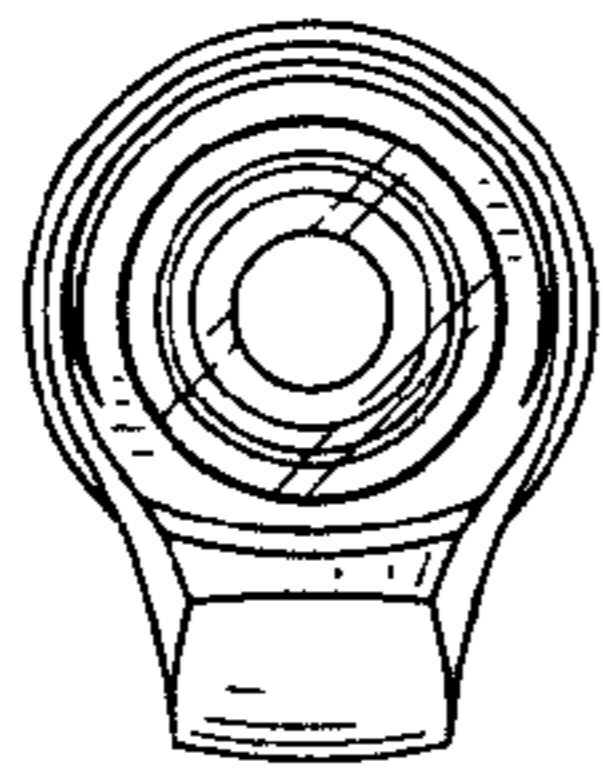


FIG. 5

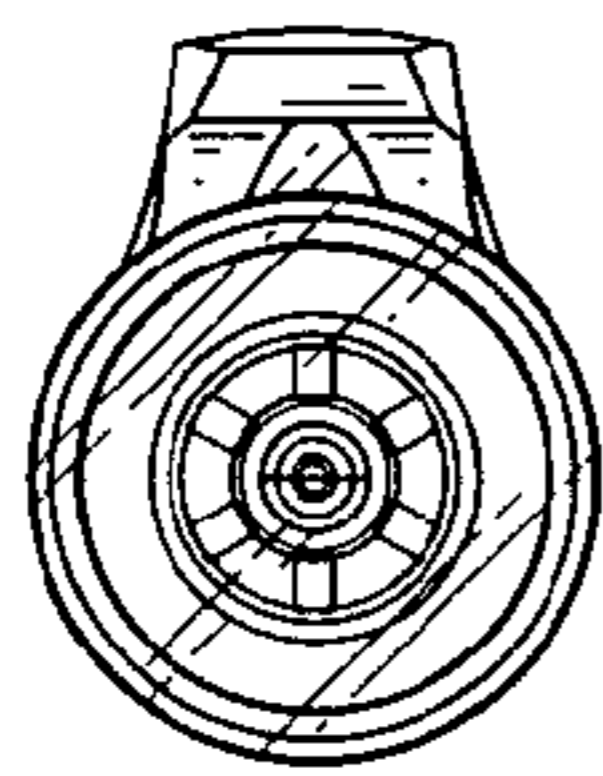


FIG. 4

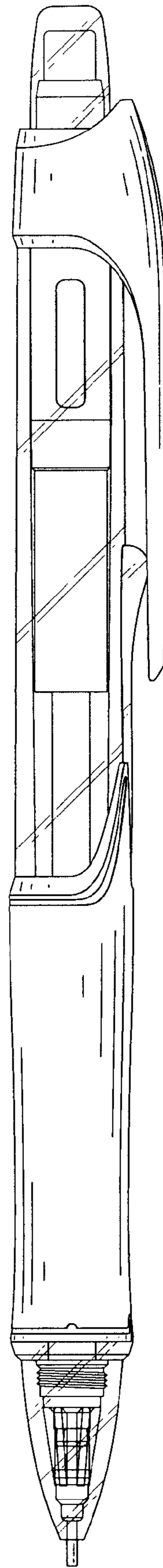


FIG. 6