



US00D607933S

(12) **United States Design Patent**  
**Zhang**

(10) **Patent No.:** **US D607,933 S**  
(45) **Date of Patent:** **\*\* Jan. 12, 2010**

(54) **PEN**  
(75) Inventor: **Biwei Zhang**, Ningbo (CN)  
(73) Assignee: **Beifa Group Co., Ltd.**, Ningbo (CN)  
(\*\*) Term: **14 Years**

D583,413 S \* 12/2008 Li ..... D19/49  
D591,348 S 4/2009 Yu  
D591,351 S \* 4/2009 Shi ..... D19/50  
D595,353 S 6/2009 Li

(21) Appl. No.: **29/330,725**  
(22) Filed: **Jan. 13, 2009**

(Continued)

**FOREIGN PATENT DOCUMENTS**

(30) **Foreign Application Priority Data**  
Jul. 15, 2008 (CN) ..... 2008 3 0142203

EM 000845060-0004 \* 12/2007

(Continued)

(51) **LOC (9) Cl.** ..... **19-06**  
(52) **U.S. Cl.** ..... **D19/48**  
(58) **Field of Classification Search** ..... D19/35,  
D19/36, 41-51, 53-57; 24/11 F, 11 P, 11 R;  
401/52, 99, 100, 104-109, 192, 195, 196  
See application file for complete search history.

**OTHER PUBLICATIONS**

Li, B., "Pen," U.S. Appl. No. 29/333,931, filed Mar. 17, 2009.

(Continued)

(56) **References Cited**

*Primary Examiner*—Elizabeth A Albert  
(74) *Attorney, Agent, or Firm*—Christensen O'Connor Johnson Kindness PLLC

**U.S. PATENT DOCUMENTS**

3,230,934 A \* 1/1966 Alden ..... 401/112  
D342,089 S 12/1993 Anavil  
D444,498 S 7/2001 Izushima  
D469,467 S 1/2003 Briggli  
D483,066 S \* 12/2003 Takanashi ..... D19/43  
D489,088 S \* 4/2004 Arita et al. .... D19/43  
D491,983 S 6/2004 Izushima  
D500,519 S \* 1/2005 Keda ..... D19/50  
D500,522 S \* 1/2005 Rommel ..... D19/51  
D503,742 S 4/2005 Mori  
D505,156 S 5/2005 Tatic  
D508,077 S 8/2005 Bhavnani  
D510,598 S \* 10/2005 Qiu ..... D19/43  
D522,579 S 6/2006 Sim  
D544,034 S 6/2007 Qiu  
D559,315 S 1/2008 Qiu  
D559,909 S 1/2008 Qiu  
D562,388 S 2/2008 Qiu  
D569,437 S \* 5/2008 Shimizu ..... D19/57  
D578,572 S 10/2008 Qiu  
D580,493 S 11/2008 Fei

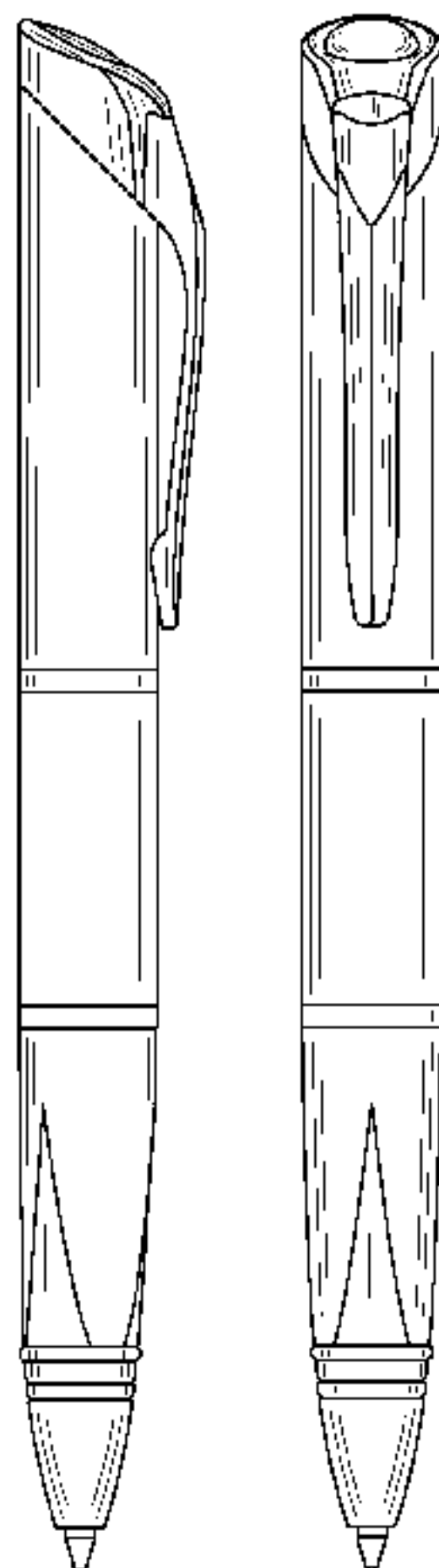
(57) **CLAIM**

The ornamental design for a pen, as shown and described.

**DESCRIPTION**

FIG. 1 is an upper front left perspective view of a pen showing my new design;  
FIG. 2 is a left side elevation view thereof;  
FIG. 3 is an enlarged top plan view thereof;  
FIG. 4 is a front elevation view thereof;  
FIG. 5 is a right side elevation view thereof;  
FIG. 6 is an enlarged bottom plan view thereof; and,  
FIG. 7 is a rear elevation view thereof.

**1 Claim, 3 Drawing Sheets**



# US D607,933 S

Page 2

---

## U.S. PATENT DOCUMENTS

D595,355 S 6/2009 Li

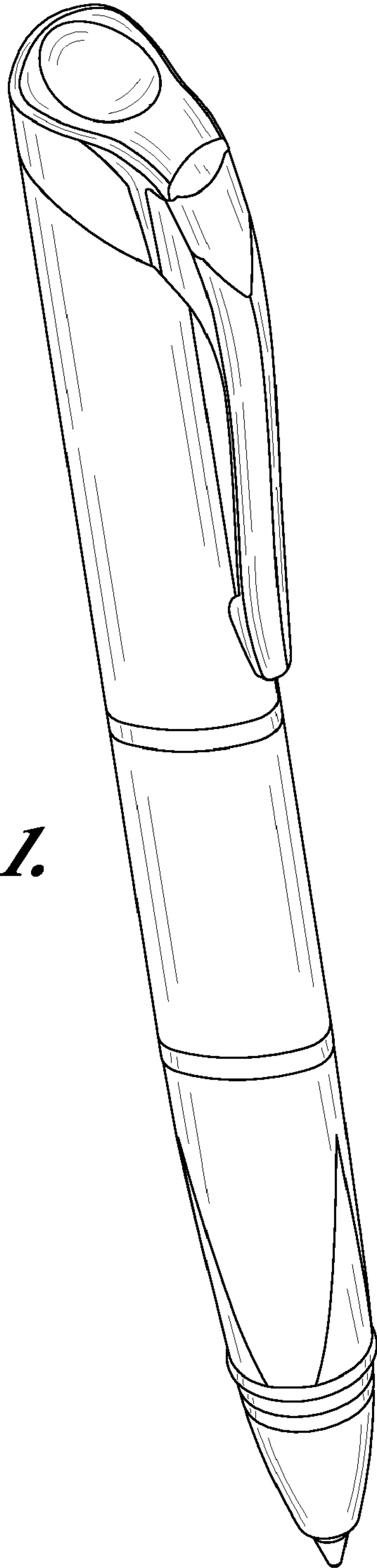
## FOREIGN PATENT DOCUMENTS

EM 001065585-0001 \* 12/2008

EM 001065585-0003 \* 12/2008

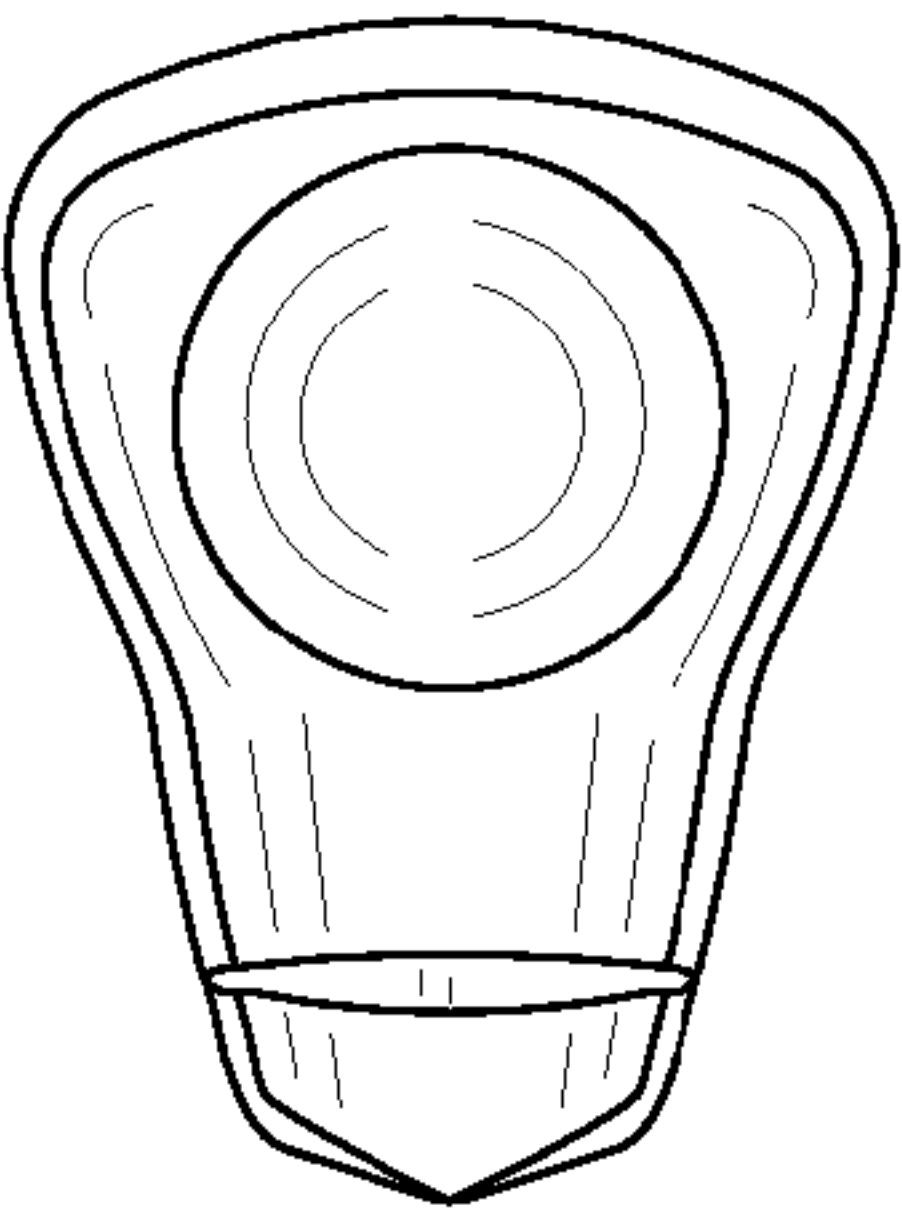
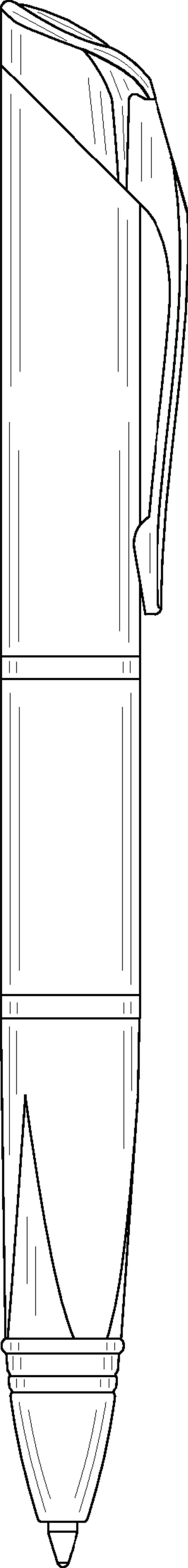
## OTHER PUBLICATIONS

Li, B., "Pen," U.S. Appl. No. 29/338,979, filed Jun. 22, 2009.  
Wang, W., "Pen," U.S. Appl. No. 29/330,713, filed Jan. 13, 2009.  
Zhang, B., "Pen," U.S. Appl. No. 29/329,946, filed Dec. 23, 2008.  
Zhang, B., "Pen," U.S. Appl. No. 29/330,723, filed Jan. 13, 2009.  
Zhang, B., "Pen," U.S. Appl. No. 29/330,725, filed Jan. 13, 2009.  
\* cited by examiner




*Fig. 1.*

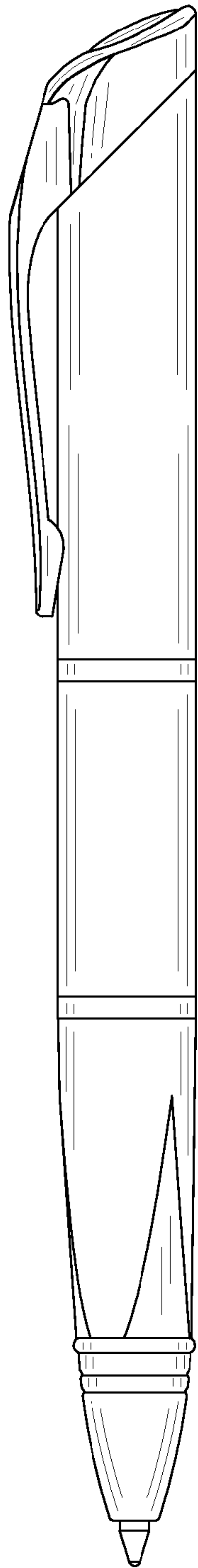
*Fig. 2.*



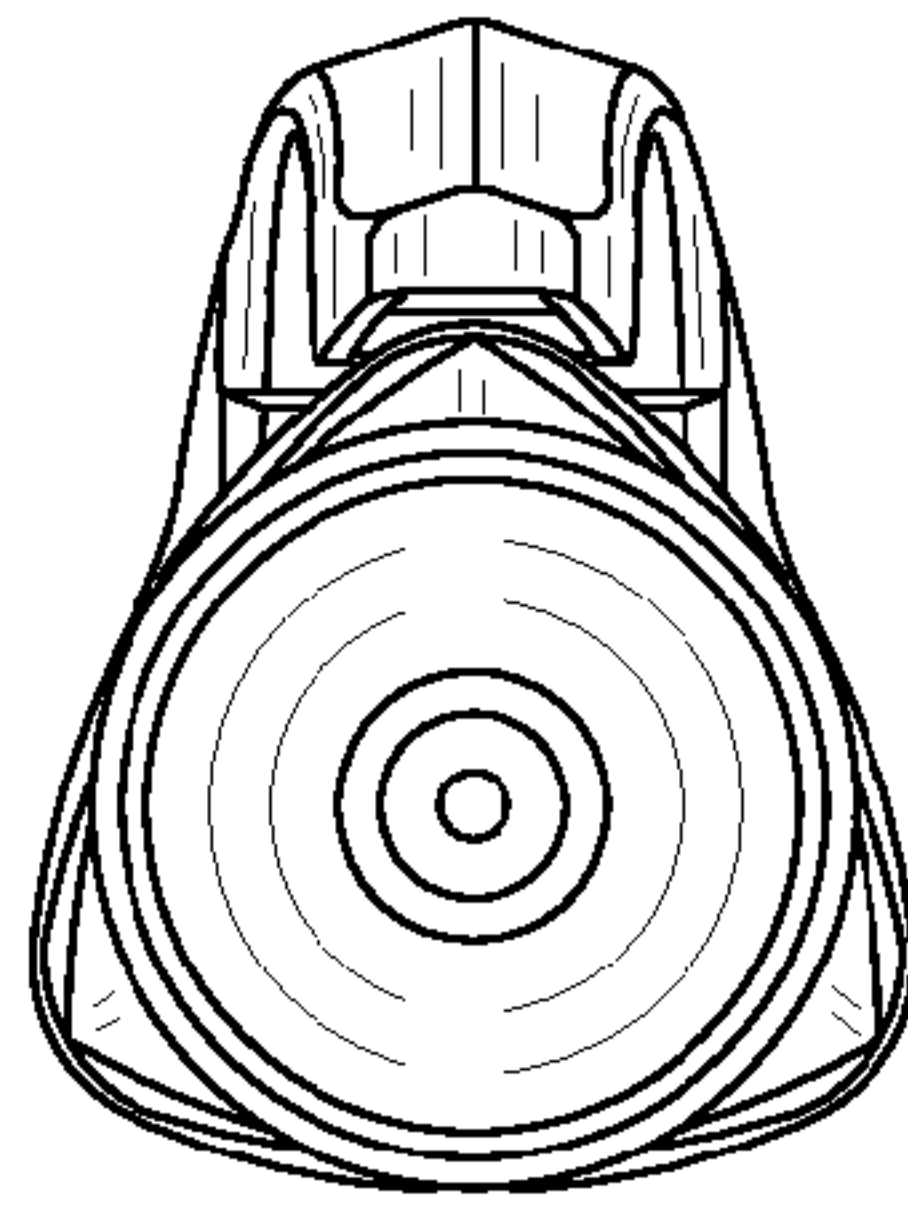
*Fig. 3.*

*Fig. 4.*






*Fig. 5.*



*Fig. 6.*



*Fig. 7.*