



US00D607931S

(12) **United States Design Patent**  
**Liu**

(10) **Patent No.:** **US D607,931 S**  
(45) **Date of Patent:** **\*\* Jan. 12, 2010**

(54) **PEN**  
(75) **Inventor:** **Liang Liu, Ningbo (CN)**  
(73) **Assignee:** **Beifa Group Co., Ltd., Ningbo (CN)**  
(\*\*) **Term:** **14 Years**  
(21) **Appl. No.:** **29/330,032**  
(22) **Filed:** **Dec. 26, 2008**

D566,360 S 4/2008 Ungaro  
7,377,708 B2 5/2008 Hageman  
D572,755 S 7/2008 Brigham  
D576,210 S 9/2008 Qiu  
D581,460 S 11/2008 Zhao

(30) **Foreign Application Priority Data**  
Jun. 28, 2008 (CN) ..... 2008 3 0128018

(51) **LOC (9) Cl.** ..... **19-06**  
(52) **U.S. Cl.** ..... **D19/44**  
(58) **Field of Classification Search** ..... D19/35,  
D19/36, 41-51, 53-57; 24/11 F, 11 P, 11 R;  
401/52, 99, 100, 104-109, 192, 195, 196  
See application file for complete search history.

(56) **References Cited**

**U.S. PATENT DOCUMENTS**

4,833,902 A 5/1989 Mori  
D344,541 S 2/1994 Guo  
D449,857 S 10/2001 Rosenbaum  
D450,765 S \* 11/2001 Rosenbaum ..... D19/36  
D465,805 S 11/2002 Hu  
D467,617 S \* 12/2002 Soetewey ..... D19/69  
D474,239 S 5/2003 Rosenbaum  
D475,088 S 5/2003 Cetera  
D482,066 S \* 11/2003 Hung ..... D19/43  
D483,805 S 12/2003 Ikeda  
D495,363 S 8/2004 Qiu  
D495,744 S 9/2004 Ikeda  
D497,643 S 10/2004 Nishida  
D505,976 S 6/2005 Qiu  
D508,714 S 8/2005 Koch  
6,997,229 B2 \* 2/2006 Marschand et al. .... 156/577  
7,063,120 B2 \* 6/2006 Huthmacher et al. .... 156/577  
D532,457 S \* 11/2006 Chen ..... D19/69  
D541,858 S \* 5/2007 Yeh ..... D19/44  
D566,175 S 4/2008 Qiu

(Continued)

**FOREIGN PATENT DOCUMENTS**

EM 000784665-0001 \* 8/2007

**OTHER PUBLICATIONS**

Liu, L., "Pen" U.S. Appl. No. 29/330,030, filed Dec. 26, 2008.

*Primary Examiner*—Elizabeth A Albert  
(74) *Attorney, Agent, or Firm*—Christensen O'Connor  
Johnson Kindness PLLC

(57) **CLAIM**

The ornamental design for a pen, as shown and described.

**DESCRIPTION**

FIG. 1 is a lower rear right perspective view of a pen showing my new design;

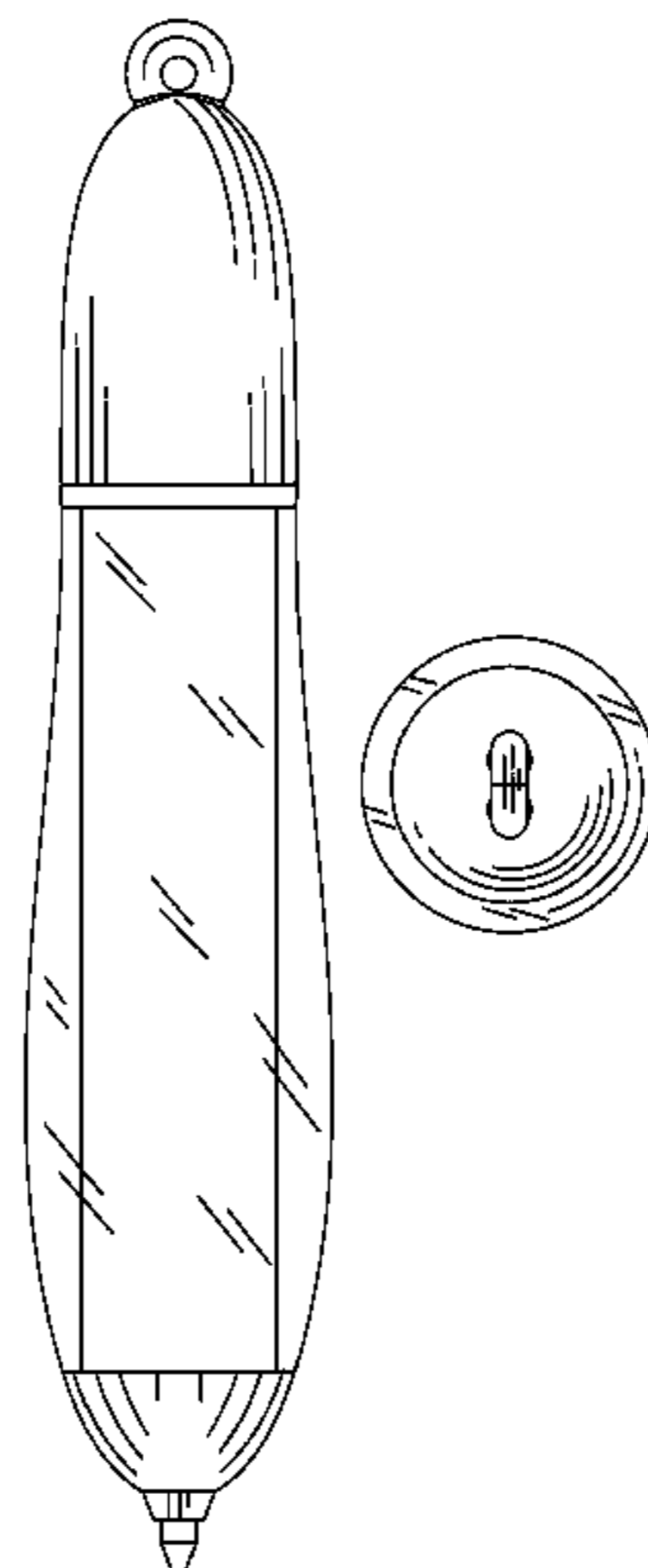
FIG. 2 is a right side elevation view of the pen shown in FIG. 1, with a left side elevation view being a mirror image thereof;

FIG. 3 is a front elevation view of the pen shown in FIG. 1, with a rear elevation view being a mirror image thereof;

FIG. 4 is a top plan view thereof; and,

FIG. 5 is a bottom plan view thereof.

**1 Claim, 3 Drawing Sheets**



# US D607,931 S

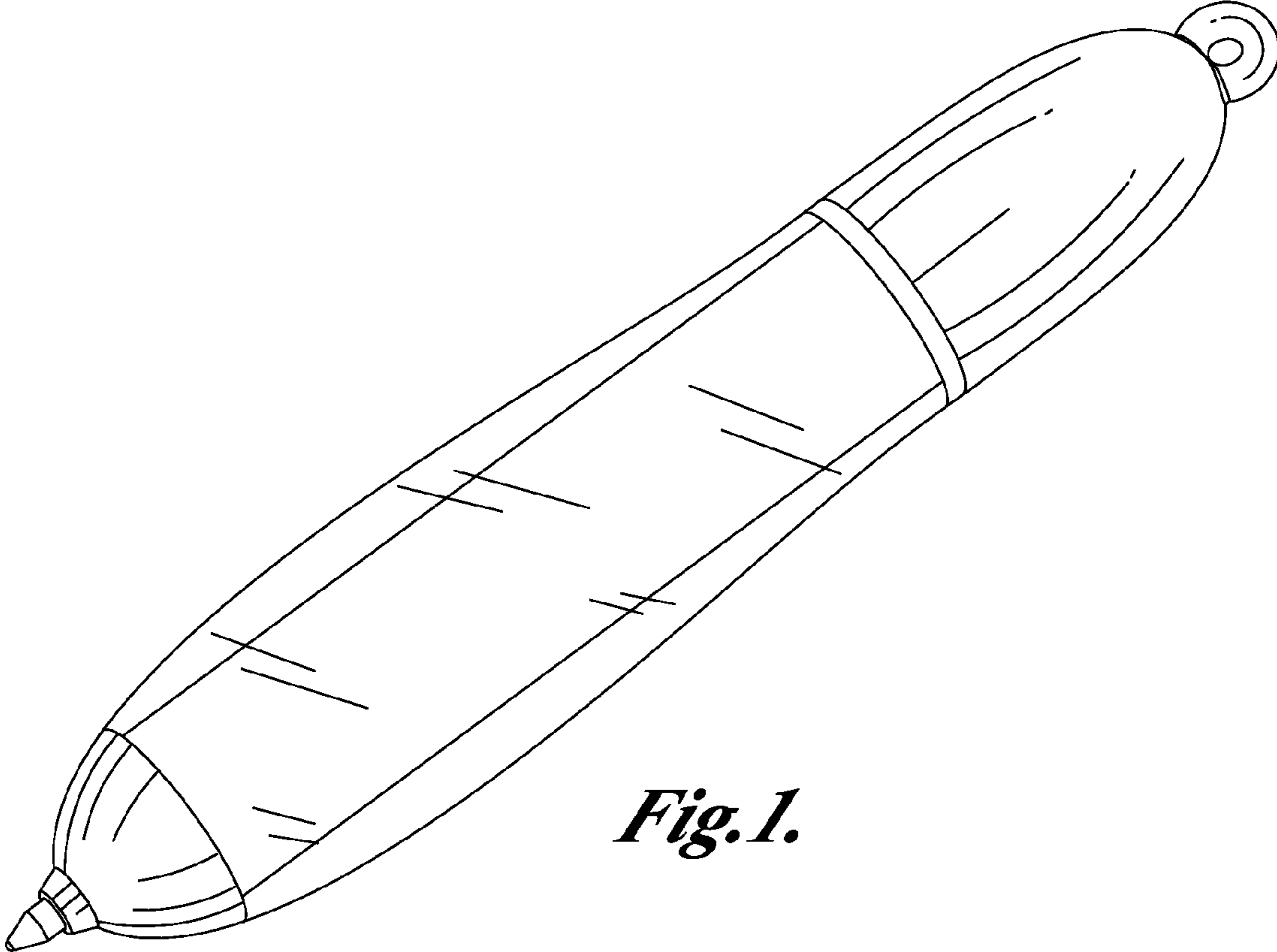
Page 2

---

## U.S. PATENT DOCUMENTS

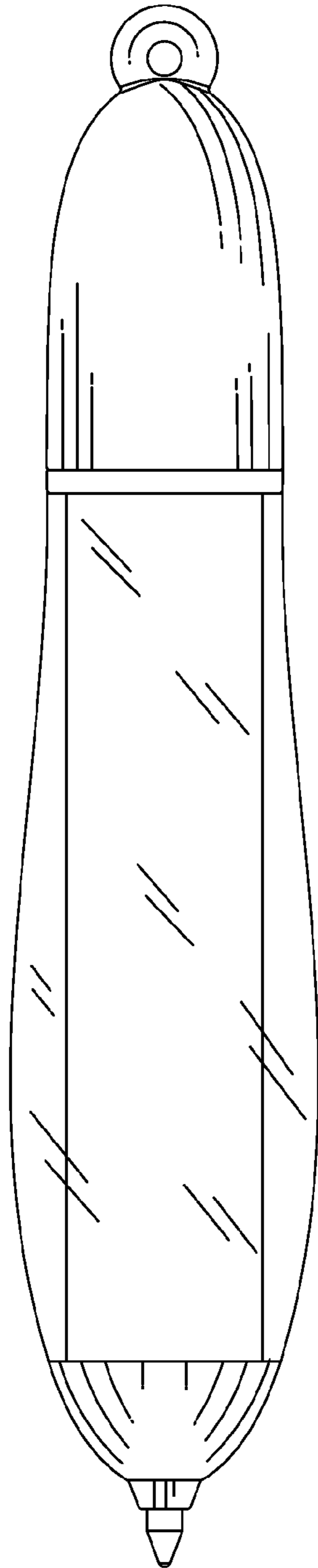
D581,466 S	*	11/2008	Lin	.....	D19/69	D591,345 S	4/2009	Yu	
D583,411 S		12/2008	Zhao			D591,346 S	4/2009	Yu	
D583,412 S		12/2008	Li			2005/0056376 A1*	3/2005	Marschand et al.	..... 156/540

\* cited by examiner

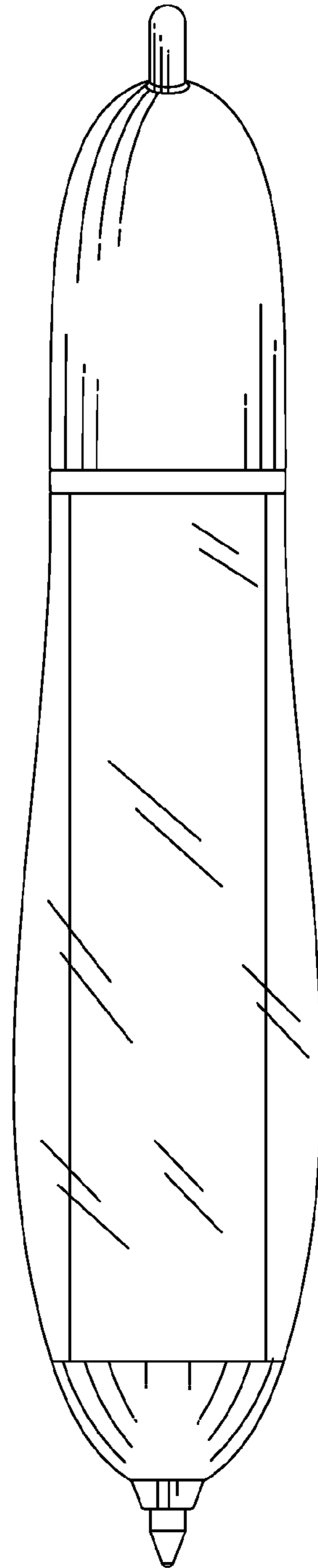


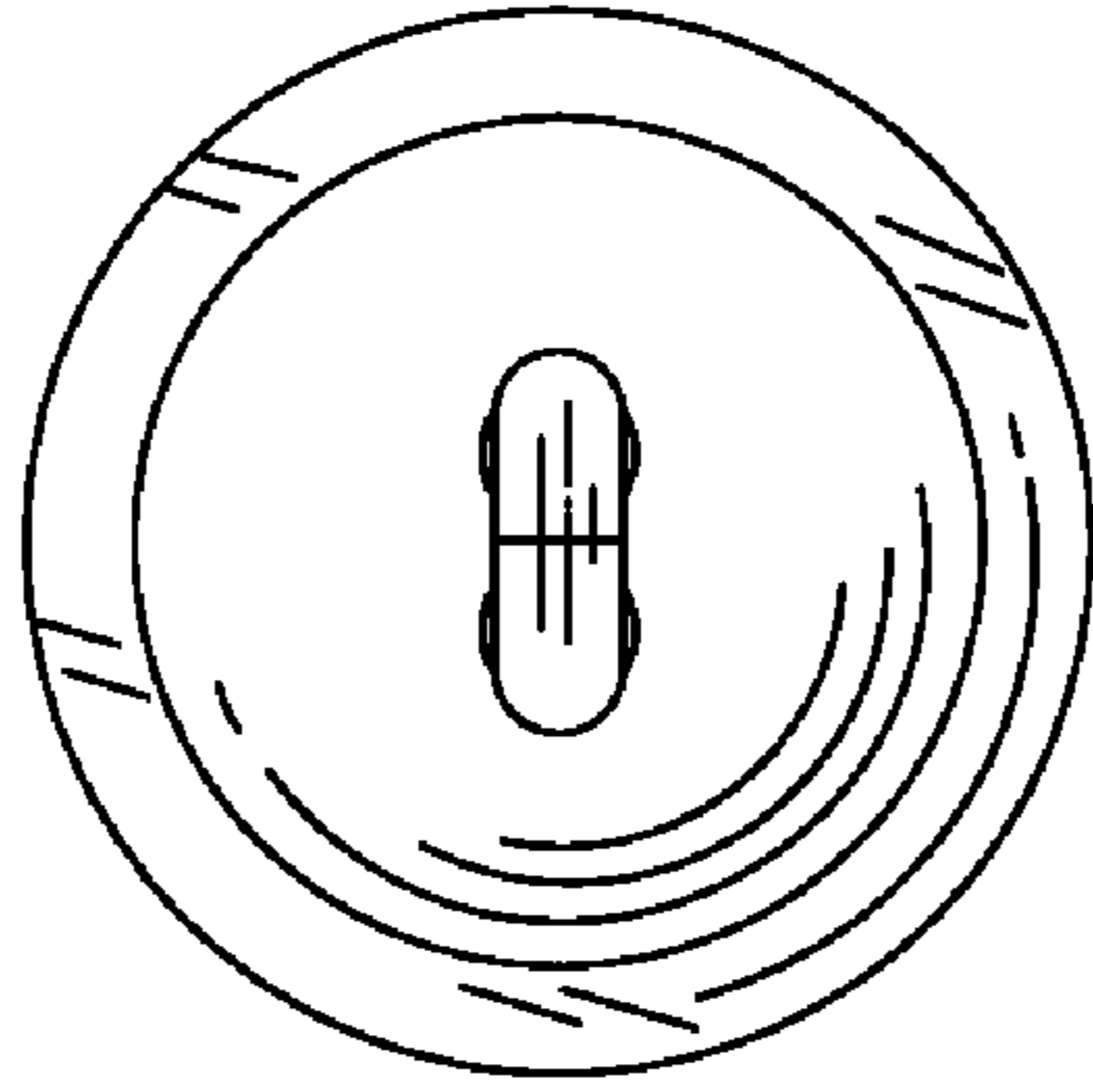
*Fig. 1.*

*Fig. 2.*

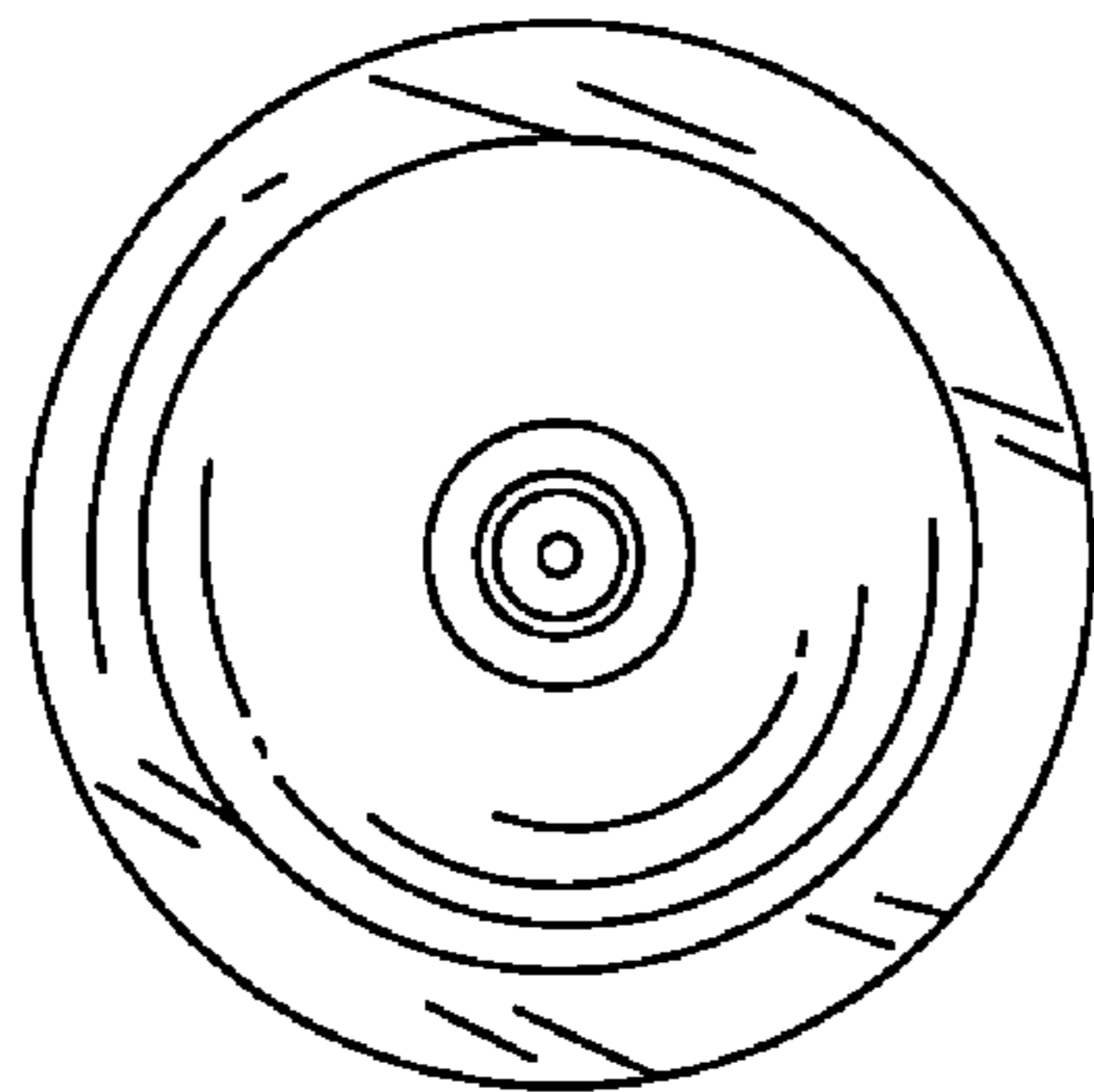


*Fig. 3.*





*Fig. 4.*



*Fig. 5.*