



US00D607901S

(12) **United States Design Patent**  
**Hartman**

(10) **Patent No.:** **US D607,901 S**  
(45) **Date of Patent:** **\*\* Jan. 12, 2010**

(54) **HUMAN-POWERED LAWNMOWER**

(76) **Inventor:** **Steven Wayne Hartman**, 13510 El Mar Ave., Poway, CA (US) 92064

(\*\*) **Term:** **14 Years**

(21) **Appl. No.:** **29/285,741**

(22) **Filed:** **Apr. 10, 2007**

(51) **LOC (9) Cl.** ..... **15-03**

(52) **U.S. Cl.** ..... **D15/14**

(58) **Field of Classification Search** ..... D15/14,  
D15/16; 56/1, 14.8, 249, 252, 254, 255,  
56/DIG. 2

See application file for complete search history.

(56) **References Cited**

**U.S. PATENT DOCUMENTS**

613,834	A *	11/1898	Burnet	56/198
1,049,190	A *	12/1912	Anderson	56/14.8
1,749,189	A *	3/1930	Mack	180/19.1
D111,873	S *	10/1938	Clemson	D15/17
D116,847	S *	9/1939	Kluter	D15/16
D116,851	S *	9/1939	Kluter	D15/17
D117,965	S *	12/1939	Stark	D15/16
2,197,264	A *	4/1940	Cooper	56/15.3
2,433,126	A *	12/1947	Kersey	56/249
D161,690	S *	1/1951	Heineke	D15/16
D185,264	S *	5/1959	Cornwell	D15/16
3,003,300	A *	10/1961	Jepson	56/10.8
D219,394	S *	12/1970	Graham et al.	D15/16
3,971,196	A *	7/1976	Stevenson	56/17.1
4,112,656	A *	9/1978	Ranko et al.	56/320.1
D266,428	S *	10/1982	Green	D15/16
4,455,816	A *	6/1984	Porath	56/249
5,274,987	A *	1/1994	Wiener	56/14.8

5,388,393	A *	2/1995	Woodling	56/2
5,706,637	A *	1/1998	Hamilton	56/1
D514,129	S *	1/2006	Henssler et al.	D15/14
D514,130	S *	1/2006	Henssler et al.	D15/14

\* cited by examiner

*Primary Examiner*—Stella M Reid

*Assistant Examiner*—Mark A Goodwin

(74) *Attorney, Agent, or Firm*—Eric Hanscom; Todd Langford

(57) **CLAIM**

The ornamental design for a human-powered lawnmower, as shown and described.

**DESCRIPTION**

FIG. 1 is a perspective view of a human-powered lawnmower showing my new design;

FIG. 2 is a Left-side view thereof; with the top portion of the frame removed for ease of illustration;

FIG. 3 is a Front view thereof;

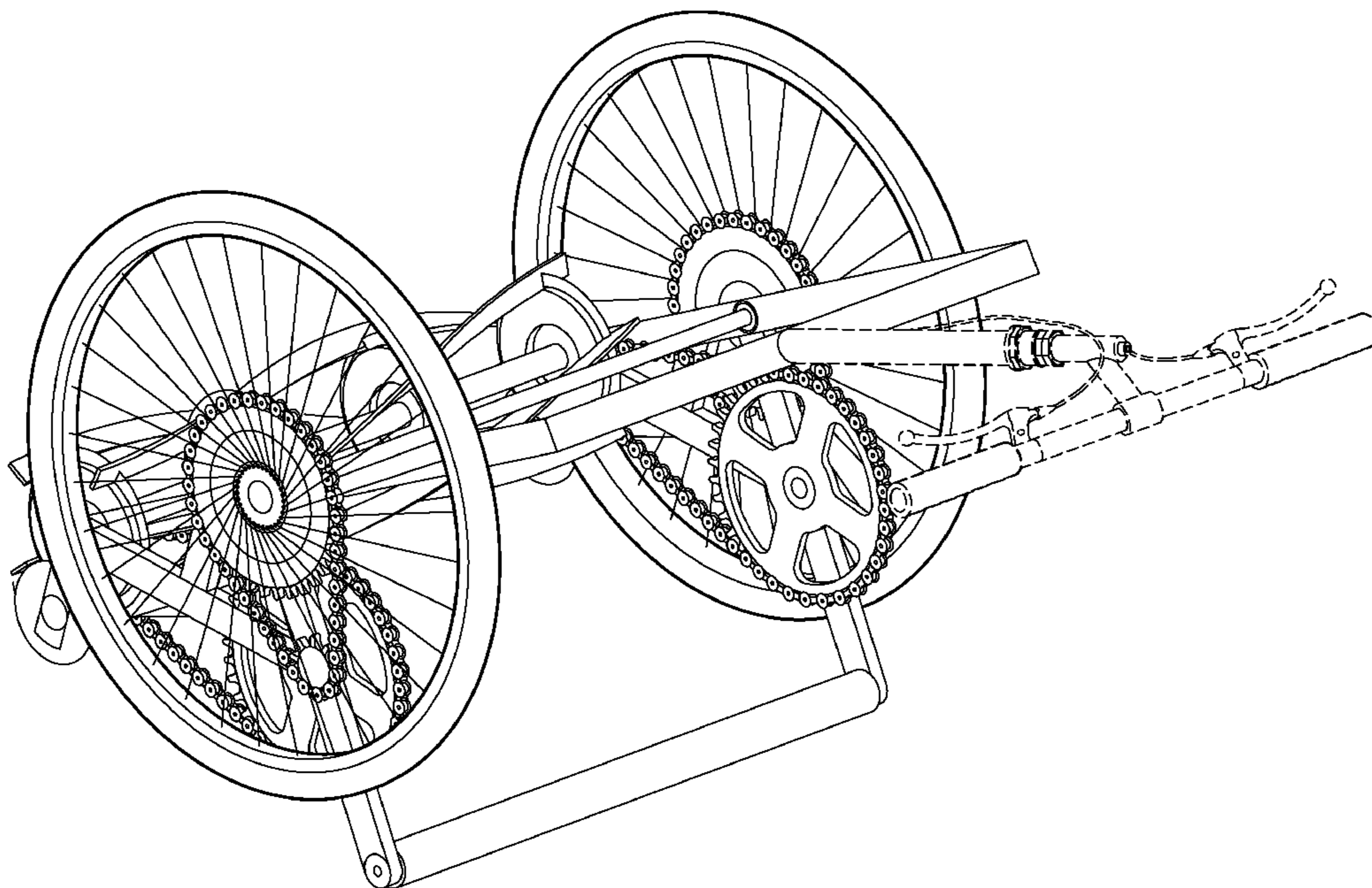
FIG. 4 is a Right-side view thereof; and,

FIG. 5 is a back view thereof.

The application relates to the design of a human-powered lawnmower, consisting of a frame, two large, bicycle-type wheels, several smaller wheels and a roller bar, with a series of gears and chains connecting the various parts. The unique design and appearance of this device are illustrated in the drawings.

The broken line showing the handle bar structure in FIG. 1 is included for the purpose of illustrating environmental structure and forms no part of the claimed design.

**1 Claim, 5 Drawing Sheets**



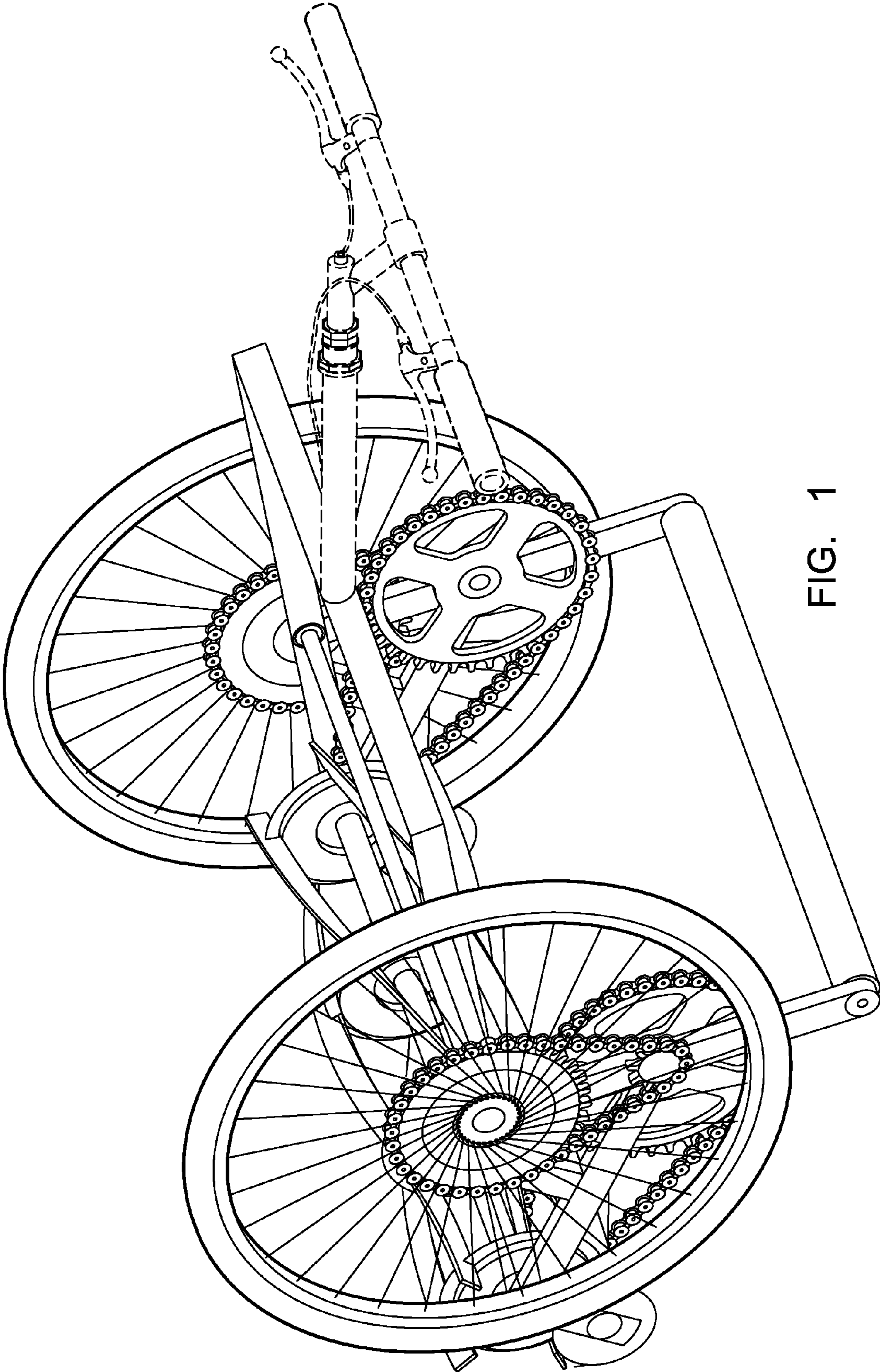
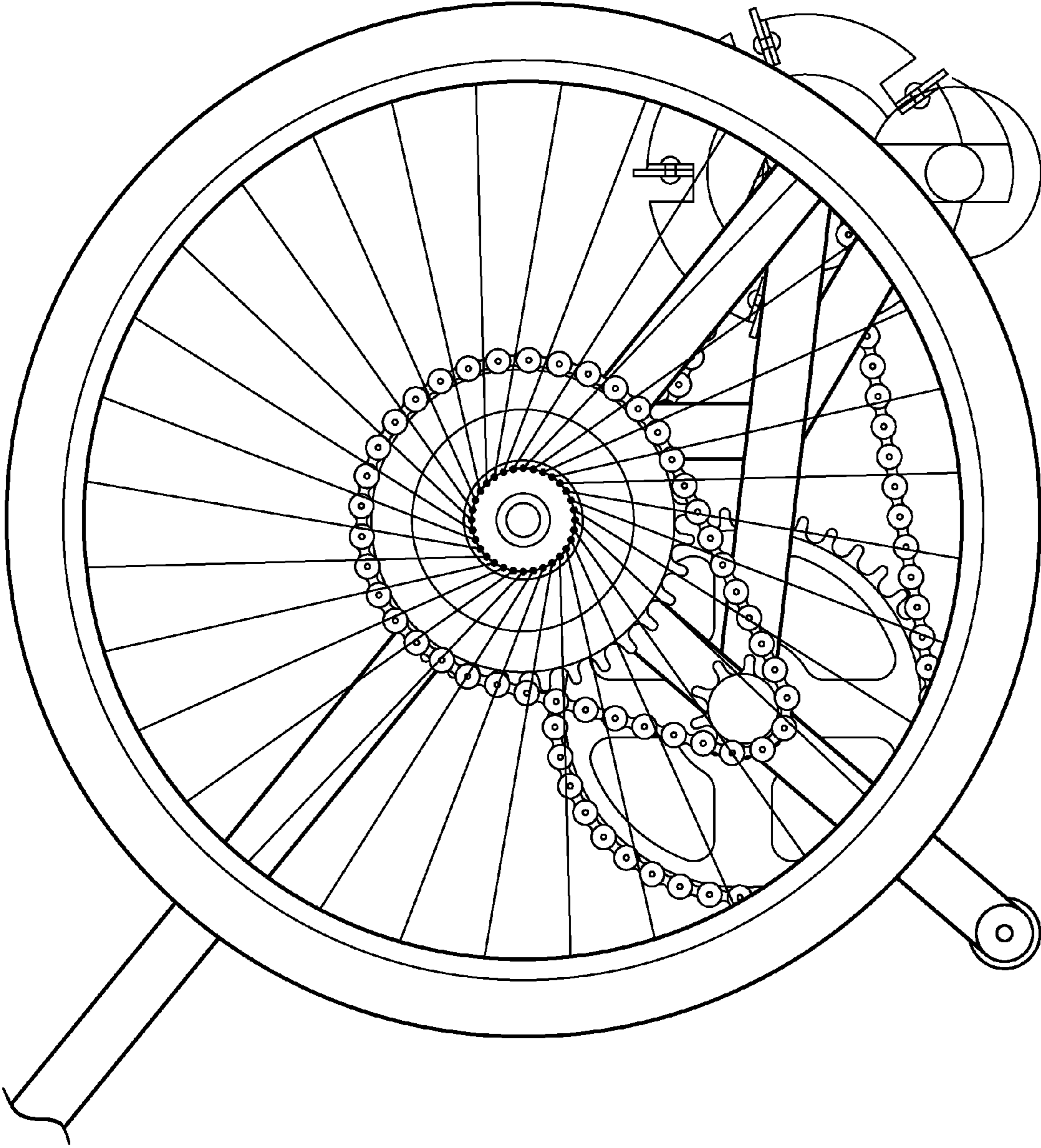


FIG. 1

FIG. 2



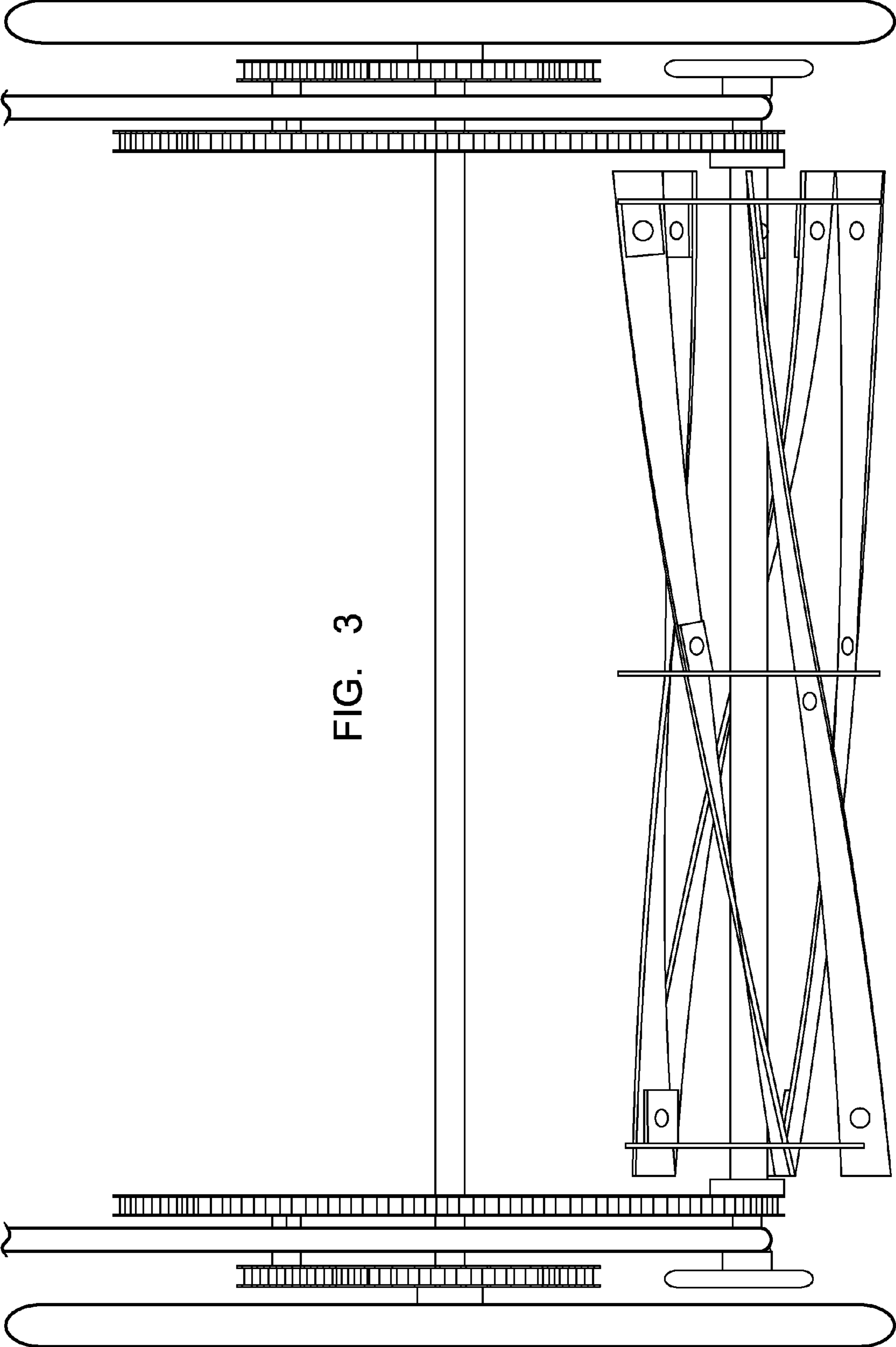


FIG. 3

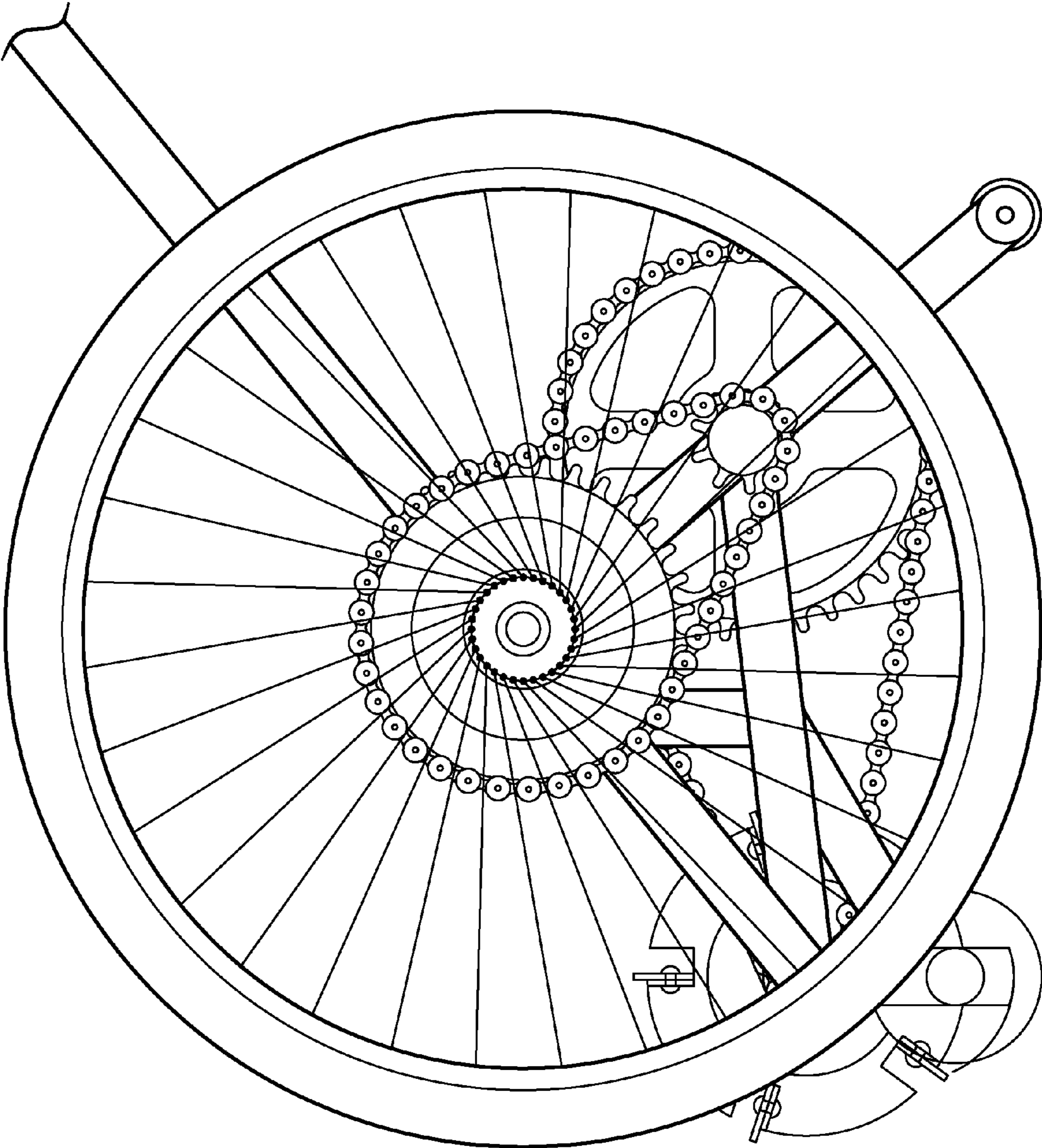


FIG. 4

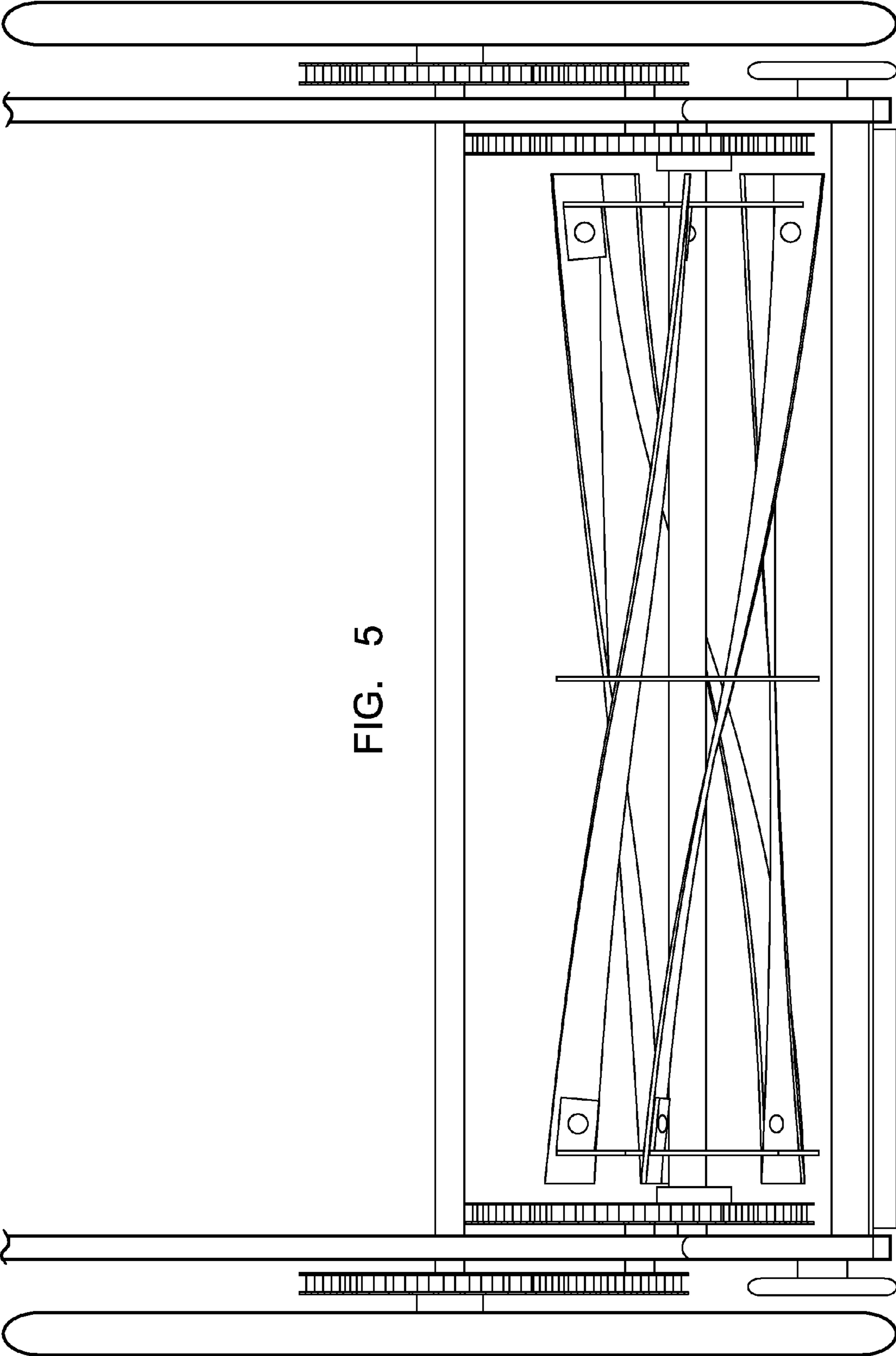


FIG. 5