



US00D607896S

(12) **United States Design Patent**  
**Pieratt et al.**

(10) **Patent No.:** **US D607,896 S**  
(45) **Date of Patent:** **\*\* Jan. 12, 2010**

- (54) **ICON FOR A PORTION OF A DISPLAY SCREEN**
- (75) Inventors: **Bryan Pieratt**, Seattle, WA (US); **Robert Kenneth Stein**, Redmond, WA (US); **Robert Ward Massa**, Seattle, WA (US); **Adrienne E. O'Donnell**, Seattle, WA (US); **Michael A. LaJoie**, Seattle, WA (US); **Michael Curato**, Seattle, WA (US)
- (73) Assignee: **Microsoft Corporation**, Redmond, WA (US)
- (\*\*) Term: **14 Years**

D456,243 S *	4/2002	Davis .....	D9/667
D496,943 S	10/2004	Glaser et al.	
D520,513 S *	5/2006	Butcher et al. ....	D14/488
D523,020 S	6/2006	Hernandez et al.	
D529,511 S *	10/2006	Melander et al. ....	D14/492
D534,178 S	12/2006	Gusmorino et al.	
D534,922 S	1/2007	Liang et al.	
D550,339 S	9/2007	Bucher et al.	
D554,664 S	11/2007	Van Dongen et al.	
D556,771 S	12/2007	O'Donnell et al.	
D556,772 S	12/2007	O'Donnell et al.	
D559,263 S	1/2008	Pieratt et al.	
D572,719 S *	7/2008	Beamish et al. ....	D14/488
D573,155 S *	7/2008	O'Donnell et al. ....	D14/489
D575,796 S *	8/2008	Pieratt et al. ....	D14/489
D589,529 S *	3/2009	O'Donnell et al. ....	D14/489

- (21) Appl. No.: **29/323,027**
- (22) Filed: **Aug. 15, 2008**

**Related U.S. Application Data**

- (62) Division of application No. 29/248,521, filed on Aug. 18, 2006, now Pat. No. Des. 575,796.
- (51) **LOC (9) Cl.** ..... **32-00**
- (52) **U.S. Cl.** ..... **D14/489**
- (58) **Field of Classification Search** ..... D14/485-95; D18/24-33; D19/6, 52, 9, 10; D20/11; D21/324-33; 715/700-867, 973-77  
See application file for complete search history.

**References Cited**

**U.S. PATENT DOCUMENTS**

D382,867 S	8/1997	Arnone	
D383,123 S	9/1997	Arnone	
D396,224 S *	7/1998	Ryan .....	D14/488
5,977,950 A *	11/1999	Rhyne .....	715/856
D437,342 S *	2/2001	Kramer et al. ....	D18/27

\* cited by examiner

*Primary Examiner*—Melanie H Tung  
(74) *Attorney, Agent, or Firm*—Banner & Witcoff, Ltd.

(57) **CLAIM**

The ornamental design for an icon for a portion of a display screen, as shown and described.

**DESCRIPTION**


FIG. 1 is a front view of an icon for a portion of a display screen, according to the new design; and,

FIG. 2 is a front view of a second embodiment thereof.

The broken line showing of the portion of a display screen in the Figures is for illustrative purposes only and forms no part of the claimed design.

The broken line showing in both views of the element within the icon and the unshaded area within it forms no part of the claimed design.

**1 Claim, 2 Drawing Sheets**






FIG. 1




FIG. 2