



US00D607882S

(12) **United States Design Patent**
Nakada et al.

(10) **Patent No.:** **US D607,882 S**

(45) **Date of Patent:** **** Jan. 12, 2010**

(54) **PORTABLE COMPUTER**

(75) Inventors: **Kazuo Nakada**, Sagamihara (JP);
Tomoyuki Takahashi, Fujisawa (JP);
David Wayne Hill, Cary, NC (US);
Richard Sapper, Milan (IT)

(73) Assignee: **Lenovo (Singapore) Pte. Ltd.**,
Singapore (SG)

(**) Term: **14 Years**

(21) Appl. No.: **29/298,322**

(22) Filed: **Dec. 3, 2007**

(30) **Foreign Application Priority Data**

Jun. 6, 2007 (JP) 2007-014971

(51) **LOC (9) Cl.** **14-02**

(52) **U.S. Cl.** **D14/315**

(58) **Field of Classification Search** D14/315-327,
D14/341-345; D18/1, 7; 235/145 A, 145 R;
345/104, 156, 168; 361/680-686
See application file for complete search history.

(56) **References Cited**

U.S. PATENT DOCUMENTS

D362,428 S * 9/1995 Nakada D14/325
D396,701 S * 8/1998 Shima et al. D14/326
D430,117 S * 8/2000 Sachs et al. D14/345
D449,606 S * 10/2001 Lee et al. D14/345

D473,862 S * 4/2003 Tsukuda D14/345
D499,727 S * 12/2004 Kondo D14/318
D504,128 S * 4/2005 Maskatia D14/318
2005/0018396 A1 * 1/2005 Nakajima et al. 361/683
2005/0041378 A1 * 2/2005 Hamada et al. 361/680

* cited by examiner

Primary Examiner—Freda S Nunn

(74) *Attorney, Agent, or Firm*—Antony P. Ng; Dillon &
Yudell LLP

(57) **CLAIM**

The ornamental design for the portable computer, as shown
and described.

DESCRIPTION

FIG. 1 is a front view of a portable computer of the present
invention;

FIG. 2 is a back view of the present invention;

FIG. 3 is a left side view of the present invention;

FIG. 4 is a right side view of the present invention;


FIG. 5 is a top view of the present invention;

FIG. 6 is a perspective view of the present invention with the
portable computer being in an open position; and,

FIG. 7 is a perspective view of the present invention with the
portable computer being in a closed position.

Broken lines shown in the drawings illustrate portions of the
portable computer, and form no part of the claimed design.

1 Claim, 3 Drawing Sheets



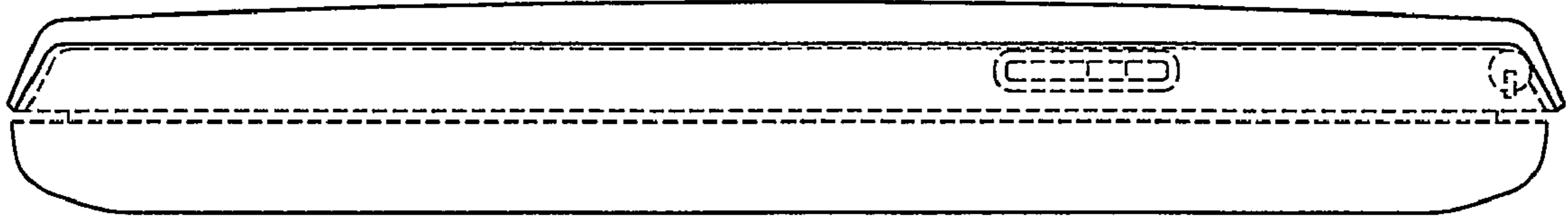


FIG. 1



FIG. 2




FIG. 3

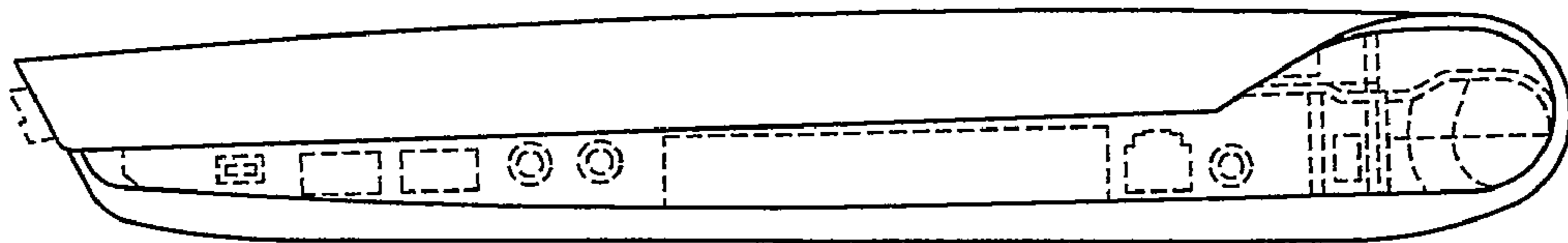


FIG. 4




FIG. 5




FIG. 6

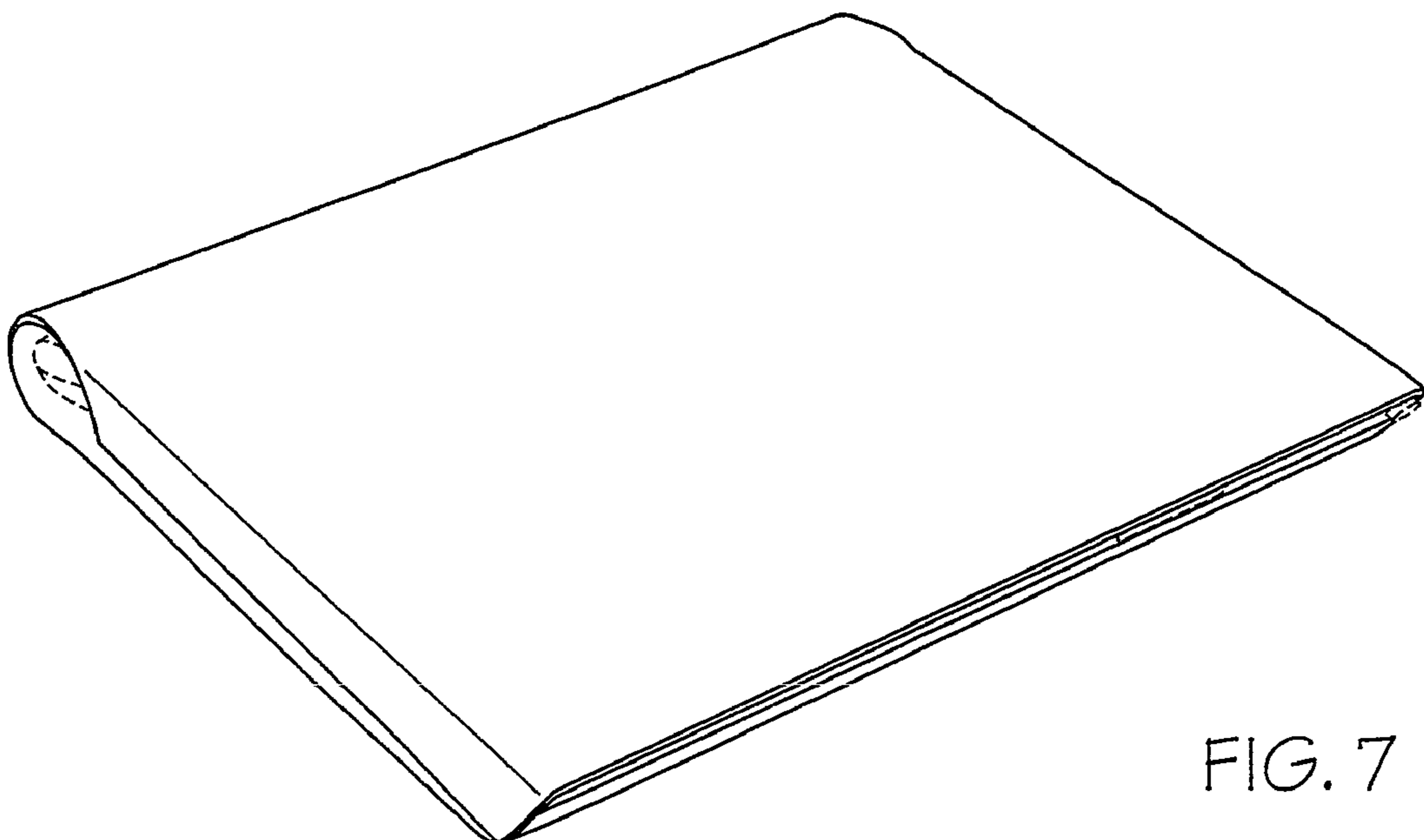


FIG. 7