

US00D607870S

(12) **United States Design Patent**
Lee

(10) **Patent No.:** **US D607,870 S**
(45) **Date of Patent:** **** Jan. 12, 2010**

(54) **DIGITAL AUDIO PLAYER**

(75) Inventor: **Wai Chung David Lee**, Kowloon (HK)

(73) Assignee: **Koninklijke Philips Electronics N.V.**,
Eindhoven (NL)

(**) Term: **14 Years**

(21) Appl. No.: **29/337,153**

(22) Filed: **May 15, 2009**

(30) **Foreign Application Priority Data**

Nov. 18, 2008 (EM) 001040398-0003

(51) **LOC (9) Cl.** **14-03**

(52) **U.S. Cl.** **D14/203.7; D14/203.3;**
D14/496

(58) **Field of Classification Search** D14/496,
D14/401, 435, 474, 483, 217, 137, 138, 160,
D14/168, 356, 203.1-203.8, 507; 345/156,
345/169, 173-179, 905; 715/727-729, 864;
710/1, 5, 8; 713/1, 600; 455/1.1, 1.7, 73,
455/344-347, 93, 95, 3.01-3.06, 550.1, 573.1;
370/342-344; 369/1, 2, 6-12; 463/43-47;
273/148 B

See application file for complete search history.

(56) **References Cited**

U.S. PATENT DOCUMENTS

5,661,632 A * 8/1997 Register 361/679.3

D452,250 S * 12/2001 Chan D14/203.7
6,373,501 B1 * 4/2002 Fiero 715/700
D472,245 S * 3/2003 Andre et al. D14/496
6,671,567 B1 * 12/2003 Dwyer et al. 700/94
D494,188 S * 8/2004 Huang D14/203.3
D520,515 S * 5/2006 Sitoh D14/203.7
7,203,529 B2 * 4/2007 Kim et al. 455/575.1
D565,598 S * 4/2008 Park D14/496

* cited by examiner

Primary Examiner—Prabhakar Deshmukh

(57) **CLAIM**

The ornamental design for a digital audio player, as shown and described.

DESCRIPTION

FIG. 1 is a perspective view of a digital audio player showing my new design;

FIG. 2 is a front elevational view thereof;

FIG. 3 is a rear elevational view thereof;

FIG. 4 is a right side elevational view thereof;

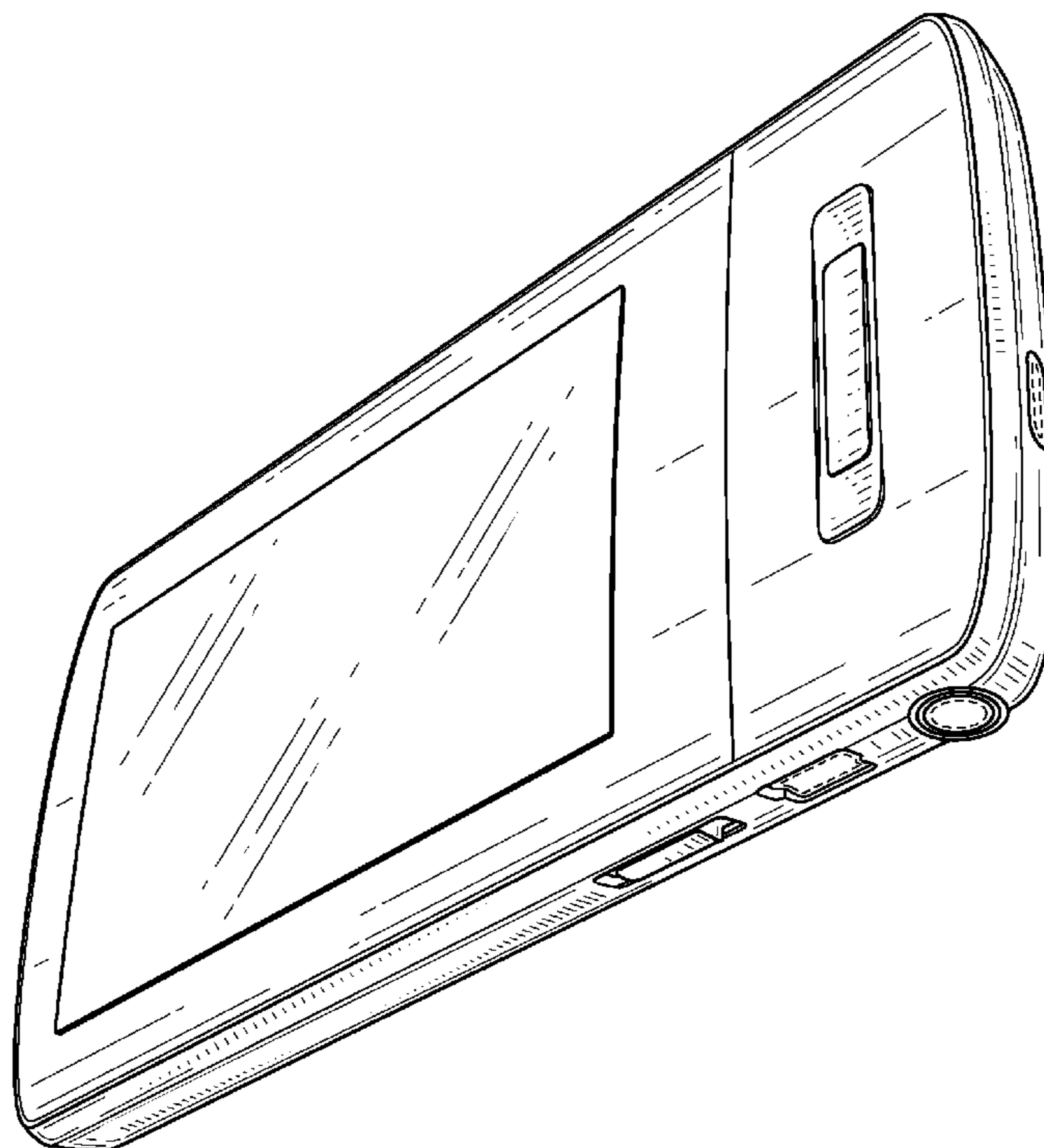
FIG. 5 is a left side elevational view thereof;

FIG. 6 is a top plan view thereof; and,

FIG. 7 is a bottom plan view thereof.

The broken lines environment is for illustrative purpose only and forms no part of the claimed design.

1 Claim, 4 Drawing Sheets



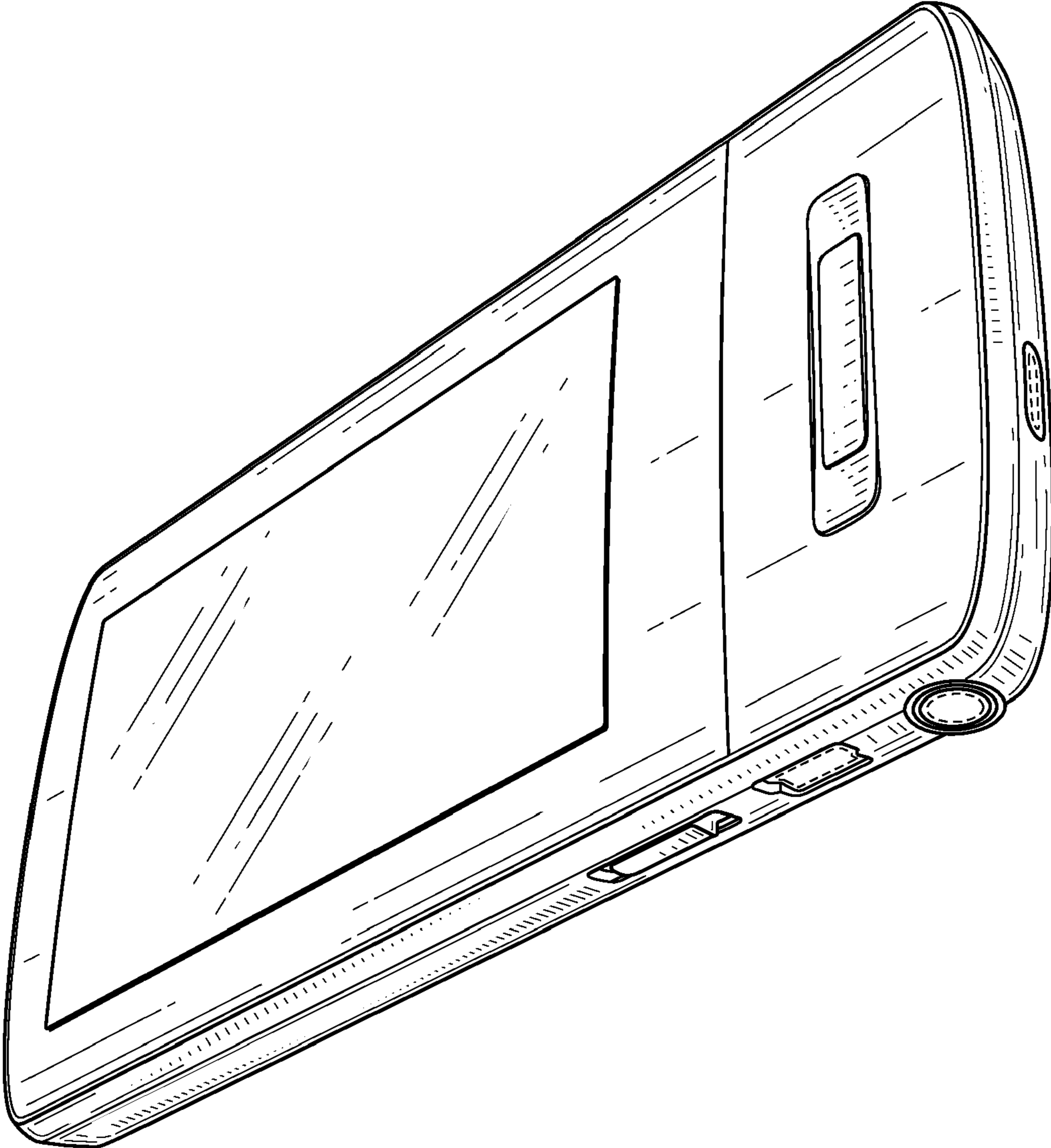


FIG. 1

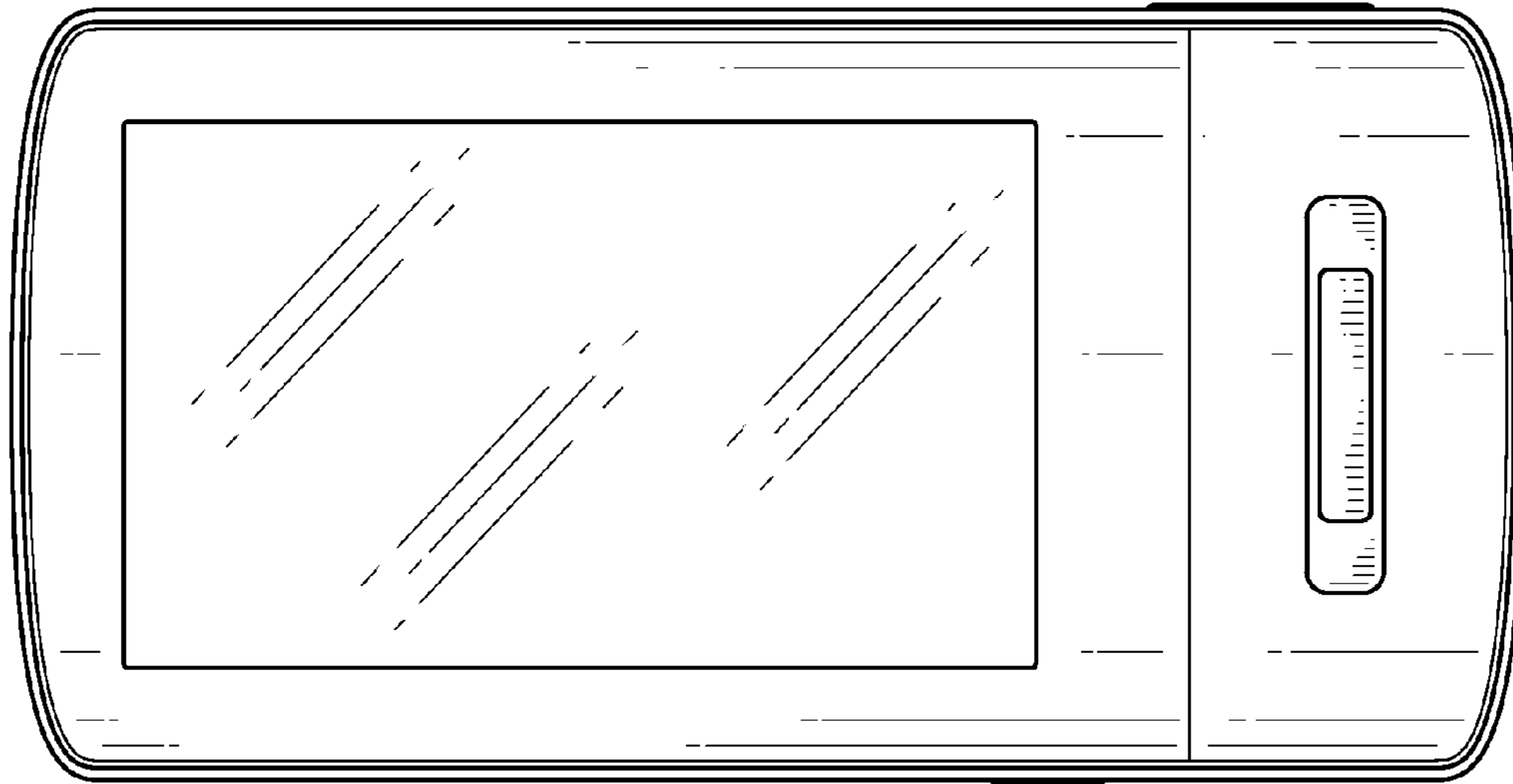


FIG. 2




FIG. 3



FIG. 4



FIG. 5




FIG. 6




FIG. 7