



US00D607864S

(12) **United States Design Patent**  
**Zhou et al.**

(10) **Patent No.:** **US D607,864 S**

(45) **Date of Patent:** **\*\* Jan. 12, 2010**

(54) **MOBILE PHONE**

(75) Inventors: **Xin-Quan Zhou**, Shenzhen (CN);  
**Hsiao-Hua Tu**, Taipei Hsien (TW); **Ye Liu**, Shenzhen (CN)

(73) Assignee: **FIH (Hong Kong) Limited**, Kowloon (HK)

(\*\*) Term: **14 Years**

(21) Appl. No.: **29/329,585**

(22) Filed: **Dec. 18, 2008**

(30) **Foreign Application Priority Data**

Dec. 4, 2008 (CN) ..... 2008 3 0302669

(51) **LOC (9) Cl.** ..... **14-03**

(52) **U.S. Cl.** ..... **D14/138 AA; D14/138 AB**

(58) **Field of Classification Search** ..... D14/138 AA,  
D14/138 R, 138 AD, 341-347, 138 AB; 455/575.1,  
455/575.4, 556.2, 575.3

See application file for complete search history.

(56) **References Cited**

**U.S. PATENT DOCUMENTS**

D348,437	S	*	7/1994	Chan	.....	D14/345
6,144,358	A	*	11/2000	Narayanaswamy et al.	.	345/102
6,259,932	B1	*	7/2001	Constien	.....	455/556.1
D515,541	S	*	2/2006	Jensfelt	.....	D14/138 AA
D531,155	S	*	10/2006	Ahn et al.	.....	D14/138 C
D532,767	S	*	11/2006	Yoshino et al.	.....	D14/138 AA
7,184,805	B2	*	2/2007	Cho et al.	.....	455/575.4
D545,804	S	*	7/2007	Lee	.....	D14/138 AA
D552,584	S	*	10/2007	Lee	.....	D14/138 AA
D555,126	S	*	11/2007	Park et al.	.....	D14/138 AA

(Continued)

**OTHER PUBLICATIONS**

Nokia E90 telephone, announced Feb. 2007, [online], [site visited Aug. 19, 2009]. Available from Internet, <URL: <http://www.gsmarena.com>>.\*

Asus M930 telephone, announced Feb. 2008, [online], [site visited Aug. 19, 2009]. Available from Internet, <URL: <http://www.gsmarena.com>>.\*

Vodafone 725 telephone, announced May 2008, [online], [site visited Aug. 19, 2009]. Available from Internet, <URL: <http://www.gsmarena.com>>.\*

Toshiba G910/G920 telephone, announced Jan. 2008, [online], [site visited Aug. 19, 2009]. Available from Internet, <URL: <http://www.gsmarena.com>>.\*

Motorola A630 telephone, announced 1<sup>st</sup> quarter 2004, [online], [site visited Aug. 19, 2009]. Available from Internet, <URL: <http://www.gsmarena.com>>.\*

*Primary Examiner*—Jeffrey D Asch

(74) *Attorney, Agent, or Firm*—Steven M. Reiss

(57) **CLAIM**

The ornamental design for a mobile phone, as shown and described.

**DESCRIPTION**

FIG. 1 is a perspective view of a mobile phone showing our new design;

FIG. 2 is a front elevational view thereof;

FIG. 3 is a rear elevational view thereof;

FIG. 4 is a left side elevational view thereof;

FIG. 5 is a right side elevational view thereof;

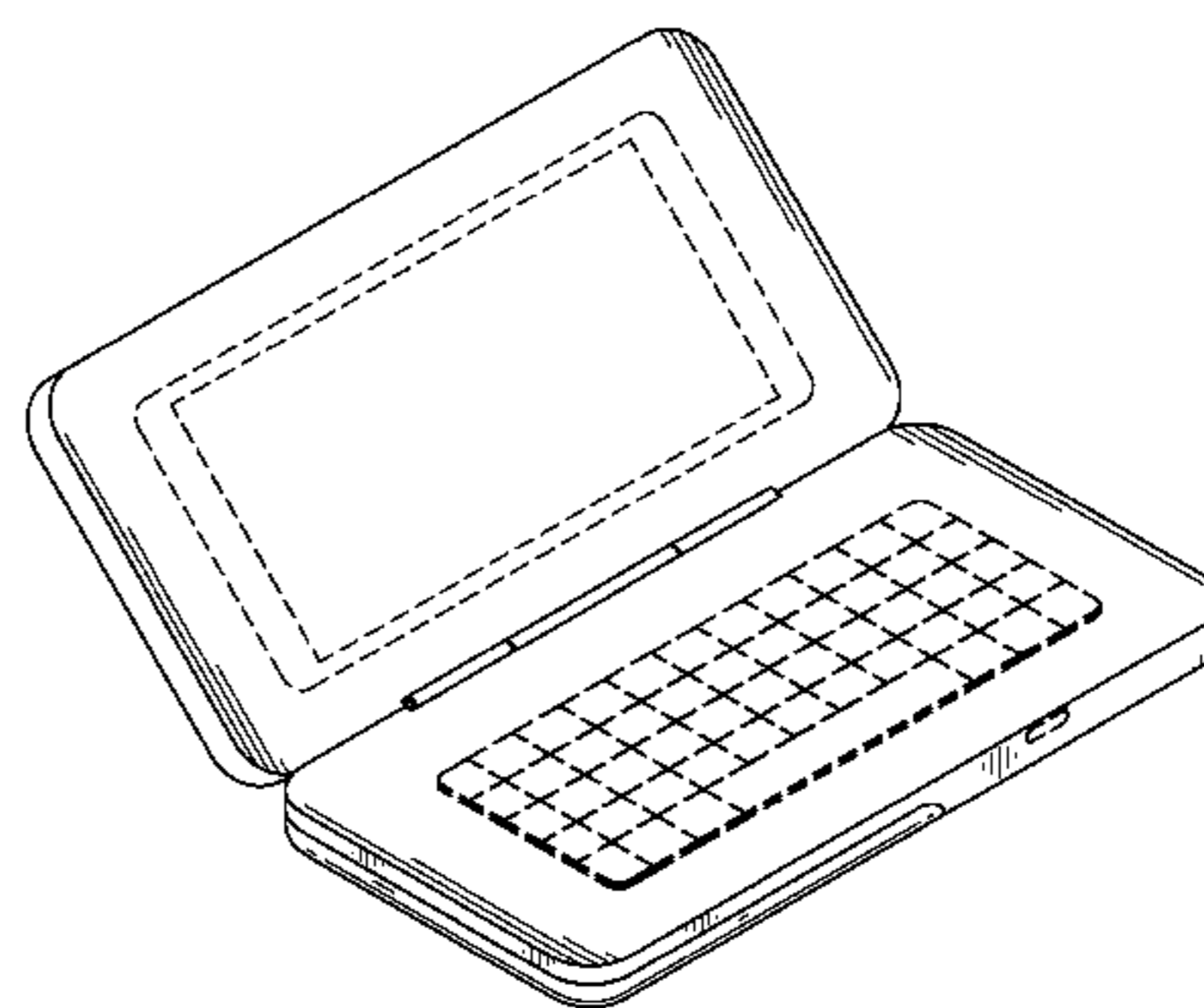
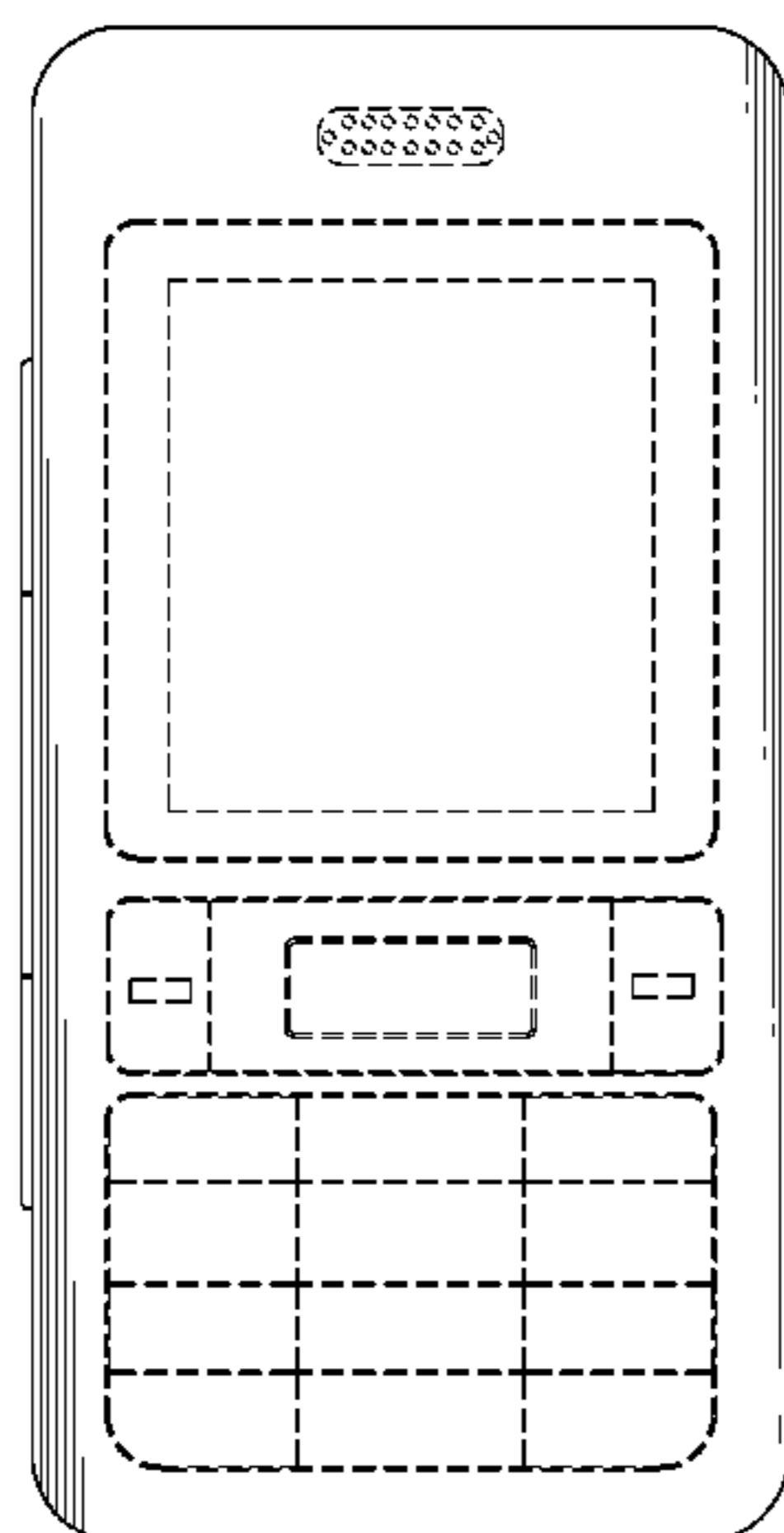
FIG. 6 is a top plan view thereof;

FIG. 7 is a bottom plan view thereof; and,

FIG. 8 is an open view of the mobile phone of FIG. 1.

The broken lines shown throughout the views, which are immediately adjacent to the shaded areas and define unshaded regions, represent the bounds of the claimed design, while all other broken lines are directed to environment and are for illustrative purposes only; the broken lines form no part of the claimed design.

**1 Claim, 8 Drawing Sheets**



# US D607,864 S

Page 2

## U.S. PATENT DOCUMENTS

D555,127 S *	11/2007	Park et al. ....	D14/138 AA	D583,343 S *	12/2008	Lee et al. ....	D14/138 AA
D560,631 S *	1/2008	Sheu et al. ....	D14/138 AA	D587,234 S *	2/2009	Kim et al. ....	D14/138 AD
D561,729 S *	2/2008	Kim et al. ....	D14/138 AA	D590,792 S *	4/2009	Chang et al. ....	D14/138 AA
D563,371 S *	3/2008	Kim et al. ....	D14/138 AA	D591,255 S *	4/2009	Lee et al. ....	D14/138 AA
D565,017 S *	3/2008	Kim et al. ....	D14/138 AA	7,529,568 B2 *	5/2009	Jeun .....	455/575.1
D572,700 S *	7/2008	Kwon et al. ....	D14/138 AA	2005/0113135 A1 *	5/2005	Goebel et al. ....	455/556.1
D573,130 S *	7/2008	Kim et al. ....	D14/138 AA	2006/0073859 A1 *	4/2006	Chou .....	455/575.4
D573,567 S *	7/2008	Chang et al. ....	D14/138 AA	2008/0090618 A1 *	4/2008	Lim et al. ....	455/566
D574,347 S *	8/2008	Lee et al. ....	D14/138 AA	2008/0242359 A1 *	10/2008	Seol et al. ....	455/566
D577,018 S *	9/2008	Lin .....	D14/346	2009/0051666 A1 *	2/2009	Choi et al. ....	345/173

\* cited by examiner

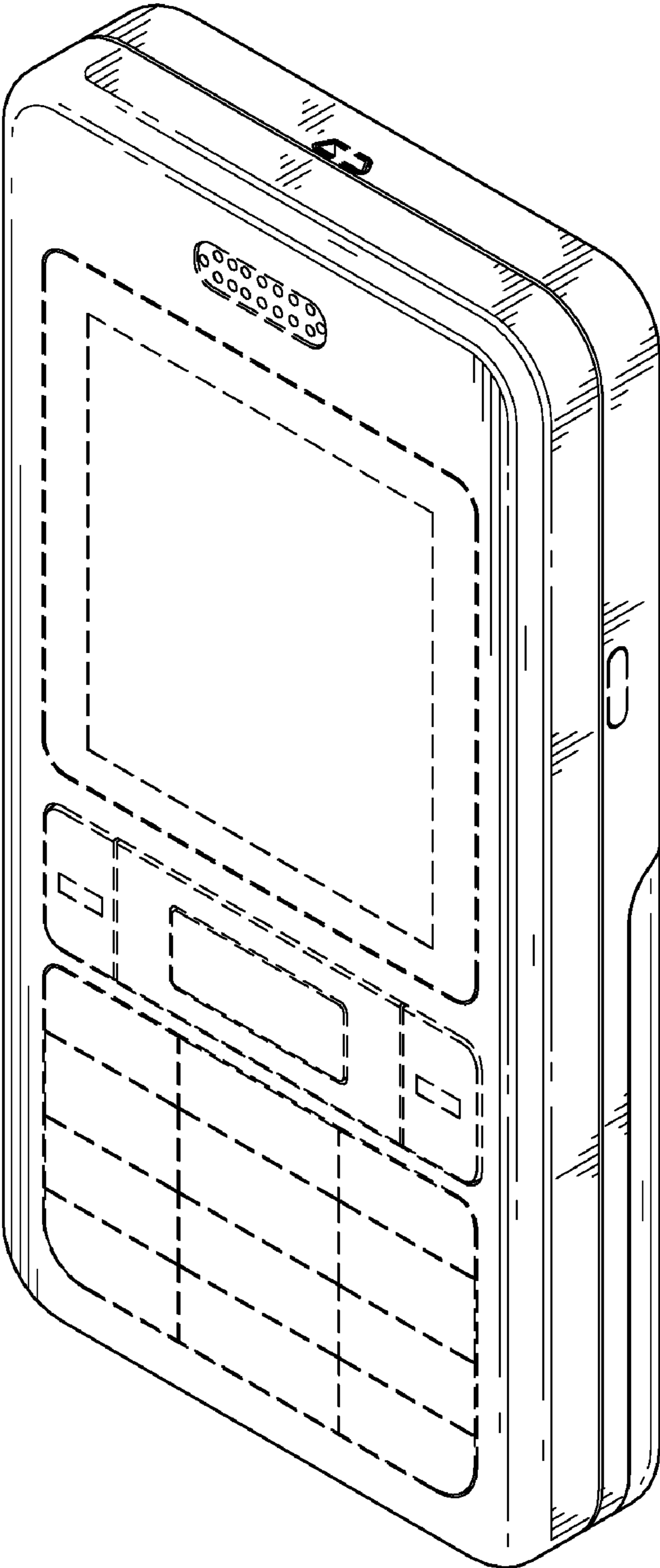


FIG. 1

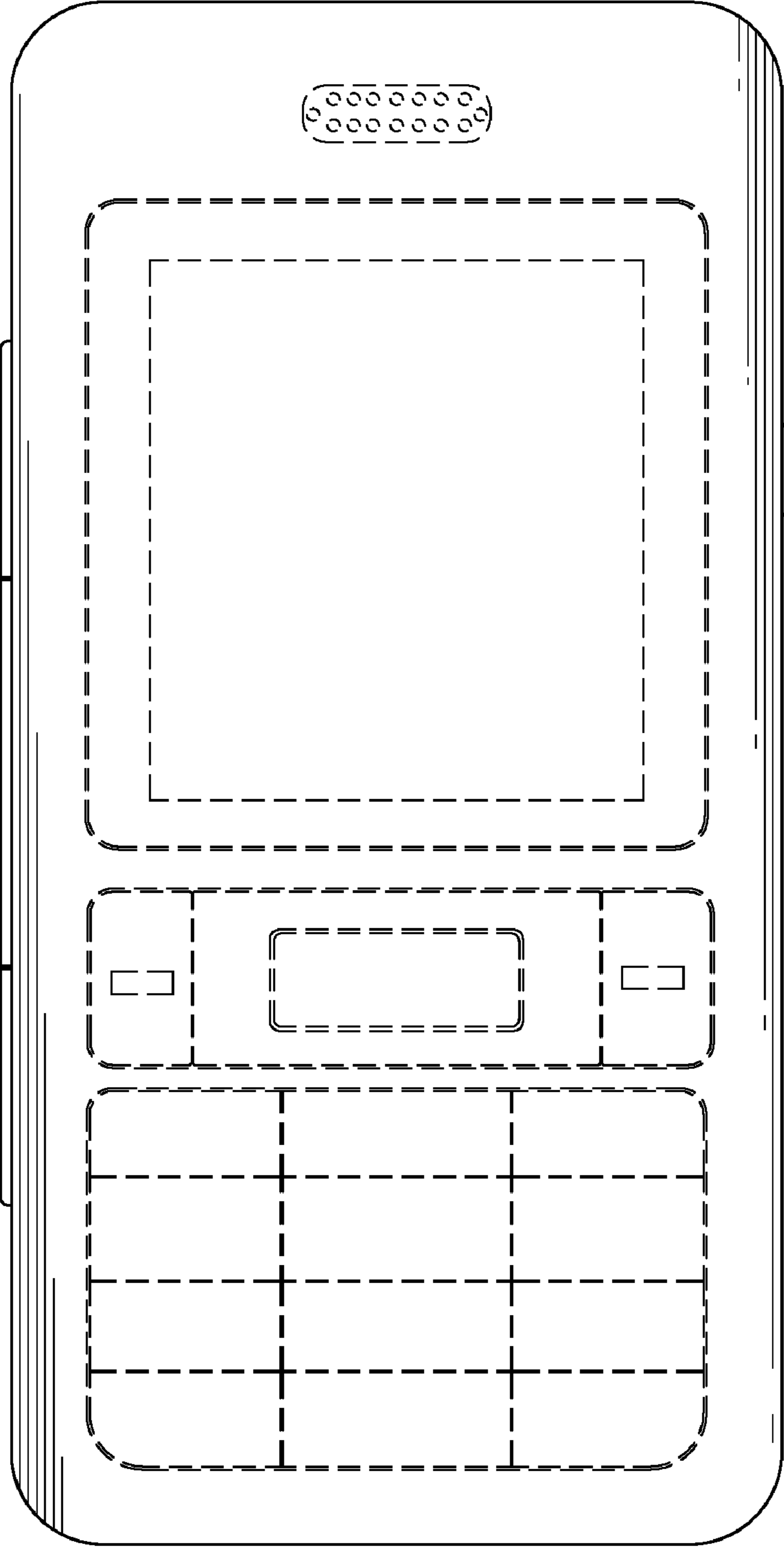


FIG. 2

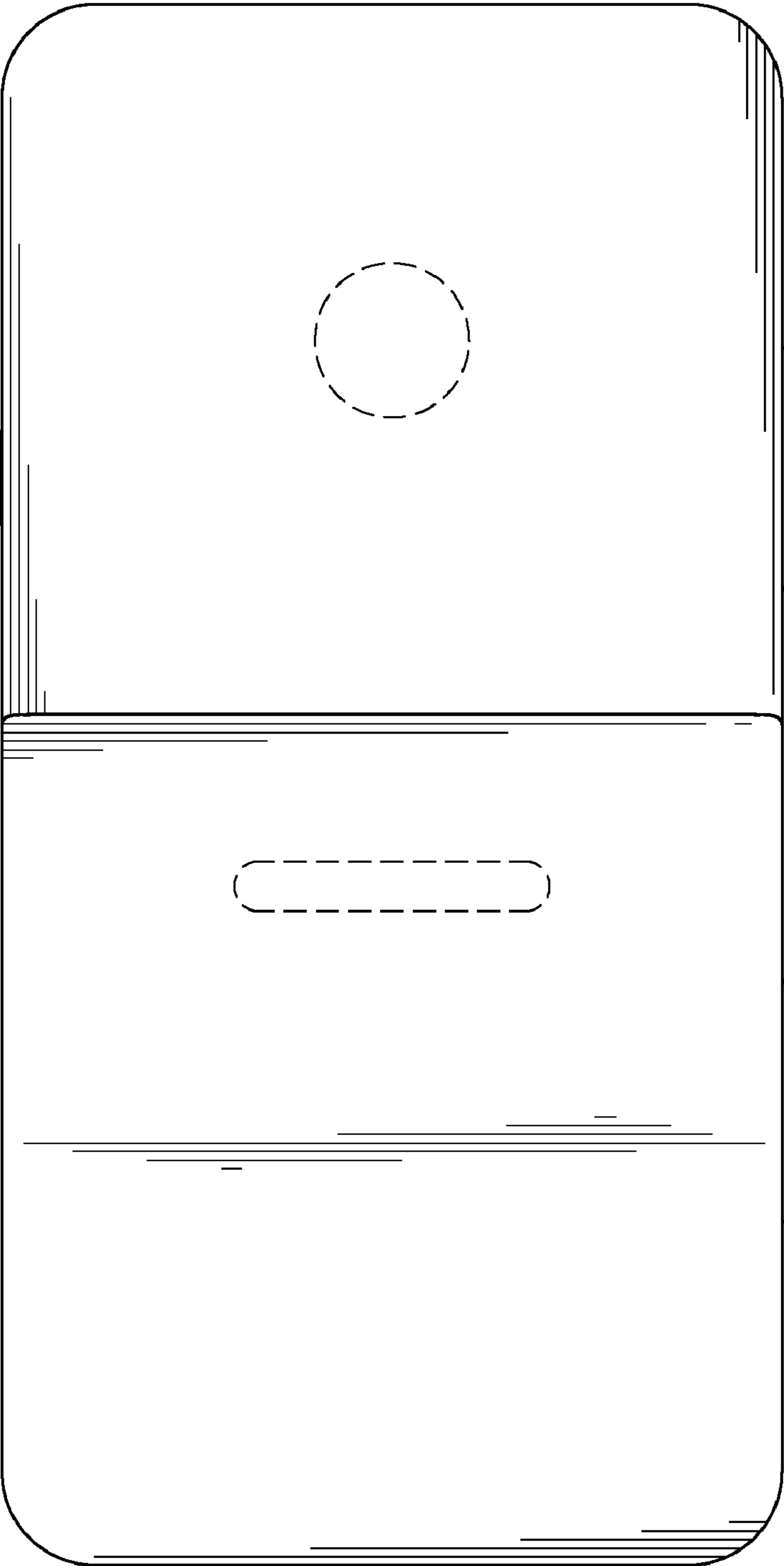


FIG. 3

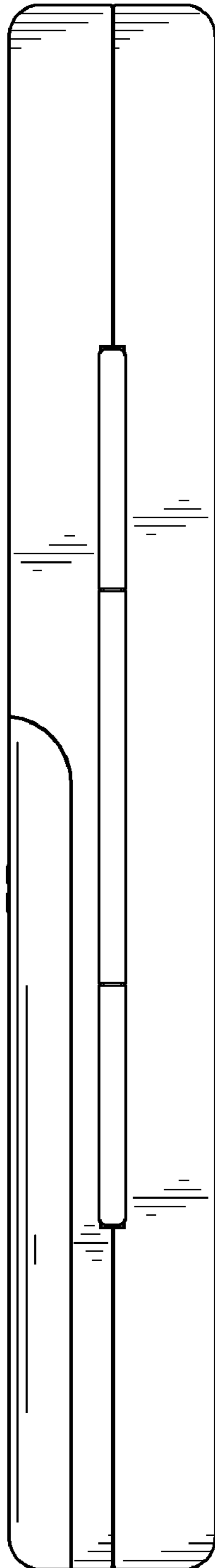


FIG. 4

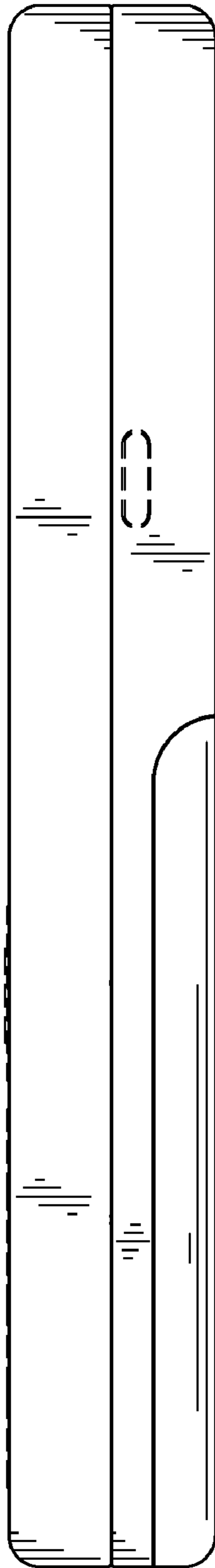


FIG. 5

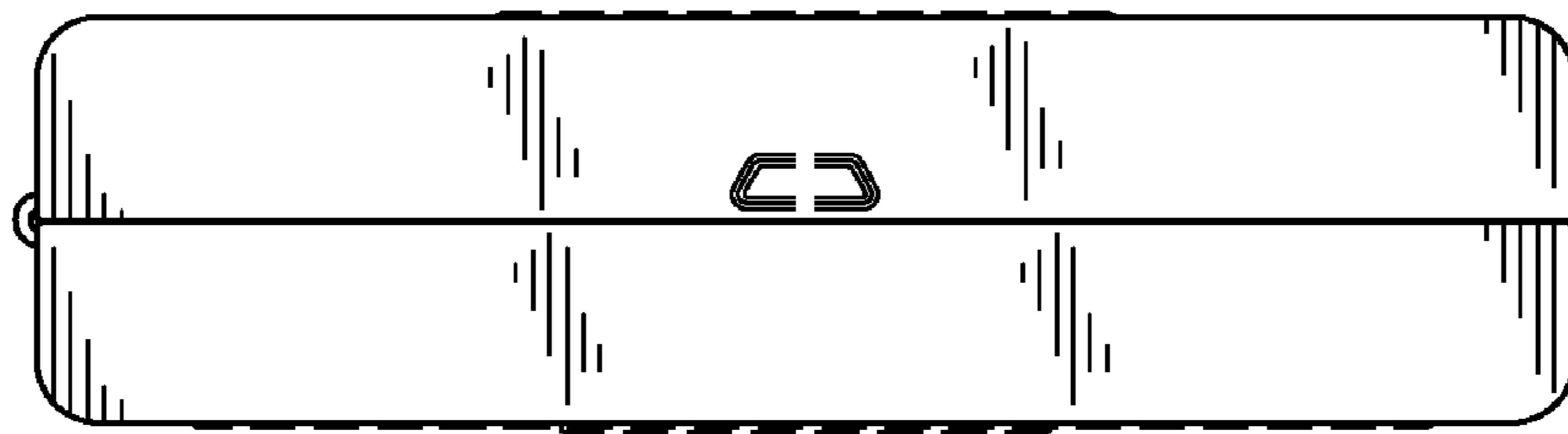


FIG. 6



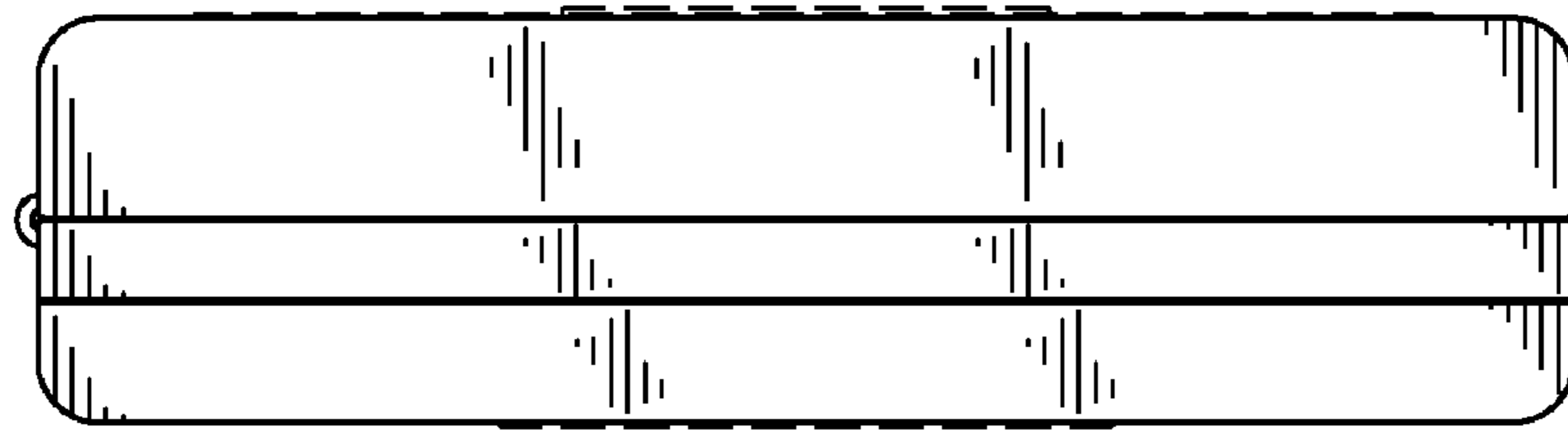


FIG. 7

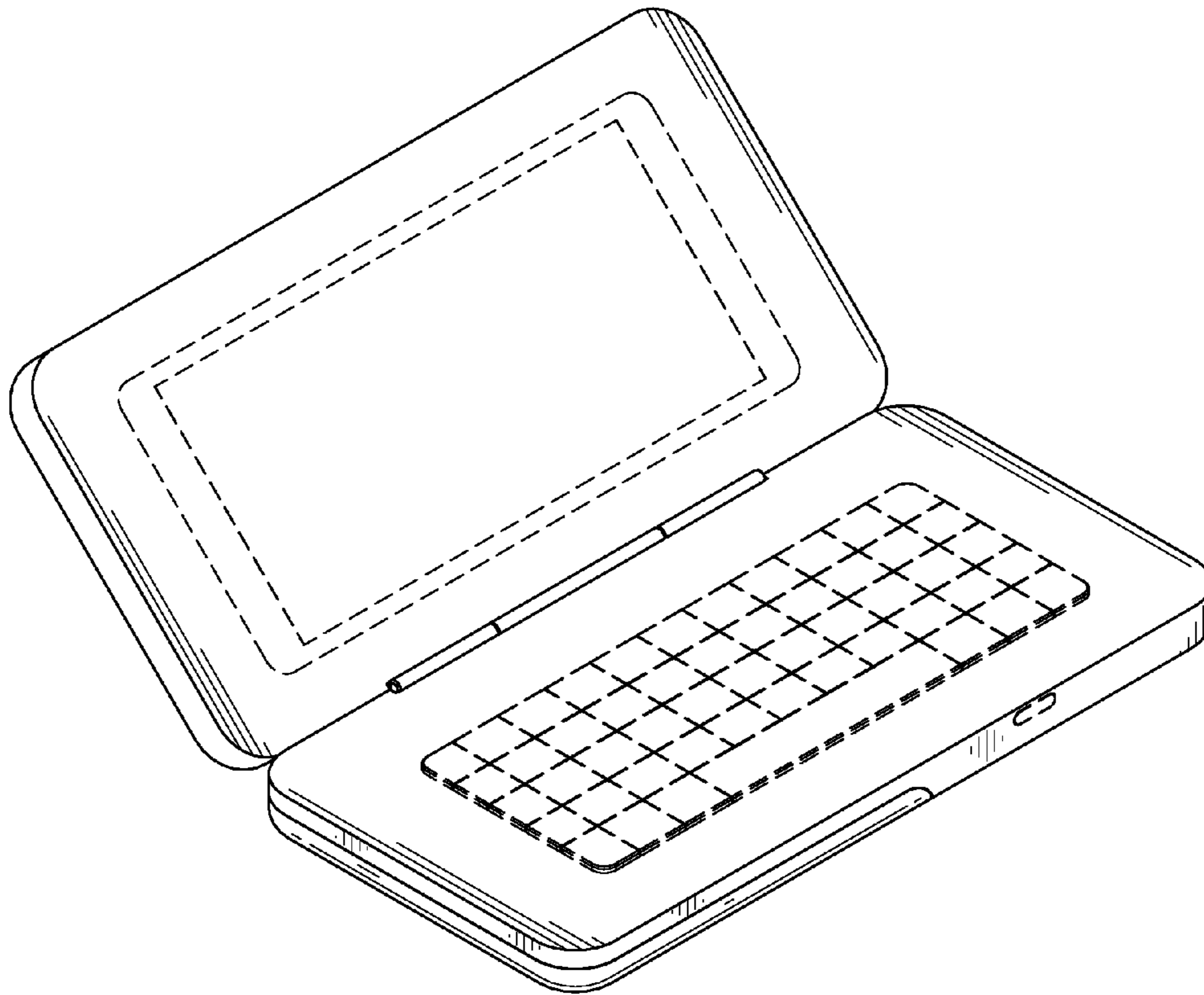


FIG. 8