



US00D607805S

(12) **United States Design Patent**
Chittum, III et al.

(10) **Patent No.:** **US D607,805 S**
(45) **Date of Patent:** **** Jan. 12, 2010**

(54) **BOAT HULL**

(76) Inventors: **Harold T. Chittum, III**, P.O. Box 2324,
Ft. Lauderdale, FL (US) 33303; **George**
A. Sawley, III, P.O. Box 2324, Ft.
Lauderdale, FL (US) 33303

(**) Term: **14 Years**

(21) Appl. No.: **29/314,482**

(22) Filed: **Apr. 6, 2009**

(51) **LOC (9) Cl.** **12-06**

(52) **U.S. Cl.** **D12/313; D12/300**

(58) **Field of Classification Search** D12/300,
D12/302, 303, 304, 307, 310-314, 316, 317;
114/39.11-39.15, 39.21-39.32, 61.1, 61.2,
114/61.32, 61.33, 62, 355-358, 271, 273,
114/288-291

See application file for complete search history.

(56) **References Cited**

U.S. PATENT DOCUMENTS

3,077,172	A *	2/1963	Dornak	114/62
D229,106	S *	11/1973	Davidson	D12/314
4,128,072	A *	12/1978	Wood, Jr.	114/291
4,233,920	A *	11/1980	Wood et al.	114/291
4,409,922	A *	10/1983	Mambretti	114/283
D285,190	S *	8/1986	Pipkorn	D12/314
4,672,905	A *	6/1987	Pipkorn	114/290
D299,638	S *	1/1989	Ard et al.	D12/314
4,903,626	A *	2/1990	Haines	114/291
5,016,552	A *	5/1991	Ludlow	114/61.33
D318,844	S *	8/1991	Hargett, Sr.	D12/314

D338,868	S *	8/1993	Ackerbloom	D12/314
D360,180	S *	7/1995	Rolland et al.	D12/314
D369,137	S *	4/1996	Maruyama et al.	D12/310
D382,850	S *	8/1997	Schmidt	D12/310
D405,411	S *	2/1999	Schmidt	D12/310
D406,809	S *	3/1999	Mannerfelt	D12/314
5,983,823	A *	11/1999	Allison	114/271
D425,011	S *	5/2000	Nakashima et al.	D12/314
6,318,286	B1 *	11/2001	Nakashima et al.	114/271
D454,829	S *	3/2002	Goad et al.	D12/313
6,923,137	B2 *	8/2005	Waits, Jr.	114/288
D513,399	S *	1/2006	Plumb	D12/300
D523,388	S *	6/2006	Plumb	D12/300
D565,495	S *	4/2008	Fafard et al.	D12/300
D581,340	S *	11/2008	Farard et al.	D12/300

* cited by examiner

Primary Examiner—Holly H Baynham

Assistant Examiner—Cynthia M Chin

(74) *Attorney, Agent, or Firm*—William M. Hobby, III

(57) **CLAIM**

The ornamental design for a boat hull, as shown.

DESCRIPTION

FIG. 1 is a bottom front perspective view of our new boat hull;

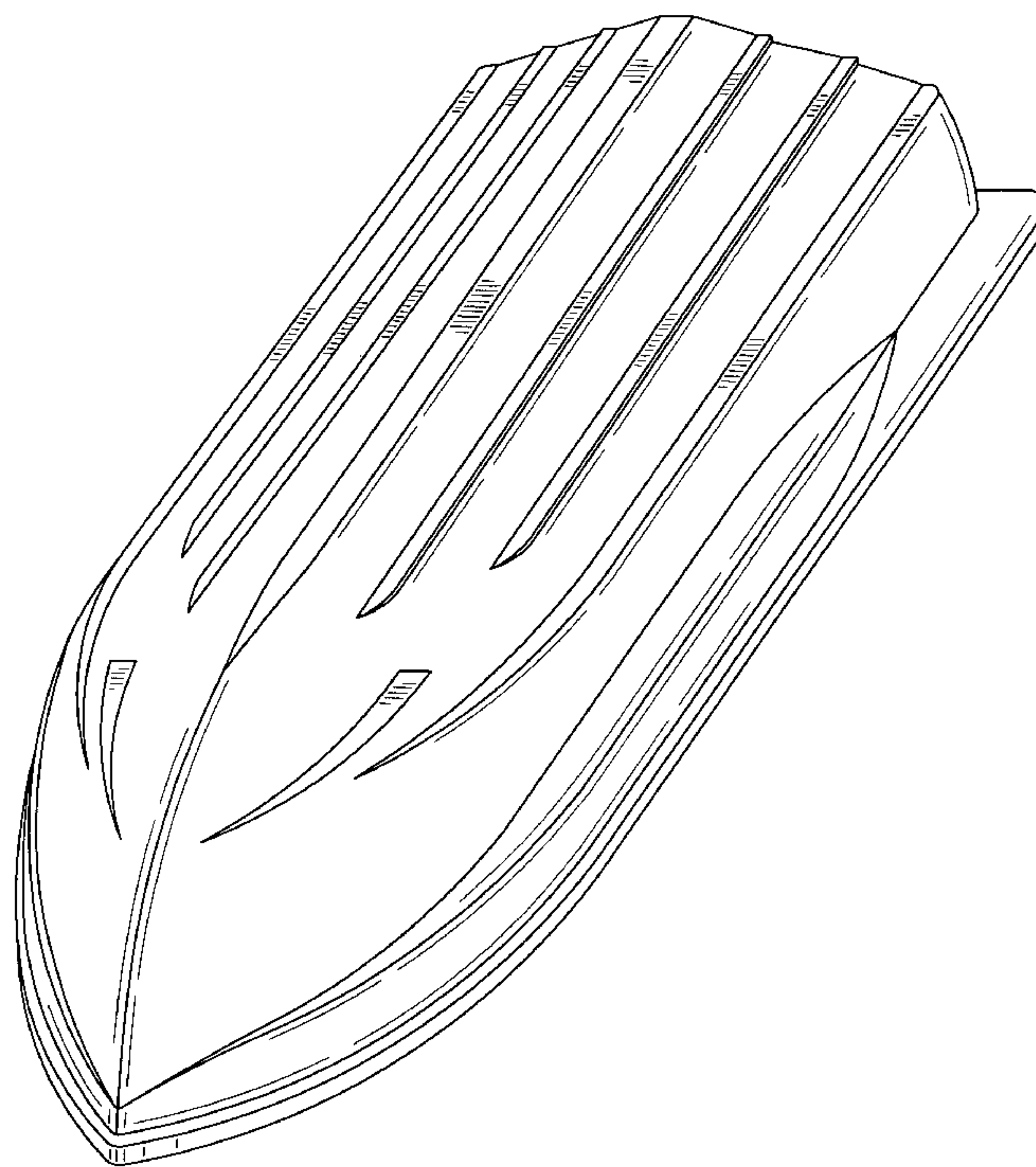
FIG. 2 is a bottom plan view;

FIG. 3 is a right side elevation, the left side elevation being a mirror image thereof;

FIG. 4 is a front elevation; and,

FIG. 5 is a rear elevation.

1 Claim, 3 Drawing Sheets



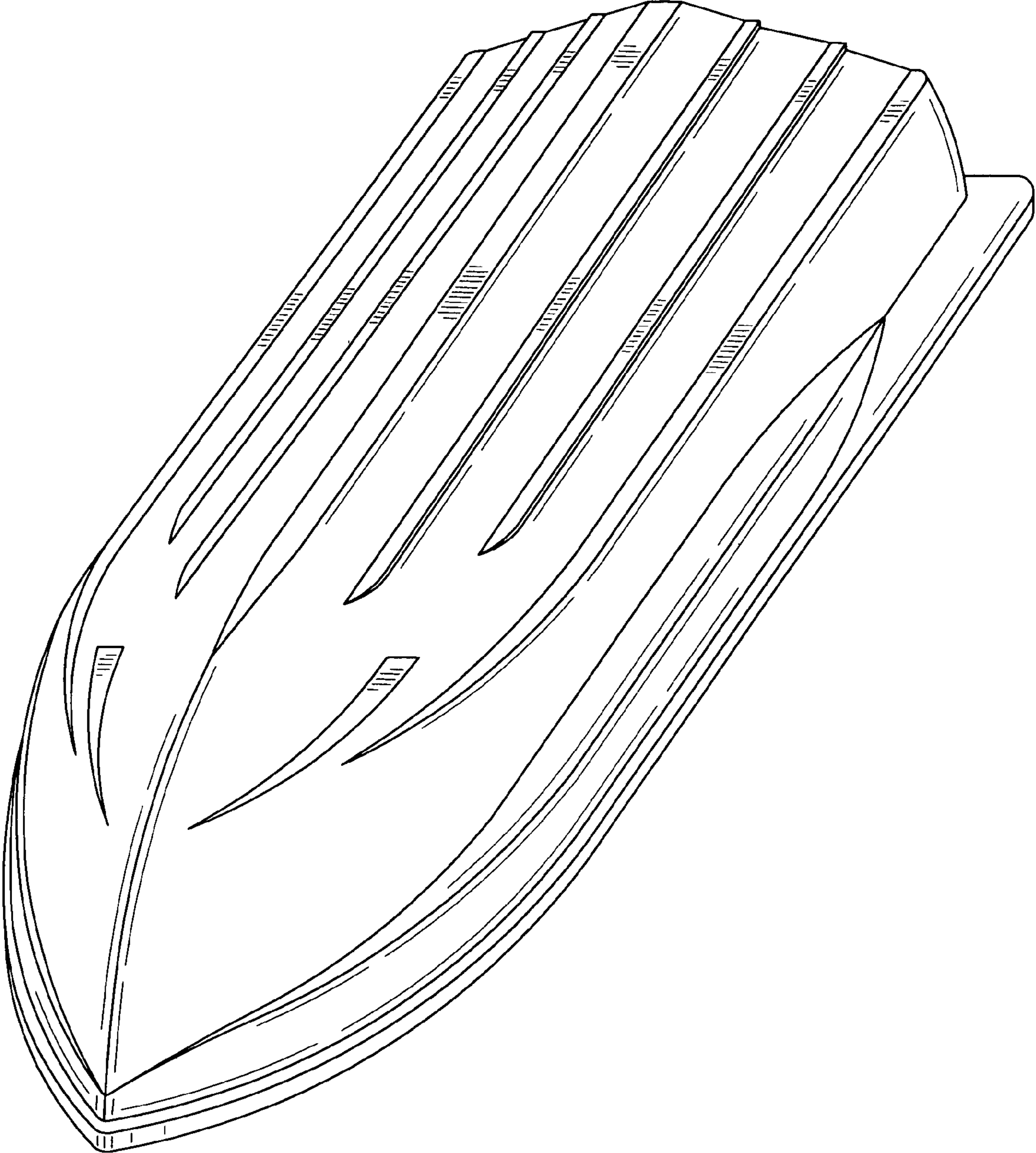


FIG. 1

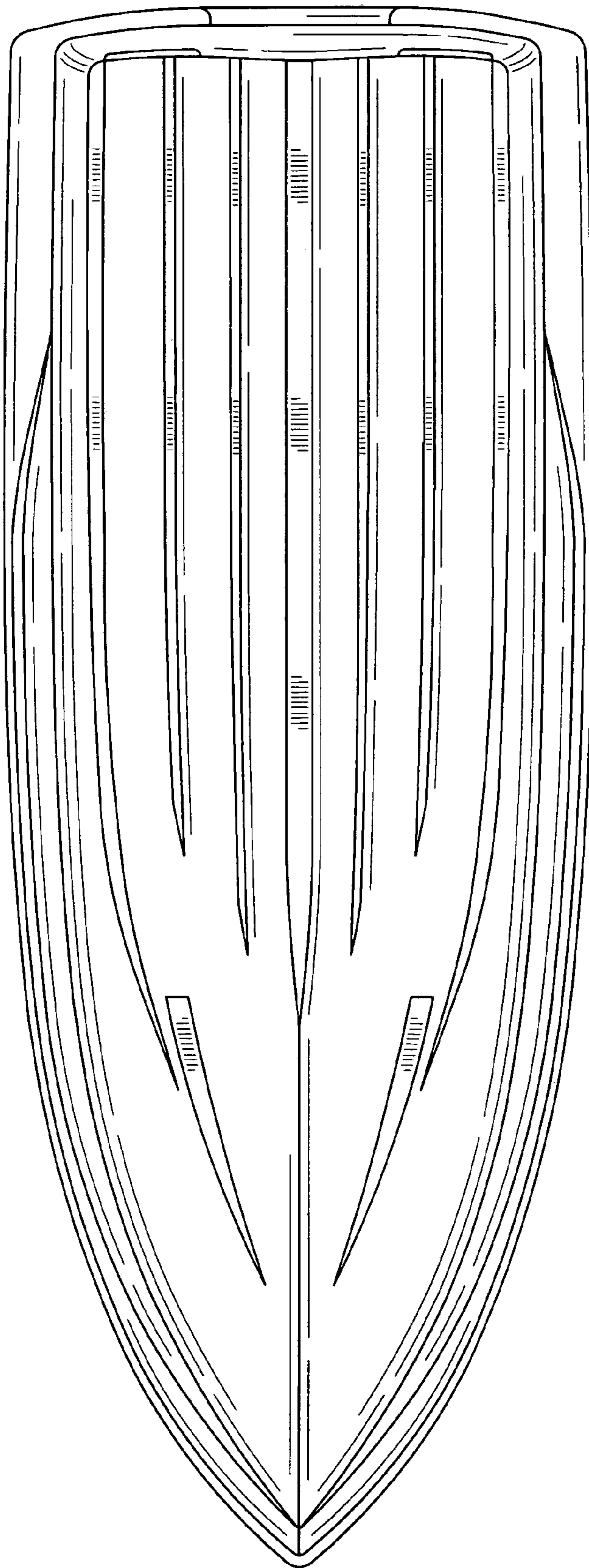


FIG. 2




FIG. 3

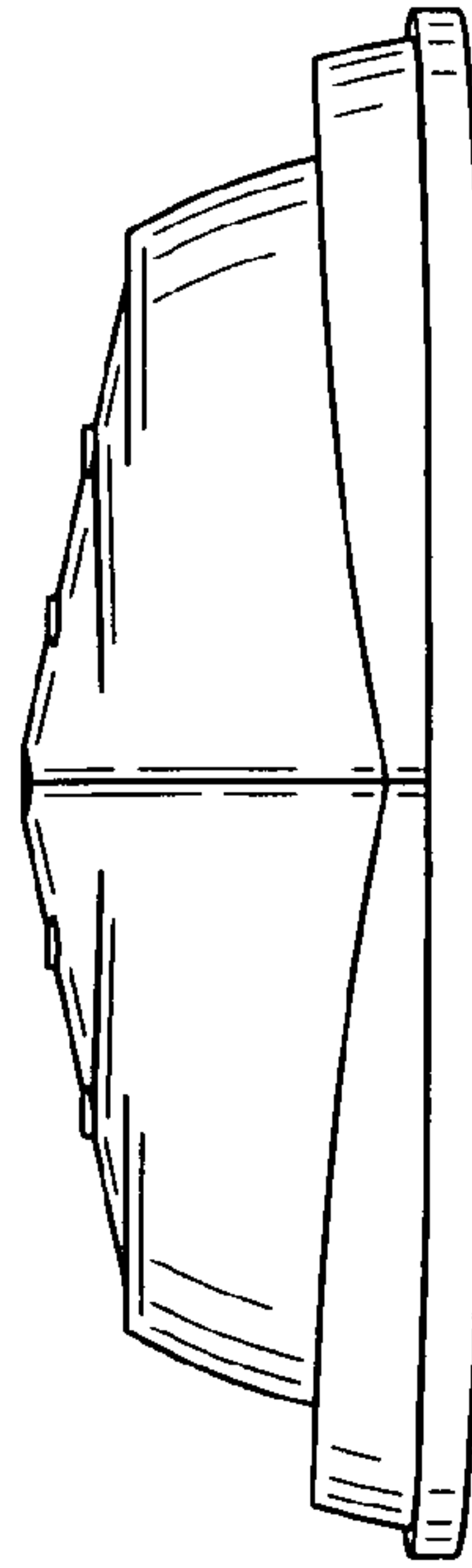


FIG. 4

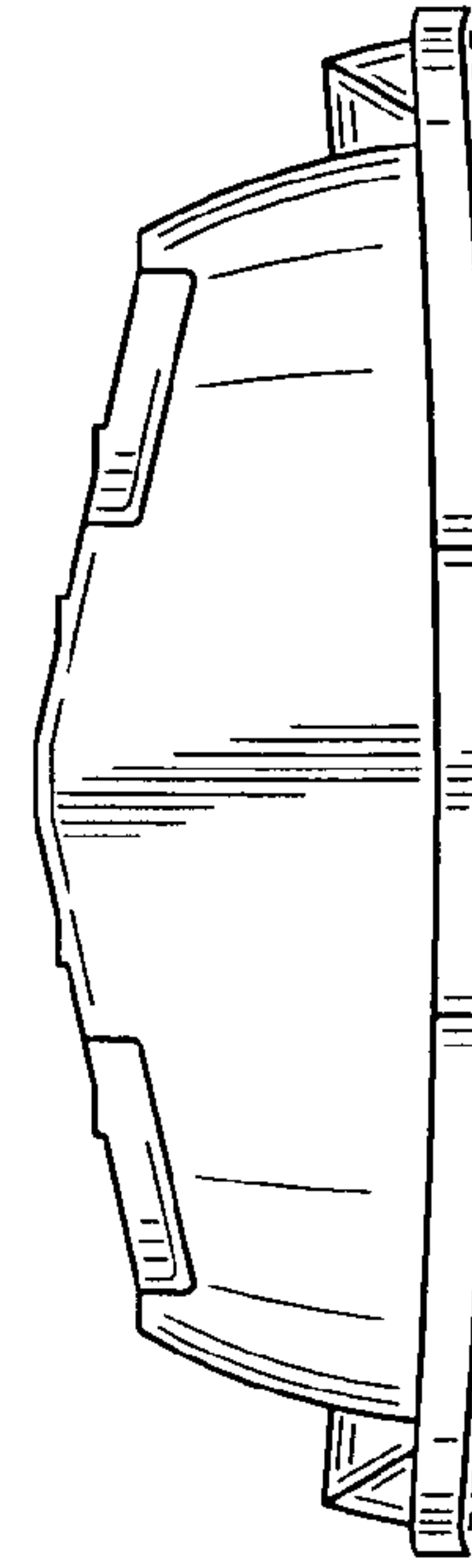


FIG. 5