

US00D607794S

(12) **United States Design Patent**  
**Bridge et al.**

(10) **Patent No.:** **US D607,794 S**  
(45) **Date of Patent:** **\*\* Jan. 12, 2010**

(54) **AUTOMATIC SLACK ADJUSTER**

(75) Inventors: **Eric A. Bridge**, Amherst, OH (US);  
**Brett S. Darner**, Wellington, OH (US);  
**Mark J. Kromer**, Huron, OH (US)

(73) Assignee: **Bendix Spicer Foundation Brake LLC**,  
Elyria, OH (US)

(\*\*) Term: **14 Years**

(21) Appl. No.: **29/329,234**

(22) Filed: **Dec. 11, 2008**

(51) **LOC (9) Cl.** ..... **12-16**

(52) **U.S. Cl.** ..... **D12/180**

(58) **Field of Classification Search** ..... D12/114,  
D12/174, 180, 187, 189; D15/5; 368/10,  
368/82-84, 179-183, 276, 278, 285, 316,  
368/317; D10/1, 2, 3, 4, 5, 6-29, 106; D22/100,  
D22/115, 116, 199; 102/439, 501, 507, 510,  
102/516, 518, 519; D9/446, 449, 453, 504;  
D16/202; D13/162.1, 164; 188/79.55; 341/22  
See application file for complete search history.

(56) **References Cited**

**U.S. PATENT DOCUMENTS**

D276,224 S \* 11/1984 Goodin et al. .... D10/106  
5,327,999 A \* 7/1994 Nelander ..... 188/79.55  
5,515,044 A \* 5/1996 Glatt ..... 341/22

D380,446 S \* 7/1997 Chou ..... D13/162.1  
D389,461 S \* 1/1998 Mayo et al. .... D13/164  
D464,328 S \* 10/2002 Vasquez et al. .... D13/164  
D522,973 S \* 6/2006 McLellan et al. .... D13/164

**OTHER PUBLICATIONS**

“Bendix® Service Data, Bendix® ASA-5® Automatic Slack  
Adjuster,” SD-05-1269, Feb. 2008, pp. 1-12.

\* cited by examiner

*Primary Examiner*—Robert M Spear

*Assistant Examiner*—Barbara B Lohr

(74) *Attorney, Agent, or Firm*—Crowell & Moring LLP

(57) **CLAIM**

The ornamental design for an automatic slack adjuster, as  
shown and described.

**DESCRIPTION**

FIG. 1 is a left perspective view of an automatic slack adjuster  
according to our novel design;

FIG. 2 is a front view thereof;

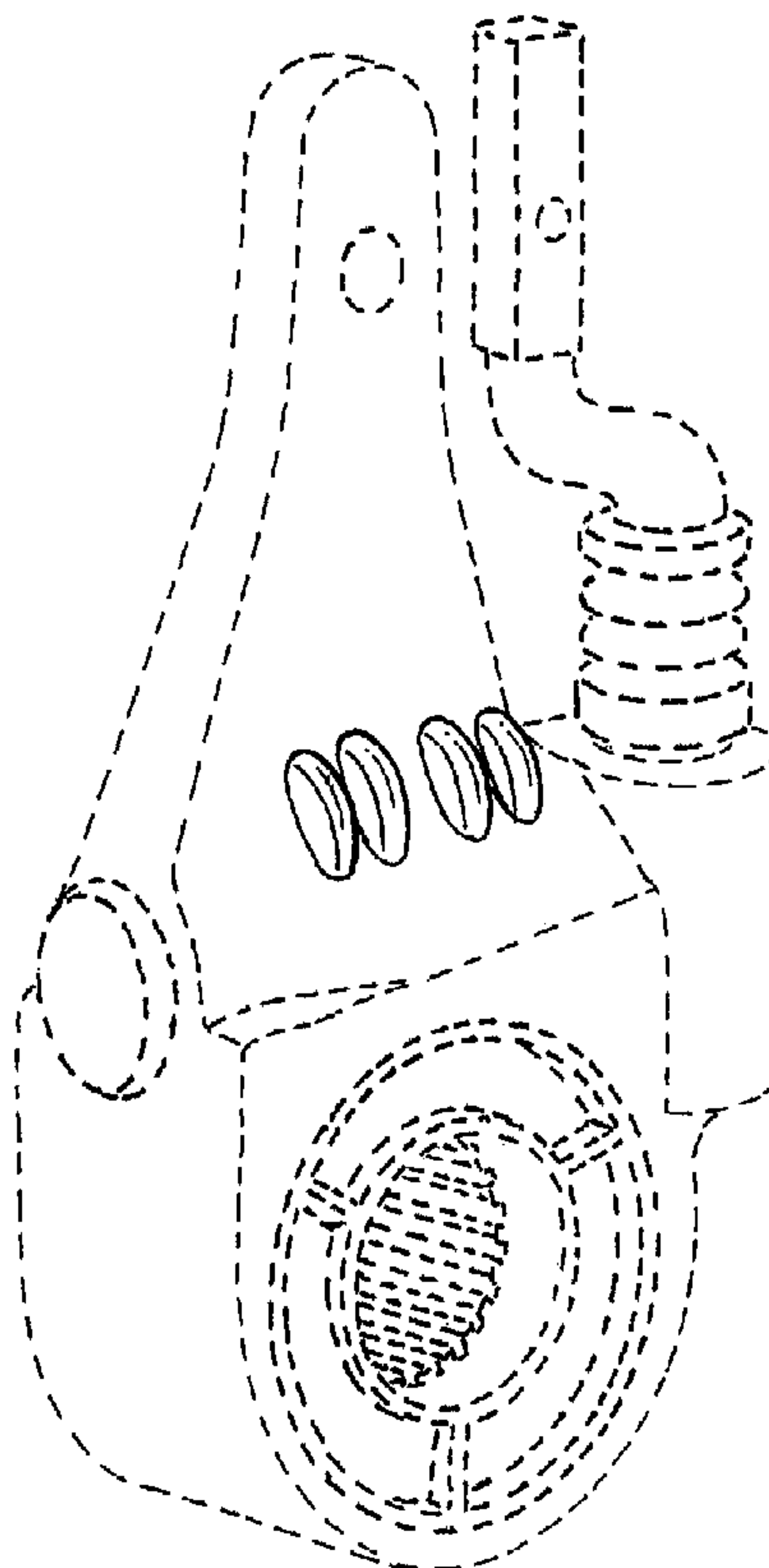
FIG. 3 is a left side view thereof;

FIG. 4 is a right side view thereof; and,

FIG. 5 is a rear view thereof.

The broken lines in the drawings represent unclaimed envi-  
ronmental subject matter.

**1 Claim, 2 Drawing Sheets**



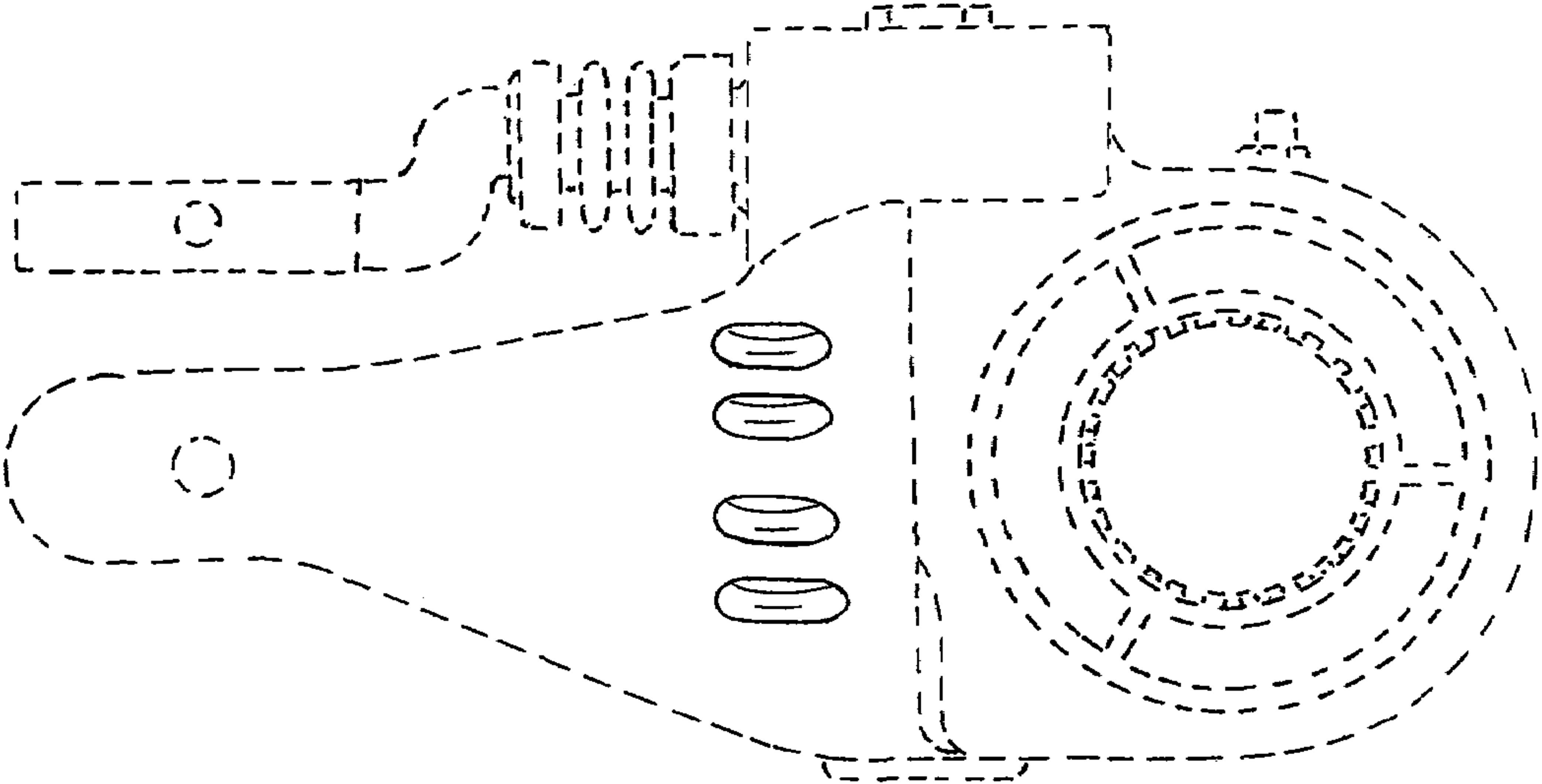


FIG. 2

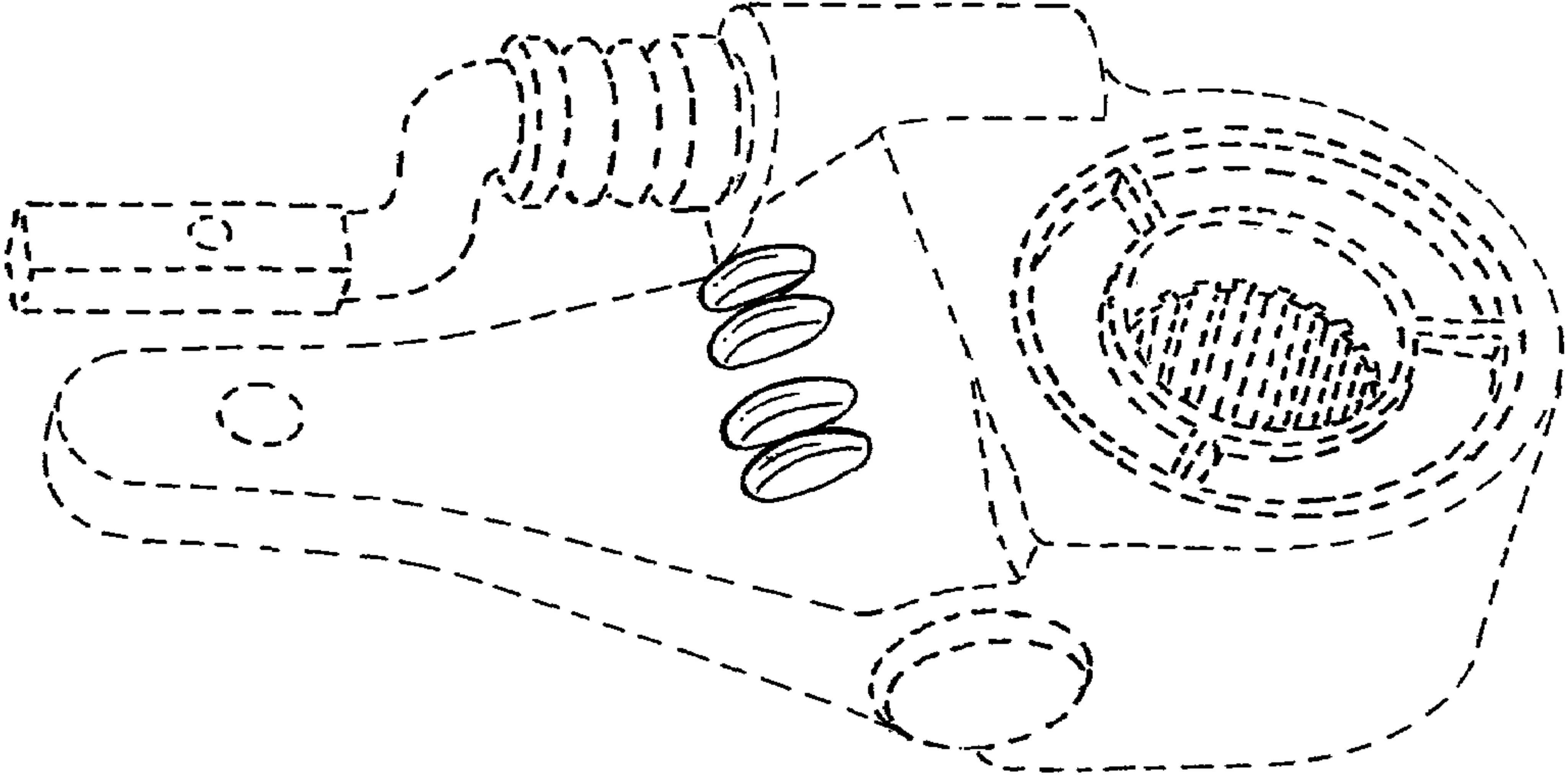


FIG. 1

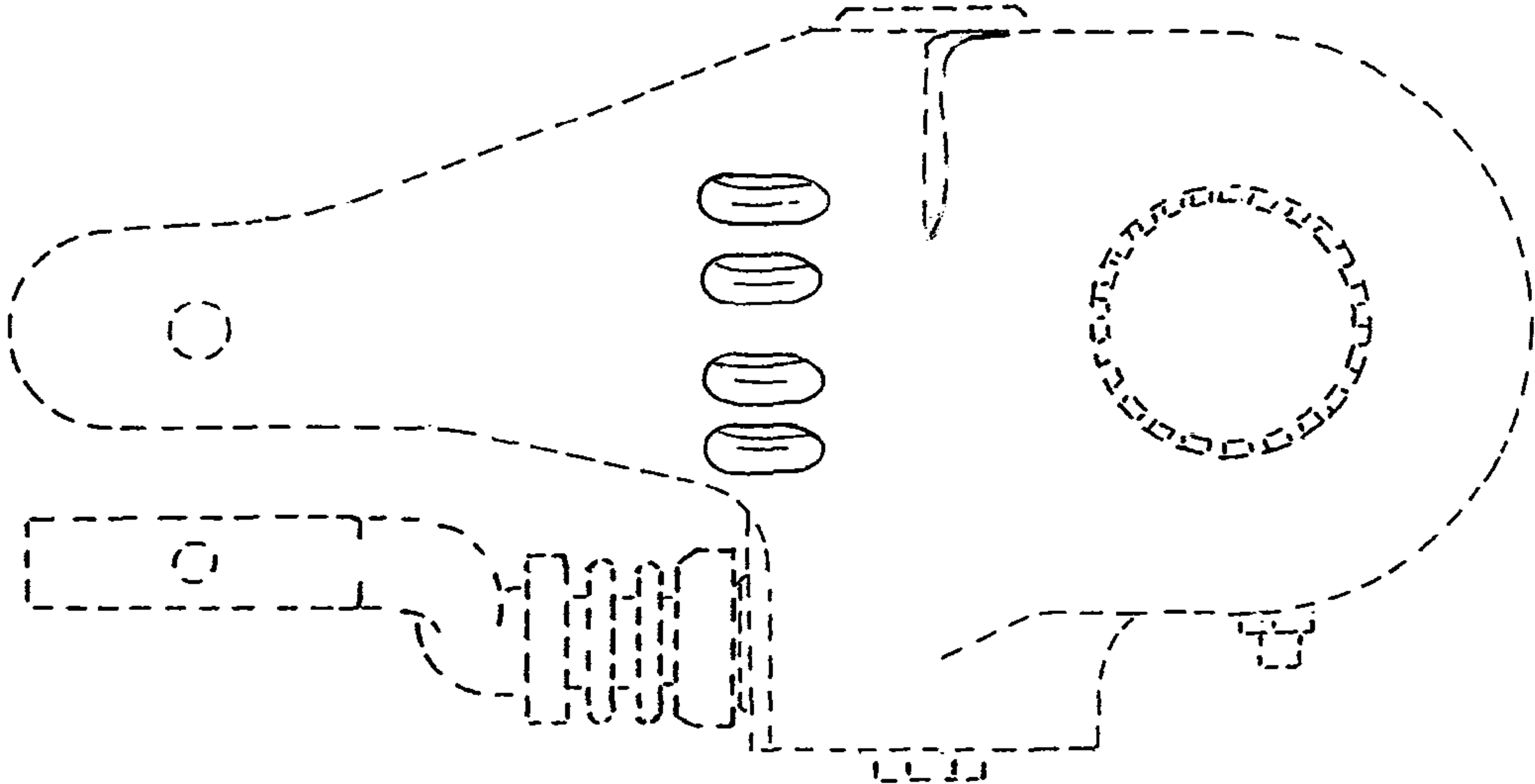


FIG. 5

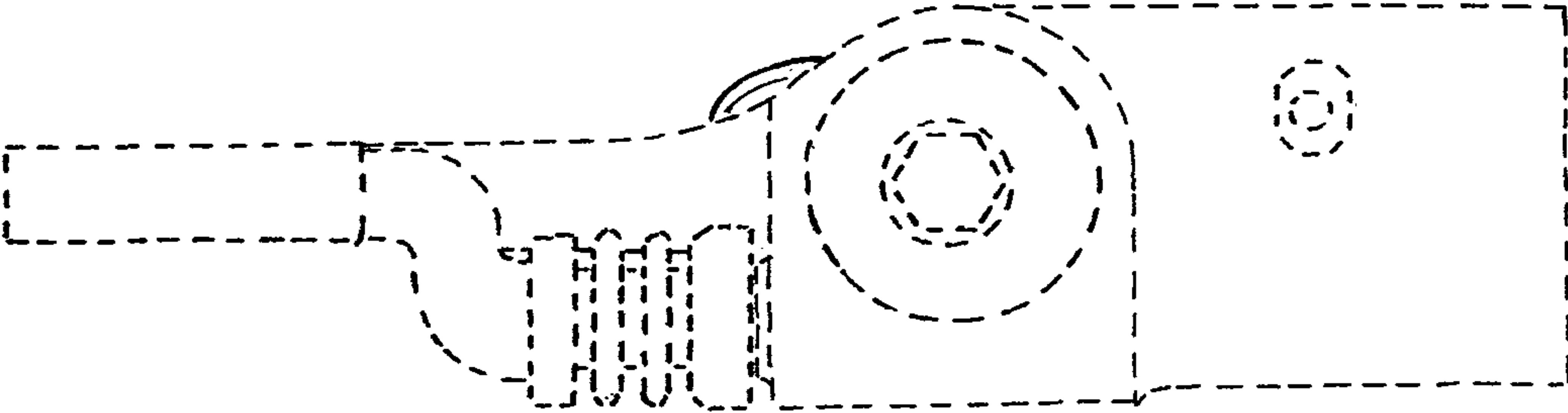


FIG. 4

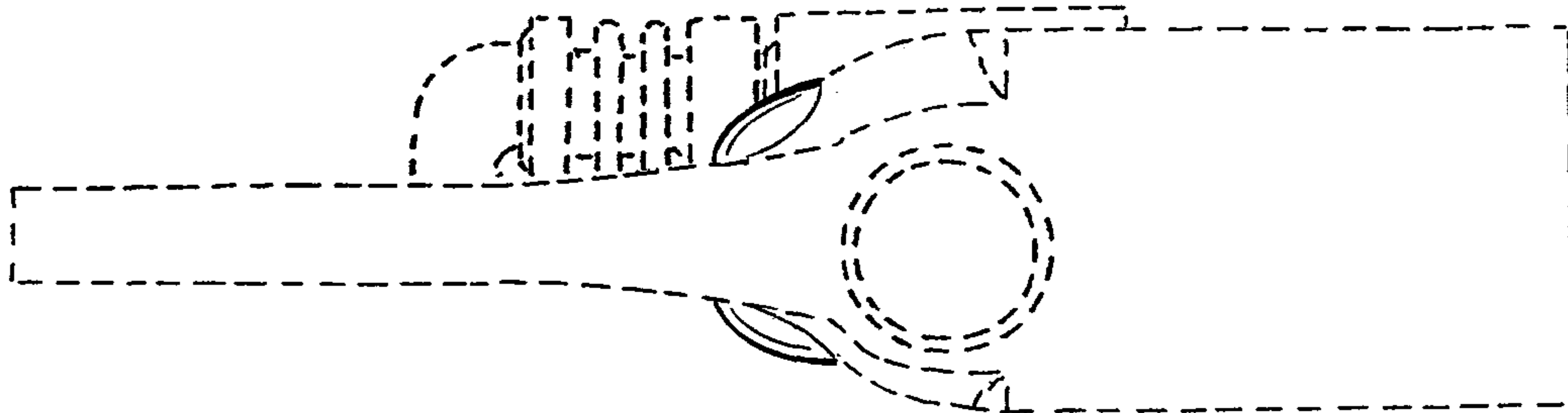


FIG. 3