



US00D607790S

(12) **United States Design Patent**  
**Golden et al.**

(10) **Patent No.:** **US D607,790 S**  
(45) **Date of Patent:** **\*\* Jan. 12, 2010**

(54) **VEHICLE LOWER BUMPER COVER**

(75) Inventors: **Edward R. Golden**, Pinckney, MI (US);  
**Bradley Alan Richards**, Bloomfield  
Hills, MI (US); **Steven P. Gilmore**,  
Redford, MI (US)

(73) Assignee: **Ford Motor Company**, Dearborn, MI  
(US)

(\*\*) Term: **14 Years**

(21) Appl. No.: **29/337,407**

(22) Filed: **May 21, 2009**

(51) **LOC (9) Cl.** ..... **12-16**

(52) **U.S. Cl.** ..... **D12/169**

(58) **Field of Classification Search** ..... D12/169,  
D12/196, 171, 216, 163, 86, 90-92; 293/102,  
293/113, 115, 117, 120; 296/180.1, 180.2  
See application file for complete search history.

(56) **References Cited**

**U.S. PATENT DOCUMENTS**

D533,485 S	12/2006	Schiavone	
D534,463 S *	1/2007	Chiang	D12/169
D535,228 S *	1/2007	Hayashi	D12/169
D535,595 S *	1/2007	Matei et al.	D12/169
D540,720 S	4/2007	Golden et al.	
D542,196 S *	5/2007	Levy	D12/169
D545,248 S *	6/2007	Angelo et al.	D12/169
D546,736 S *	7/2007	Golden et al.	D12/169
D560,145 S *	1/2008	Tant et al.	D12/169
D561,655 S	2/2008	Ellis et al.	

D570,258 S	6/2008	Smith	
D573,067 S	7/2008	Ho	
D580,310 S	11/2008	Tant et al.	
D585,343 S *	1/2009	Kubota et al.	D12/169
D592,571 S *	5/2009	Golden et al.	D12/169
D601,063 S *	9/2009	Lamm	D12/169

**OTHER PUBLICATIONS**

Detroit 02 Ford Mighty F350 Tonka, Jan. 6, 2002 <http://www.canadiandriver.com/news/020107na-5.htm>.  
Detroit 06 Ford Concept Super Shief F350 <http://www.a2mac1.net>.  
New York 08 Ford F350 Super Duty 4x4 <http://www.a2mac1.net>.  
New York 02 Ford F350 Mighty.

\* cited by examiner

*Primary Examiner*—Melody N Brown

(74) *Attorney, Agent, or Firm*—Damian Porcari


(57) **CLAIM**


An ornamental design for a vehicle lower bumper cover, shown and described.

**DESCRIPTION**

FIG. 1 is a top view of a vehicle lower bumper cover;  
FIG. 2 is a bottom view of the vehicle lower bumper cover;  
FIG. 3 is a front view of the vehicle lower bumper cover;  
FIG. 4 is a left view of the vehicle lower bumper cover;  
FIG. 5 is a right view of the vehicle lower bumper cover; and,  
FIG. 6 is a perspective view of the vehicle lower bumper cover.

**1 Claim, 6 Drawing Sheets**





*Figure 1*

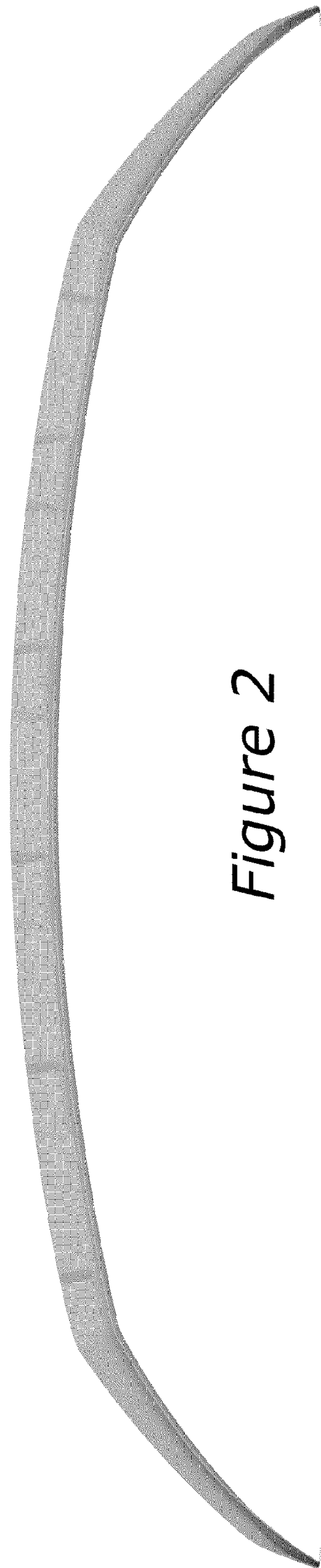





Figure 2



*Figure 3*



*Figure 4*



*Figure 5*

Figure 6

