



US00D607788S

(12) **United States Design Patent**
Kulla

(10) **Patent No.:** **US D607,788 S**
(45) **Date of Patent:** **** Jan. 12, 2010**

(54) **AUTOMOBILE REAR BUMPER**

(75) Inventor: **Matthias Kulla**, Leonberg (DE)

(73) Assignee: **Dr. Ing. h.c. F. Porsche AG**, Stuttgart (DE)

(**) Term: **14 Years**

(21) Appl. No.: **29/299,391**

(22) Filed: **Dec. 26, 2007**

(30) **Foreign Application Priority Data**

Jun. 26, 2007 (DE) 4 07 03 359

(51) **LOC (9) Cl.** **12-16**

(52) **U.S. Cl.** **D12/169**

(58) **Field of Classification Search** D12/169,
D12/196, 171, 163, 216, 90-92, 86; 293/102,
293/113, 115, 117, 120; 296/180.1, 180.2
See application file for complete search history.

(56) **References Cited**

U.S. PATENT DOCUMENTS

D585,797 S * 2/2009 Suzuki et al. D12/169

D586,269 S * 2/2009 Suga et al. D12/169
D590,306 S * 4/2009 Saracoglu D12/169
D592,567 S * 5/2009 Saracoglu D12/169

* cited by examiner

Primary Examiner—Melody N Brown

(57) **CLAIM**

The ornamental design for an automobile rear bumper, as shown and described.

DESCRIPTION

FIG. 1 is a front elevation view of an automobile rear bumper showing my new design;

FIG. 2 is a perspective view thereof;

FIG. 3 is a right-side view thereof;


FIG. 4 is a left-side view thereof;

FIG. 5 is a top, plan view thereof;

FIG. 6 is a bottom, plan view thereof; and,

FIG. 7 is a perspective view thereof.

1 Claim, 4 Drawing Sheets






FIG. 1




FIG. 2




FIG. 3




FIG. 4




FIG. 5




FIG. 6




FIG. 7