



US00D607785S

(12) **United States Design Patent**
Walter et al.

(10) **Patent No.:** **US D607,785 S**
(45) **Date of Patent:** **** Jan. 12, 2010**

(54) **VEHICLE LOWER GRILLE**

D555,052 S * 11/2007 Suzuki et al. D12/163
D569,772 S * 5/2008 Saridakis et al. D12/163
D589,853 S * 4/2009 Saridakis et al. D12/163

(75) Inventors: **Christopher George Walter**, Walled Lake, MI (US); **James Yu-Hsin Kuo**, Farmington Hills, MI (US); **Solomon H Song**, Farmington Hills, MI (US); **Darrell Paul Behmer**, Novi, MI (US); **Moray Stuart Callum**, Ann Arbor, MI (US)

* cited by examiner

Primary Examiner—Melody N Brown
(74) *Attorney, Agent, or Firm*—Damian Porcari

(73) Assignee: **Ford Motor Company**, Dearborn, MI (US)

(57) **CLAIM**

The ornamental design for a vehicle lower grille, as shown and described.

(**) Term: **14 Years**

DESCRIPTION

(21) Appl. No.: **29/296,010**

FIG. 1 is a front elevational view of a vehicle lower grille showing my new design;

(22) Filed: **Oct. 12, 2007**

FIG. 2 is a left side elevational view of the vehicle lower grille;

(51) **LOC (9) Cl.** **12-16**

(52) **U.S. Cl.** **D12/163**

(58) **Field of Classification Search** D12/163,
D12/196, 171, 169, 216, 90-92, 86; 180/68.1,
180/68.6; 296/193.11

FIG. 3 is a right side elevational view of the vehicle lower grille;

FIG. 4 is a top plan view of the vehicle lower grille;

FIG. 5 is a bottom plan view of the vehicle lower grille; and,
FIG. 6 is a rear elevational view of the vehicle lower grille.

See application file for complete search history.

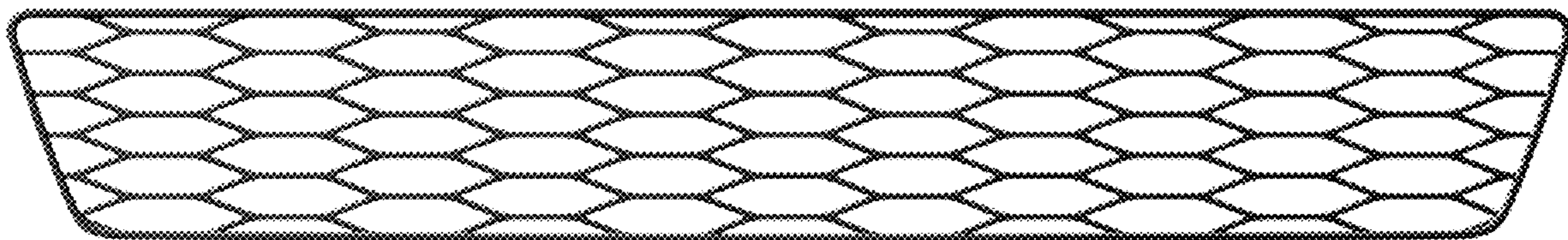
The vehicle lower grille is styled independently of adjacent vehicle panels. To the extent that any feature lines are illustrated, they are intended to illustrate the crest and valley of the feature and are not necessarily sharp bends in the part. Shading is used to illustrate the curvature of the part and not color. Areas shown in or sounded by broken lines are not claimed. Any functional features of the vehicle lower grille are not claimed. Views are orthogonal projections unless otherwise noted. The various views are not necessarily to scale in order to better illustrate the design.

(56) **References Cited**

U.S. PATENT DOCUMENTS

D447,100 S * 8/2001 An D12/163
D491,117 S * 6/2004 Hayashi D12/163
D491,118 S * 6/2004 Matsumoto et al. D12/163
D492,226 S * 6/2004 Kato D12/163
D497,333 S * 10/2004 Elwell et al. D12/163
D533,484 S * 12/2006 Behmer et al. D12/163
D537,019 S * 2/2007 Pfeiffer D12/163
D539,194 S * 3/2007 Moses D12/163
D539,708 S * 4/2007 Richards
D546,247 S * 7/2007 Abbett D12/163

1 Claim, 5 Drawing Sheets



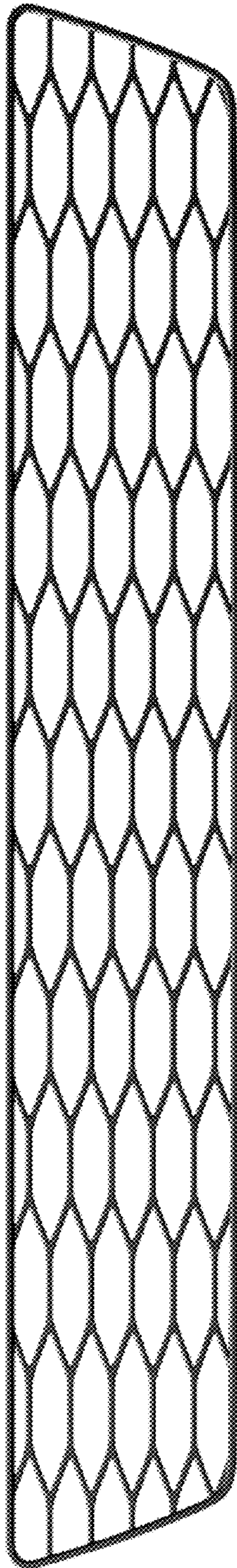


Figure 1




Figure 2




Figure 3




Figure 4




Figure 5




Figure 6