



US00D607782S

(12) **United States Design Patent**
Yamazaki et al.

(10) **Patent No.:** **US D607,782 S**
(45) **Date of Patent:** **** Jan. 12, 2010**

(54) **SURFACE CONFIGURATION OF A VEHICLE BODY, TOY, AND/OR REPLICA**

D559,735 S * 1/2008 Bischoff et al. D12/91
D563,278 S * 3/2008 Nakagawa et al. D12/92
D586,698 S * 2/2009 Morikawa D12/92

(75) Inventors: **Kazuki Yamazaki**, Fujisawa (JP);
Randy Rodriguez, San Diego, CA (US)

OTHER PUBLICATIONS

U.S. Appl. No. 29/327,106, filed Oct. 30, 2008, Park et al.

* cited by examiner

(73) Assignee: **Nissan Motor Co., Ltd.**, Yokohama-shi (JP)

Primary Examiner—Melody N Brown

(74) *Attorney, Agent, or Firm*—Foley & Lardner LLP

(**) Term: **14 Years**

(21) Appl. No.: **29/327,141**

(57) **CLAIM**

(22) Filed: **Oct. 31, 2008**

The ornamental design for a surface configuration of a vehicle body, toy, and/or replica, as shown and described.

(30) **Foreign Application Priority Data**

DESCRIPTION

May 19, 2008 (JP) D2008-012346

FIG. 1 is a front perspective view of a surface configuration of a vehicle body, toy, and/or replica;

(51) **LOC (9) Cl.** **12-08**

FIG. 2 is a rear perspective view thereof;

(52) **U.S. Cl.** **D12/92**

FIG. 3 is a front view thereof;

(58) **Field of Classification Search** D12/86,
D12/90-92; D21/424, 433, 434; 296/181.1,
296/181.5

FIG. 4 is a rear view thereof;

FIG. 5 is a left side view thereof;

See application file for complete search history.

FIG. 6 is a right side view thereof;

(56) **References Cited**


FIG. 7 is a top plan view thereof; and,

FIG. 8 is a bottom plan view thereof.

U.S. PATENT DOCUMENTS

D550,125 S * 9/2007 Nagasato et al. D12/92

1 Claim, 7 Drawing Sheets



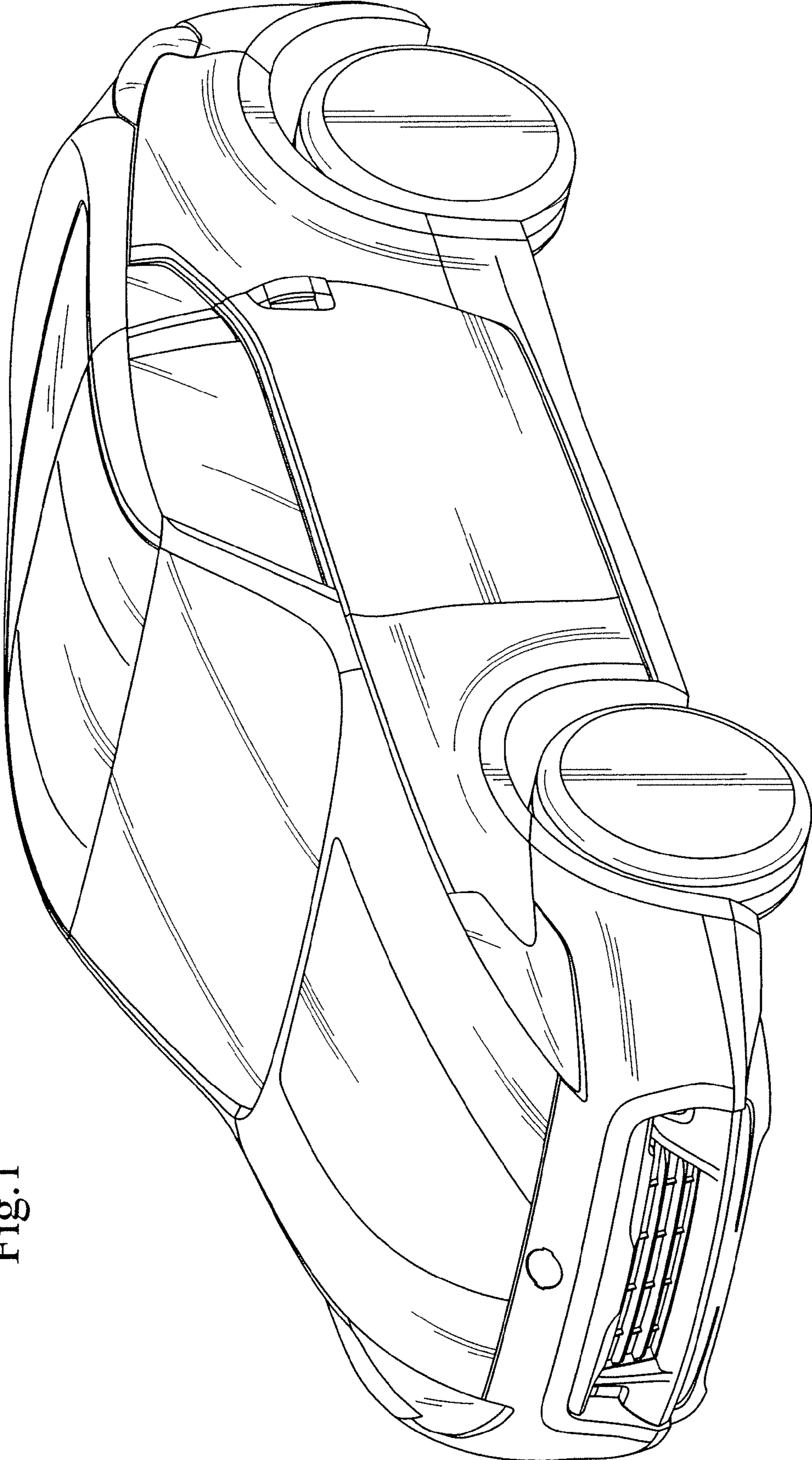


Fig. 1

Fig.2

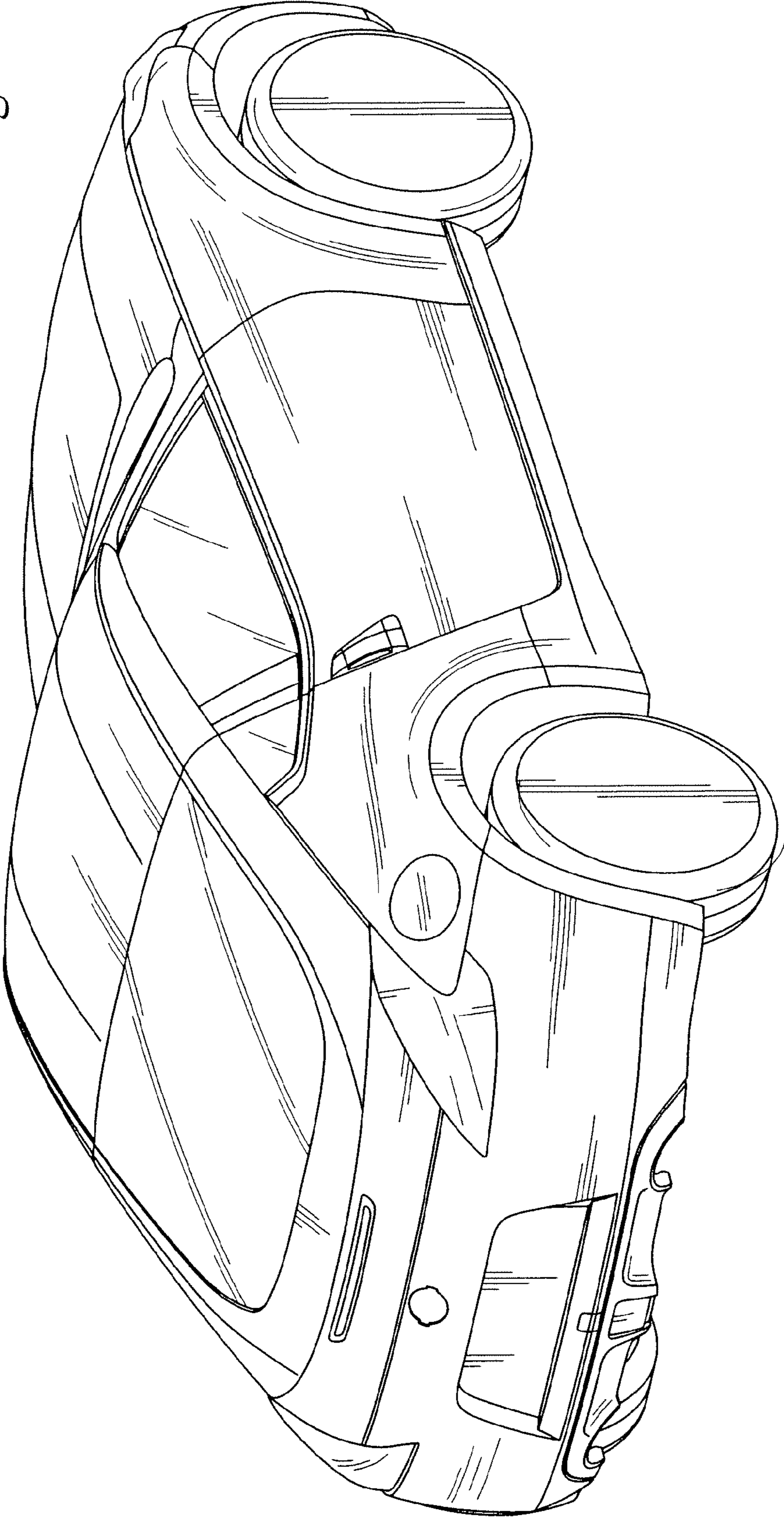


Fig.3

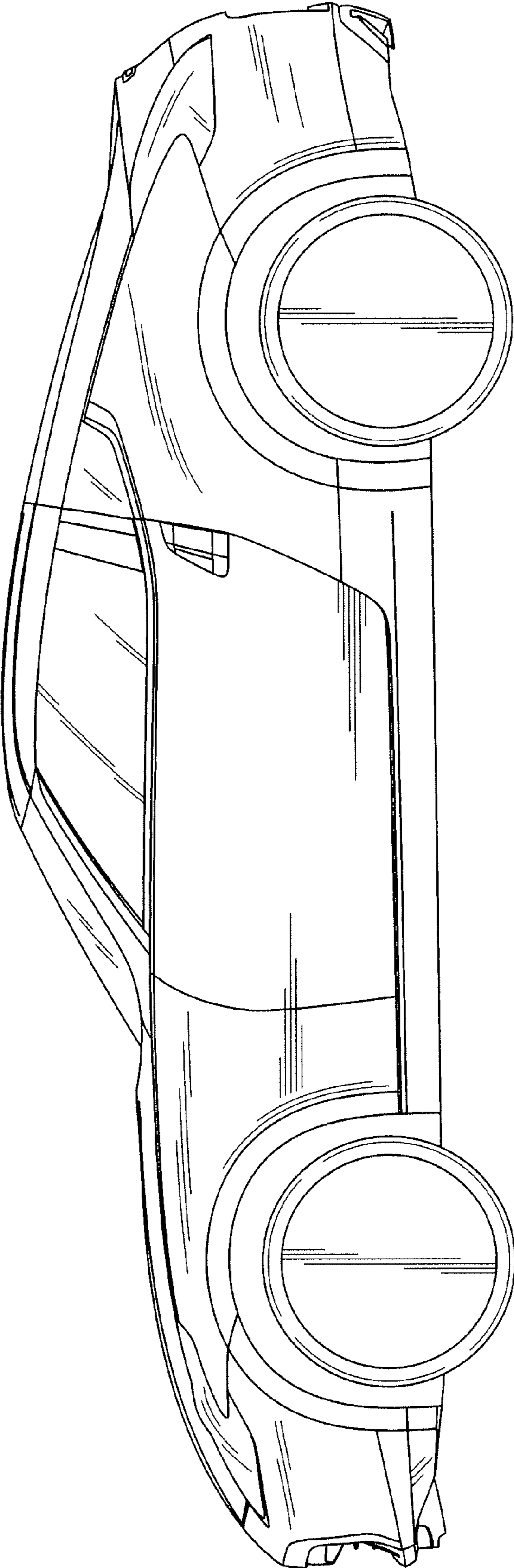


Fig.4

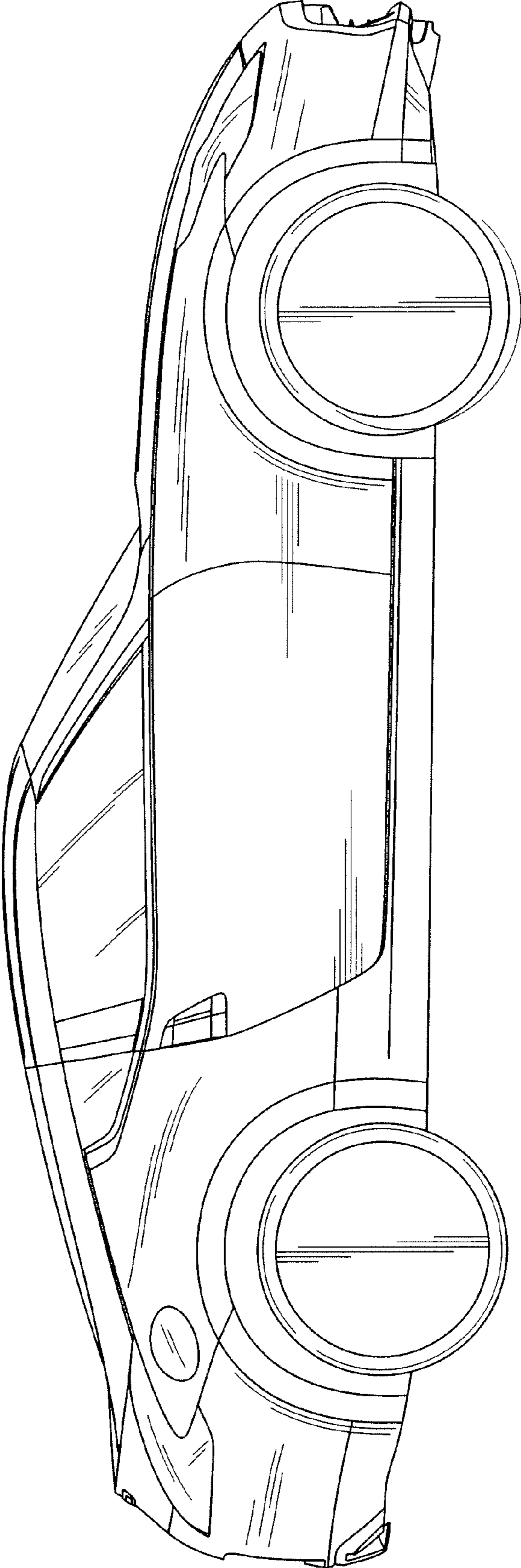


Fig.5




Fig.6




Fig.7

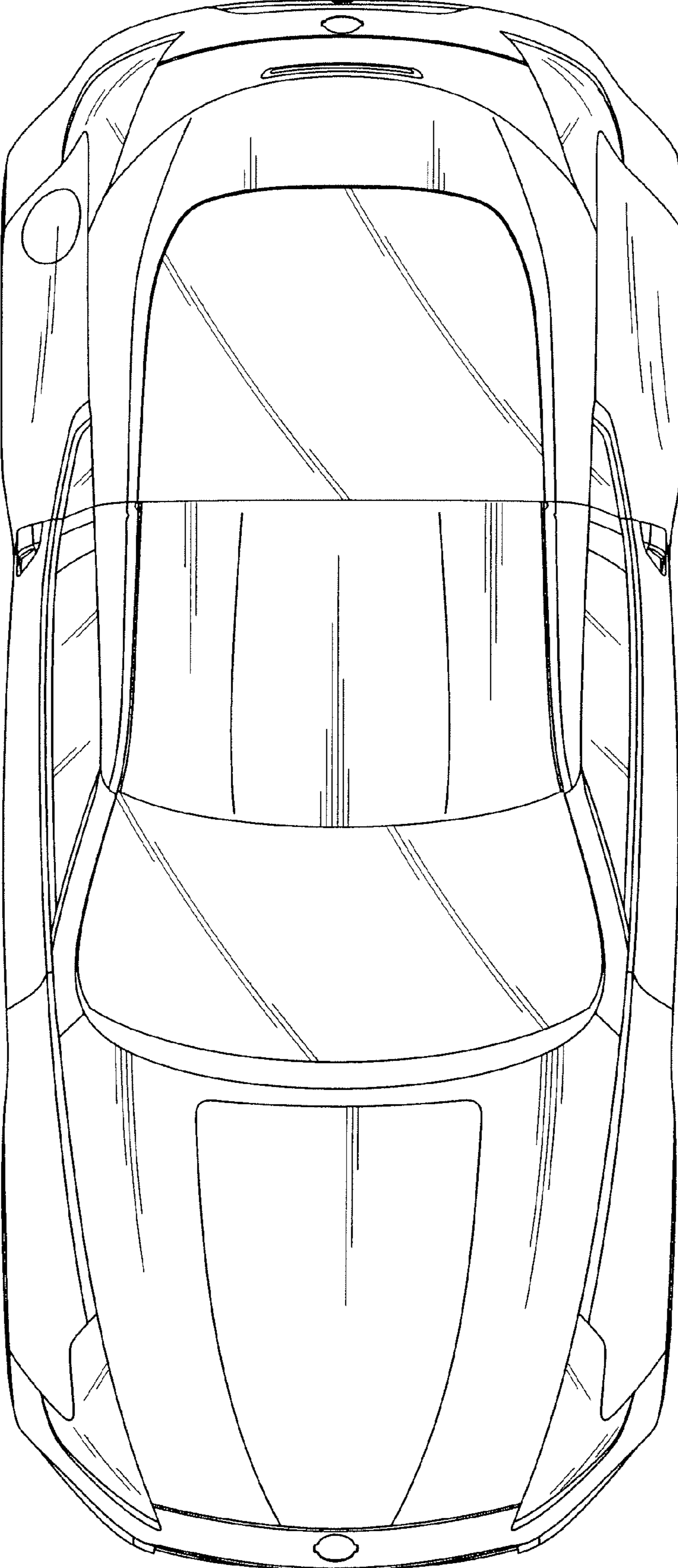


Fig. 8

