



US00D607773S

(12) **United States Design Patent**
Aoyama

(10) **Patent No.:** **US D607,773 S**
(45) **Date of Patent:** **** Jan. 12, 2010**

(54) **ARTIFICIAL DECORATIVE BOW**

(75) Inventor: **Ryuji Aoyama**, Nagoya (JP)

(73) Assignee: **Kabushiki Kaisha Aoyama**,
Nagoya-shi, Aichi-ken (JP)

(**) Term: **14 Years**

(21) Appl. No.: **29/241,598**

(22) Filed: **Oct. 28, 2005**

(30) **Foreign Application Priority Data**

Aug. 31, 2005 (JP) 2005-025120

(51) **LOC (9) Cl.** **09-01**

(52) **U.S. Cl.** **D11/124; D11/117; D11/121**

(58) **Field of Classification Search** D11/117,
D11/121, 124, 119, 125, 127, 131, 157, 158,
D11/97, 98, 66; D5/20, 21, 22, 40; D2/895,
D2/881; D9/334, 335, 635; 428/7, 8, 9

See application file for complete search history.

(56) **References Cited**

U.S. PATENT DOCUMENTS

D5,751 S * 4/1872 Wallace D2/606
1,055,428 A * 3/1913 Stone 24/329
1,480,009 A * 1/1924 Preston 132/275
2,105,436 A * 1/1938 Flatto 132/275
D128,682 S * 8/1941 Reinstein D11/74
3,501,364 A * 3/1970 Rowland 428/5
4,724,175 A * 2/1988 LaBrosse et al. 428/4
4,900,632 A * 2/1990 McGrath 428/5
D313,373 S * 1/1991 Taylor D11/131
D333,802 S * 3/1993 Stabler D11/184
5,198,274 A * 3/1993 Etzion 223/46
D338,628 S * 8/1993 Daun D11/124
D342,464 S * 12/1993 Lardiere et al. D11/184

5,526,830 A * 6/1996 Hunter 132/275
D390,808 S * 2/1998 Balde D11/184
D390,809 S * 2/1998 Etzion D11/184
5,800,881 A * 9/1998 Etzion 428/5
D402,918 S * 12/1998 Pacheco et al. D11/184
D421,665 S * 3/2000 Farmer-Abney D28/43
6,681,965 B1 * 1/2004 Tran 223/46
D507,508 S * 7/2005 Brownell D11/184
D510,293 S * 10/2005 Lane D11/117
D554,325 S * 10/2007 Thomas D99/25
D561,059 S * 2/2008 Aoyama D11/124

FOREIGN PATENT DOCUMENTS

JP 625390 4/1994

* cited by examiner

Primary Examiner—Stella M Reid

Assistant Examiner—Elizabeth J Oswecki

(74) *Attorney, Agent, or Firm*—Victor N. King; Speckman
Law Group PLLC

(57) **CLAIM**

The ornamental design for an artificial decorative bow, as
shown.

DESCRIPTION

FIG. 1 is a front elevation view of an artificial decorative bow
showing my new design;

FIG. 2 is a rear elevation view thereof;

FIG. 3 is a left side elevation view thereof;

FIG. 4 is a right side elevation view thereof;

FIG. 5 is a top plan view thereof;

FIG. 6 is a bottom view thereof; and,

FIG. 7 is an enlarged partial front elevation view thereof.

1 Claim, 2 Drawing Sheets

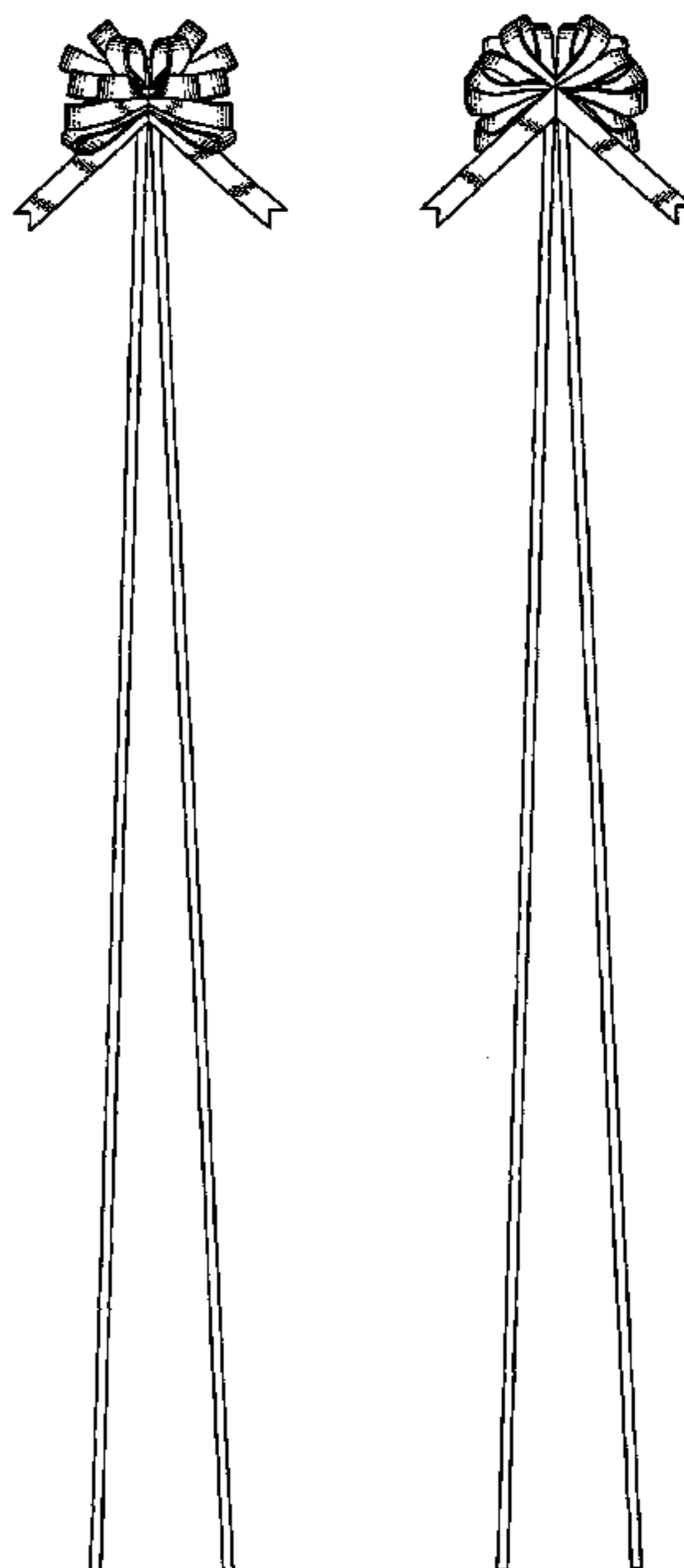


FIG. 1

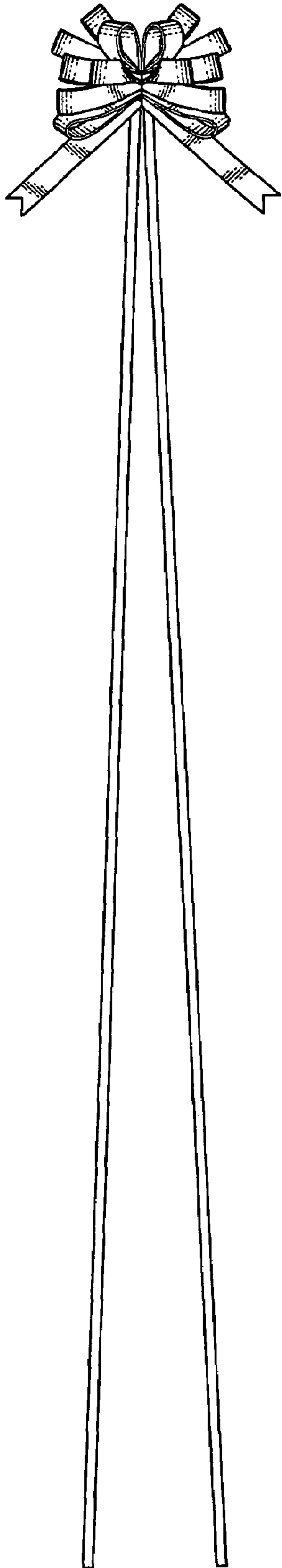


FIG. 2

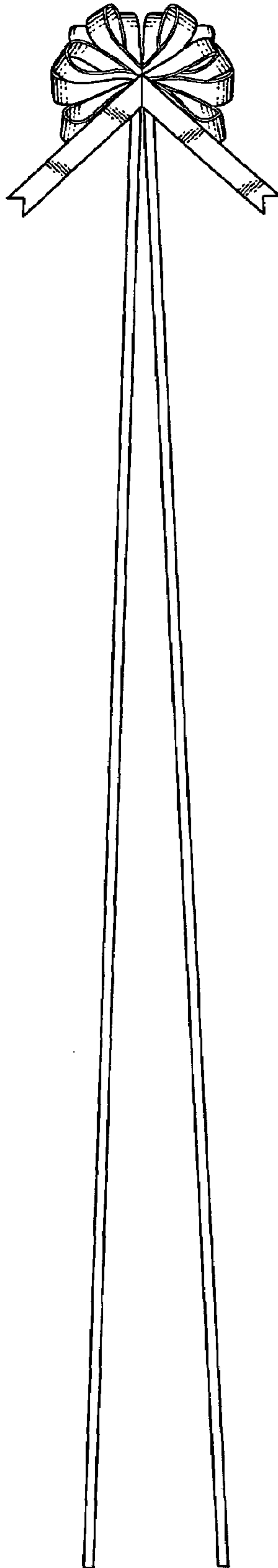


FIG. 3

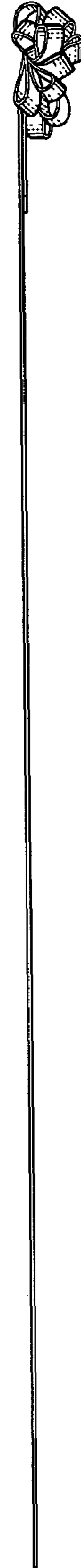


FIG. 4




FIG. 5




FIG. 6



FIG. 7

