

US00D607758S

(12) **United States Design Patent**
Hegi

(10) **Patent No.:** **US D607,758 S**
(45) **Date of Patent:** **** Jan. 12, 2010**

(54) **WATCH**

(75) Inventor: **Matthieu Hegi**, Troinex (CH)

(73) Assignee: **Richemont International S.A.**,
Villars-sur-Glane (CH)

(**) Term: **14 Years**

(21) Appl. No.: **29/338,700**

(22) Filed: **Jun. 17, 2009**

(30) **Foreign Application Priority Data**

Dec. 19, 2008 (WO) DM/071 125

(51) **LOC (9) Cl.** **10-02**

(52) **U.S. Cl.** **D10/39**

(58) **Field of Classification Search** D10/30-39,
D10/122-132; 368/276, 281, 282, 285, 223,
368/228, 232, 80

See application file for complete search history.

(56) **References Cited**

U.S. PATENT DOCUMENTS

D78,044	S	*	3/1929	Streng	D10/126
D96,208	S	*	7/1935	Sunshine	D10/30
2,955,357	A	*	10/1960	Uebelhardt	33/272
3,570,239	A	*	3/1971	Charles	368/11
D267,478	S	*	1/1983	Kanoui	D10/32
D279,359	S	*	6/1985	Szigeti	D10/126
4,855,973	A	*	8/1989	Crocco	368/282
D314,153	S	*	1/1991	Ratajski	D10/32
D315,311	S	*	3/1991	Ratajski	D10/32
D318,809	S	*	8/1991	Bourquin et al.	D10/39

D325,532	S	*	4/1992	Bulgari	D10/39
D340,650	S	*	10/1993	Iwamura	D10/32
5,398,218	A	*	3/1995	Munnier et al.	368/282
5,479,381	A	*	12/1995	Goldenberg et al.	368/282
D373,322	S	*	9/1996	Helleu	D10/125
D377,612	S	*	1/1997	Lee	D10/31
D390,132	S	*	2/1998	Rosenthal	D10/39
6,944,098	B2	*	9/2005	Rochat et al.	368/88
D518,388	S	*	4/2006	Bitetto	D10/31
D528,019	S	*	9/2006	Bedat	D10/39
D550,102	S	*	9/2007	Dreyfuss	D10/39
D551,093	S	*	9/2007	Hegi	D10/31
D572,609	S	*	7/2008	Colombo	D10/39

* cited by examiner

Primary Examiner—Lucy Lieberman

(74) *Attorney, Agent, or Firm*—Young & Thompson

(57) **CLAIM**

The ornamental design for a watch, as shown and described.

DESCRIPTION

FIG. 1 is a front view of a watch showing my new design;

FIG. 2 is a rear view thereof;

FIG. 3 is a side view from the bottom of FIG. 1;

FIG. 4 is a side view from the top of FIG. 1;


FIG. 5 is a side view from the left of FIG. 1;

FIG. 6 is a side view from the right of FIG. 1;

FIG. 7 is a front perspective view thereof; and,

FIG. 8 is a rear perspective view thereof.

1 Claim, 3 Drawing Sheets



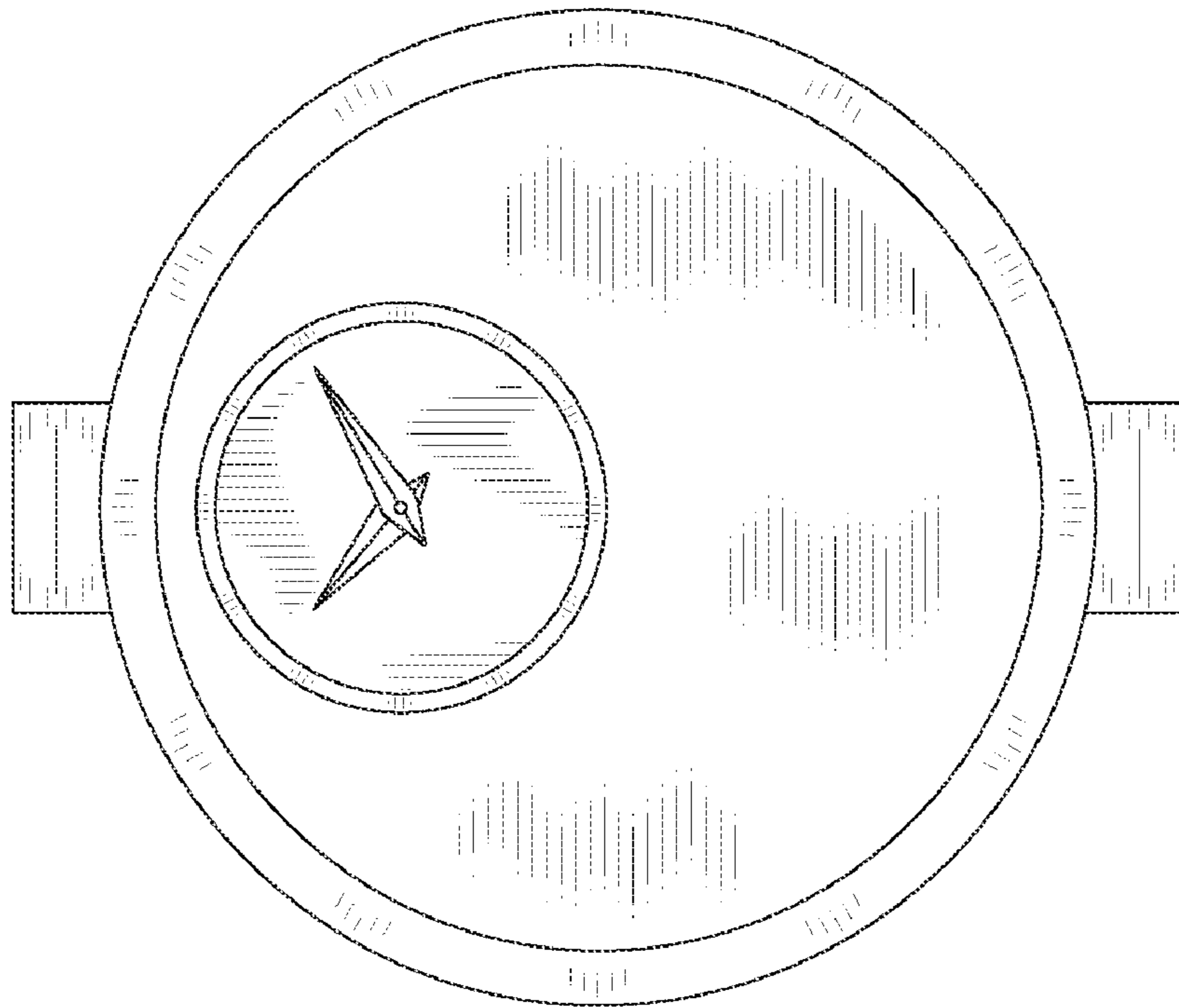


Fig.1

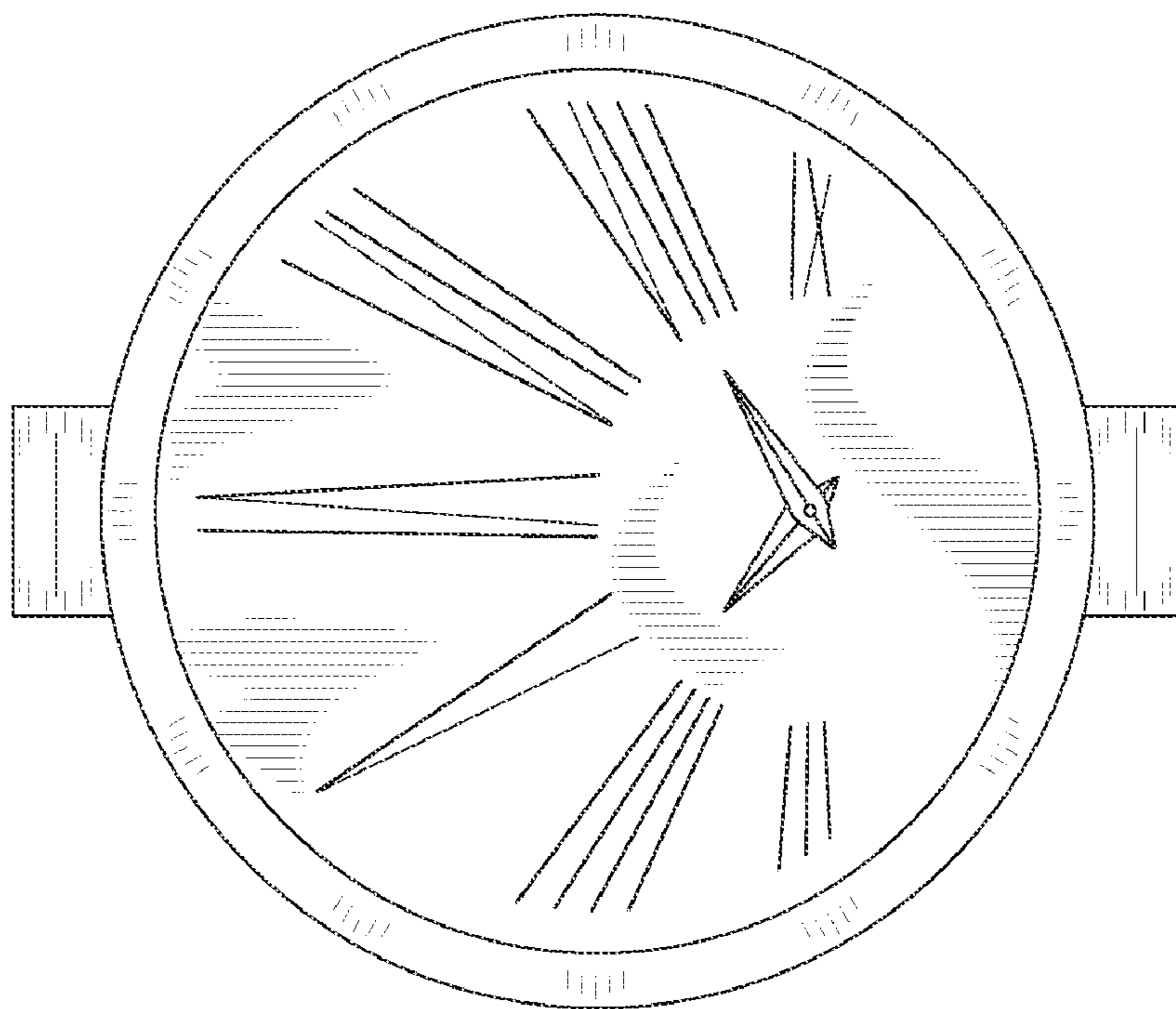


Fig.2

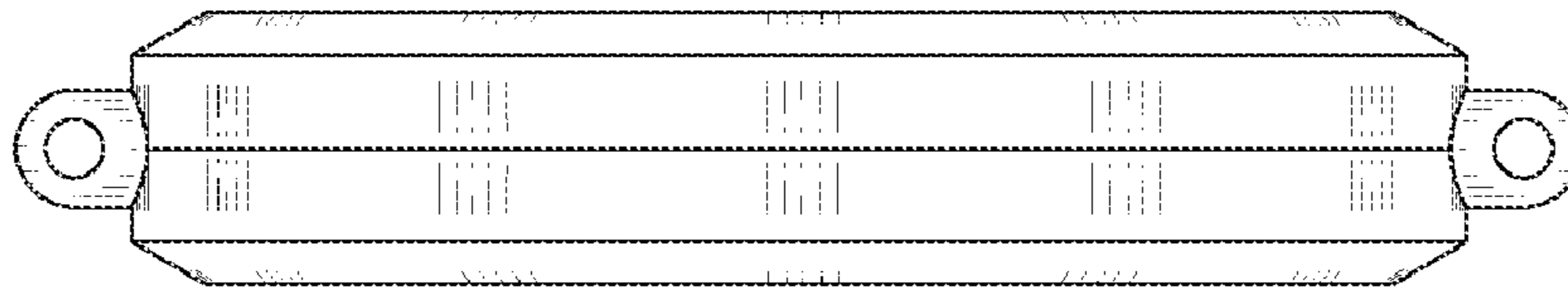


Fig.3




Fig.4

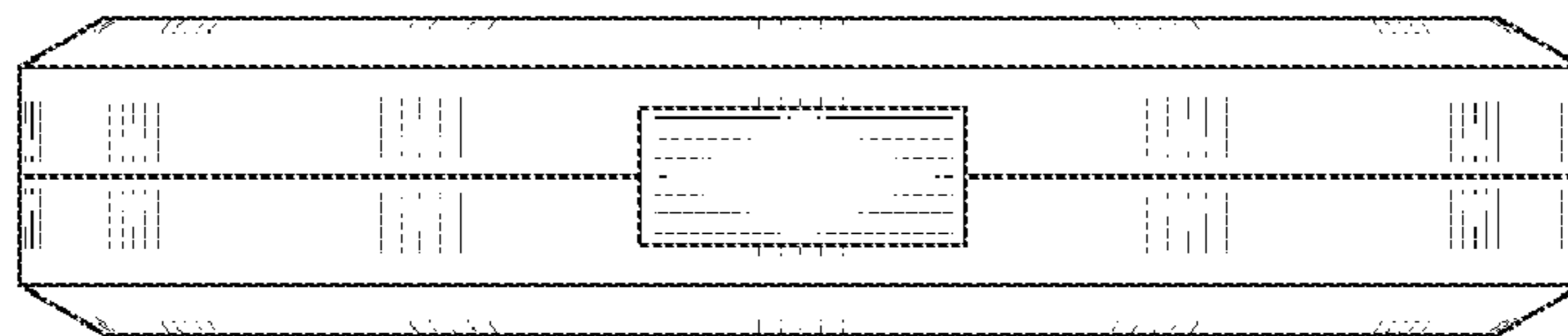


Fig.5




Fig.6

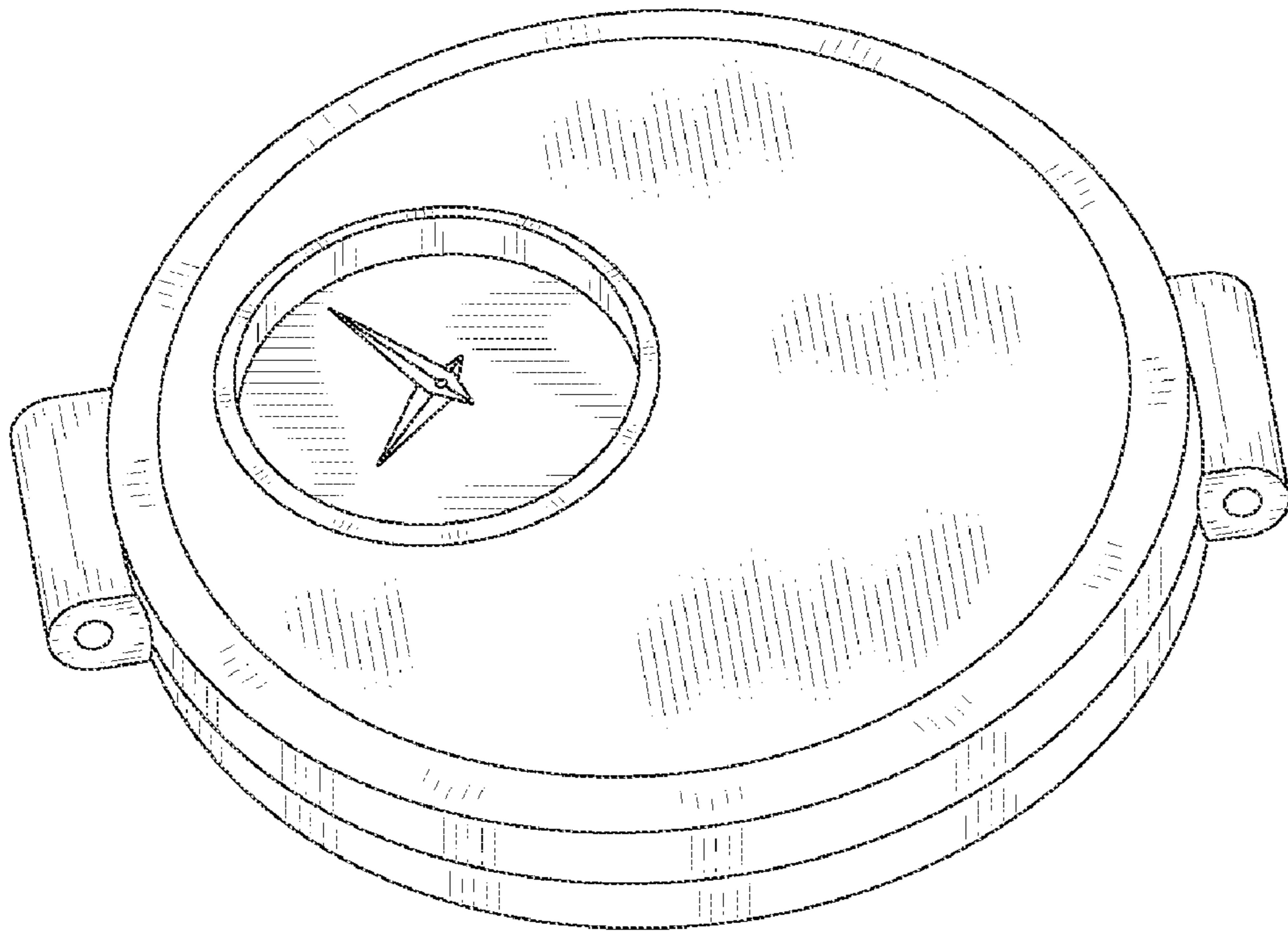


Fig.7

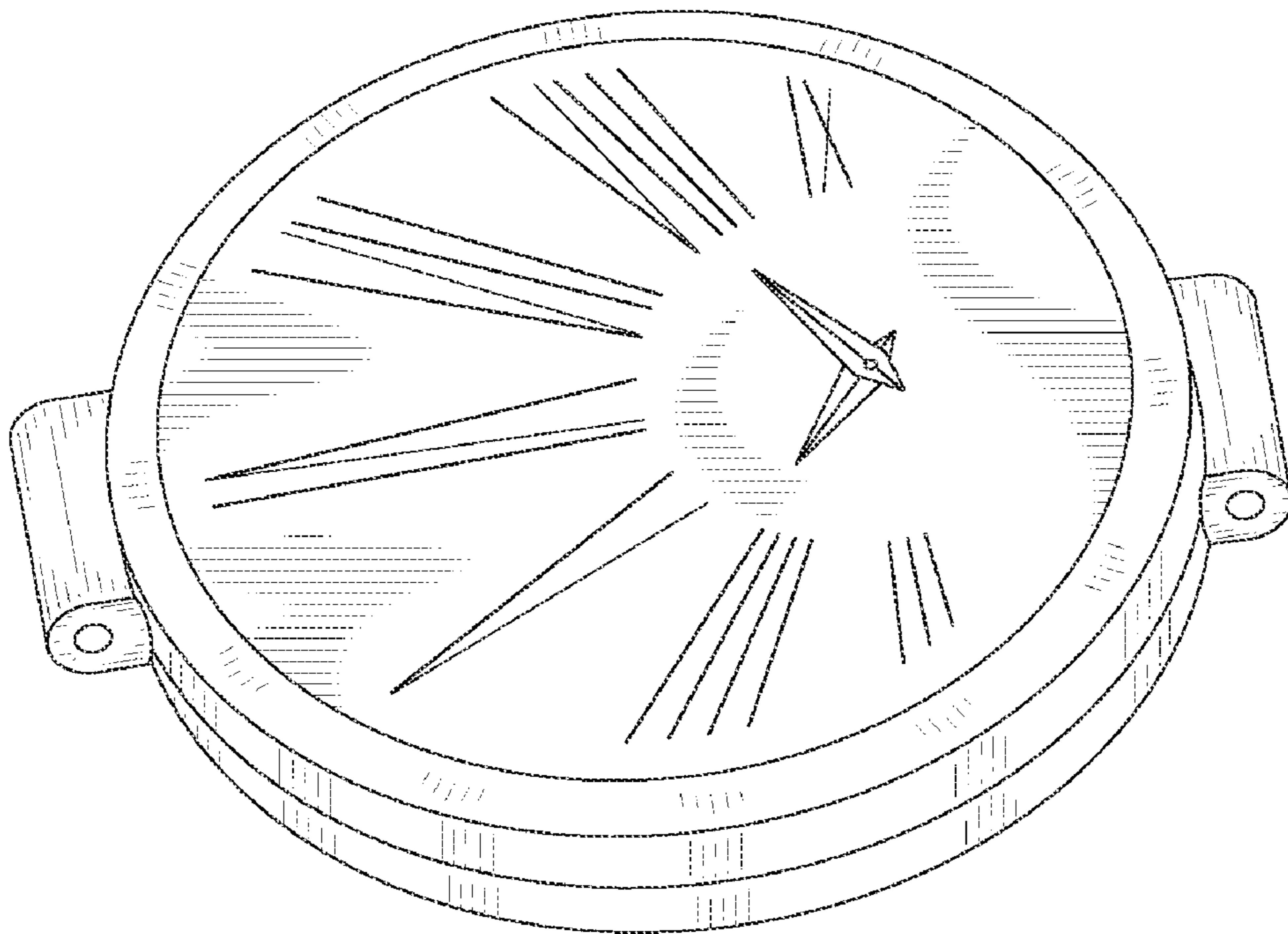


Fig.8