



US00D607725S

(12) **United States Design Patent**
Chen

(10) **Patent No.:** **US D607,725 S**

(45) **Date of Patent:** **** Jan. 12, 2010**

(54) **PACKAGING FOR BOTTLES**

(76) Inventor: **Jen-Lin Chen**, 10180 Prado Vista Dr.,
Cupertino, CA (US) 95014

(**) Term: **14 Years**

(21) Appl. No.: **29/313,025**

(22) Filed: **Dec. 2, 2008**

(30) **Foreign Application Priority Data**

Jun. 2, 2008 (EM) 000944400-0001

(51) **LOC (9) Cl.** **09-03**

(52) **U.S. Cl.** **D9/430**

(58) **Field of Classification Search** D9/430-433,
D9/414, 418, 420-423; D3/272; 206/278,
206/297, 299, 457, 770, 737, 822; 229/100,
229/101, 101.3, 106, 108, 108.1, 116.1, 116.3,
229/116.5, 121, 122, 201, 213, 221, 222,
229/227, 922, 939, 942, 87.08, 101.2, 193,
229/195, 197

See application file for complete search history.

(56) **References Cited**

U.S. PATENT DOCUMENTS

2,105,953 A * 1/1938 Ouellette 229/101
3,203,617 A * 8/1965 Paige 206/418
D207,746 S * 5/1967 Cote D9/418
3,485,354 A * 12/1969 Bader 206/338
D230,572 S * 3/1974 D'Alessio D9/418
D235,514 S * 6/1975 Hackenberg D9/418
4,503,975 A * 3/1985 Meyers et al. 206/486
D291,065 S * 7/1987 Pugh D9/418

D291,867 S * 9/1987 Berger D9/430
D360,358 S * 7/1995 Steinfels, III D9/415
D379,905 S * 6/1997 Cusanelli D7/619.1
5,730,296 A * 3/1998 Limmer 206/738
D434,650 S * 12/2000 Humphrey D9/418
D455,649 S * 4/2002 Humphrey D9/415
D455,955 S * 4/2002 Hood et al. D9/418
D483,663 S * 12/2003 Sherman D9/415
D519,829 S * 5/2006 Campo D9/418
D528,411 S * 9/2006 Nehus et al. D9/432
D551,070 S * 9/2007 Wallwork D9/418
7,334,686 B2 * 2/2008 Filardi 206/766

* cited by examiner

Primary Examiner—Robert M Spear

Assistant Examiner—Karen Acker

(74) *Attorney, Agent, or Firm*—Collard & Roe, PC

(57) **CLAIM**

The ornamental design for a packaging for bottles, as shown and described.

DESCRIPTION

FIG. 1 shows a perspective view of my design for a packaging for bottles;

FIG. 2 shows a front view thereof;

FIG. 3 shows a rear view thereof;

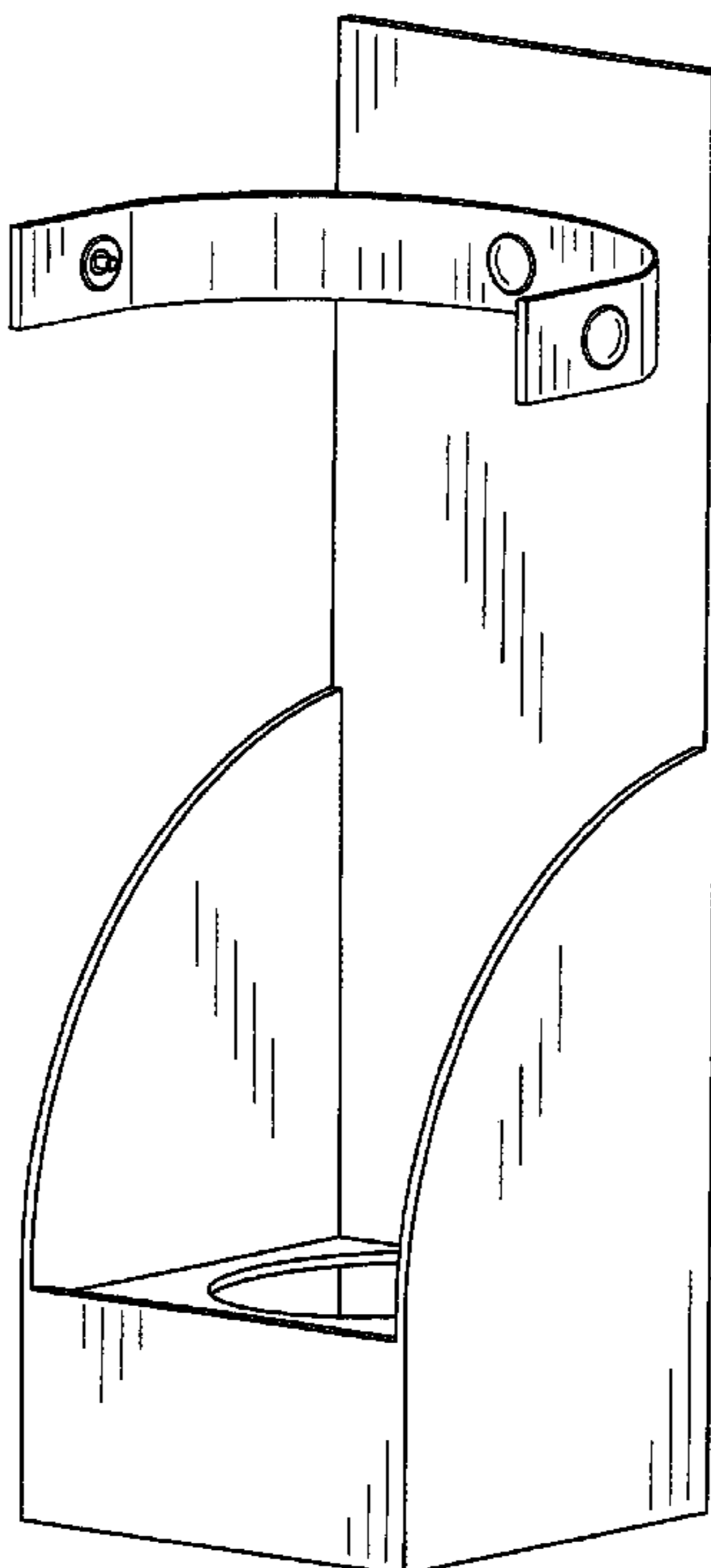
FIG. 4 shows a top view thereof;

FIG. 5 shows a bottom view thereof;

FIG. 6 shows a right side view thereof; and,

FIG. 7 shows a left side view thereof.

1 Claim, 4 Drawing Sheets



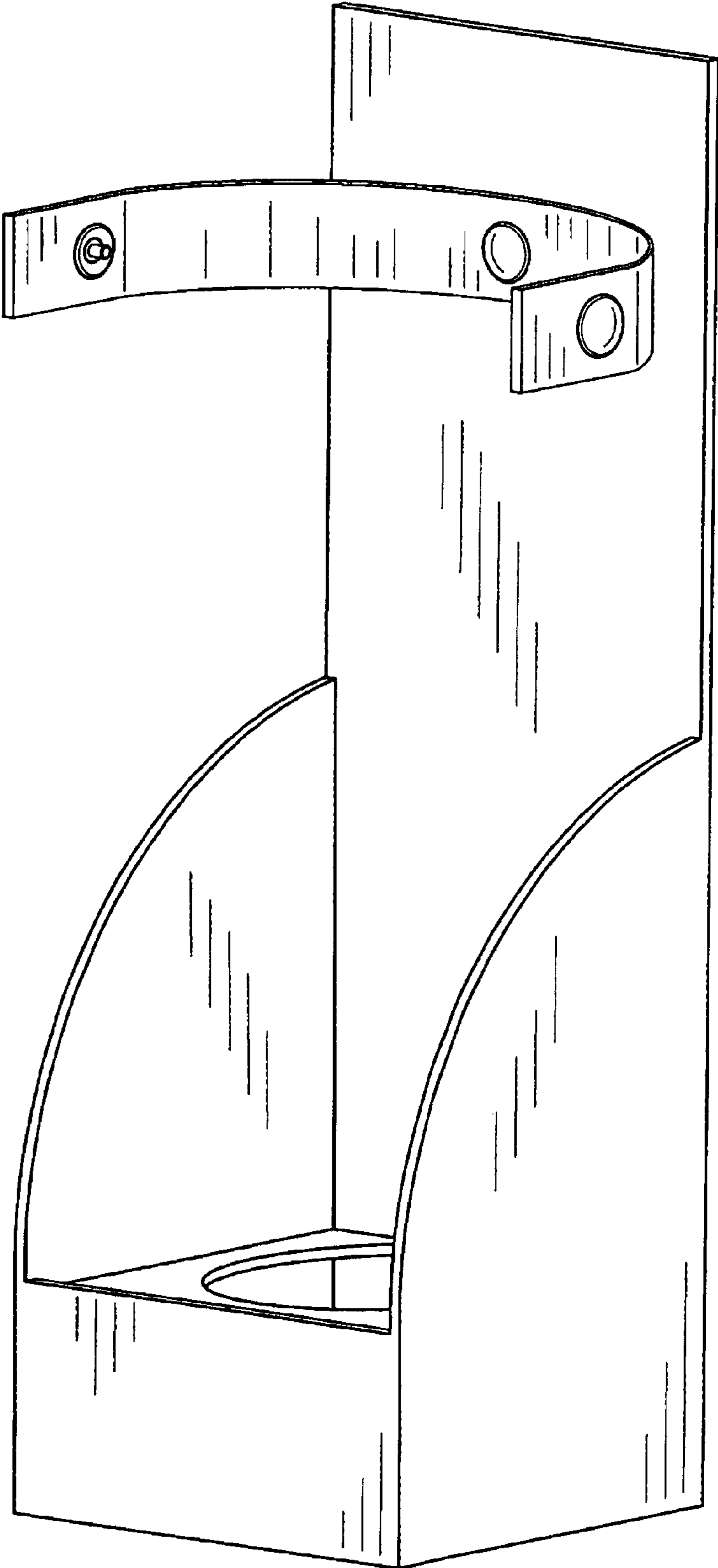


FIG. 1

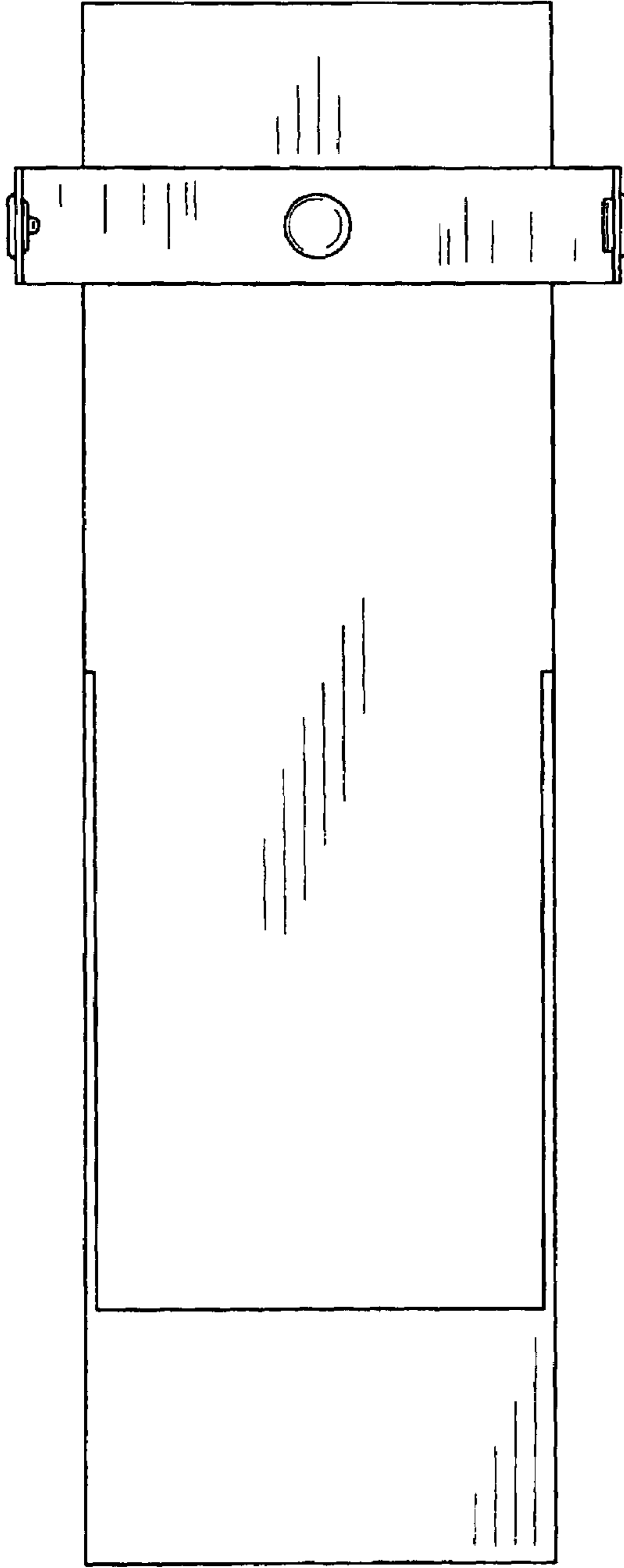


FIG. 2

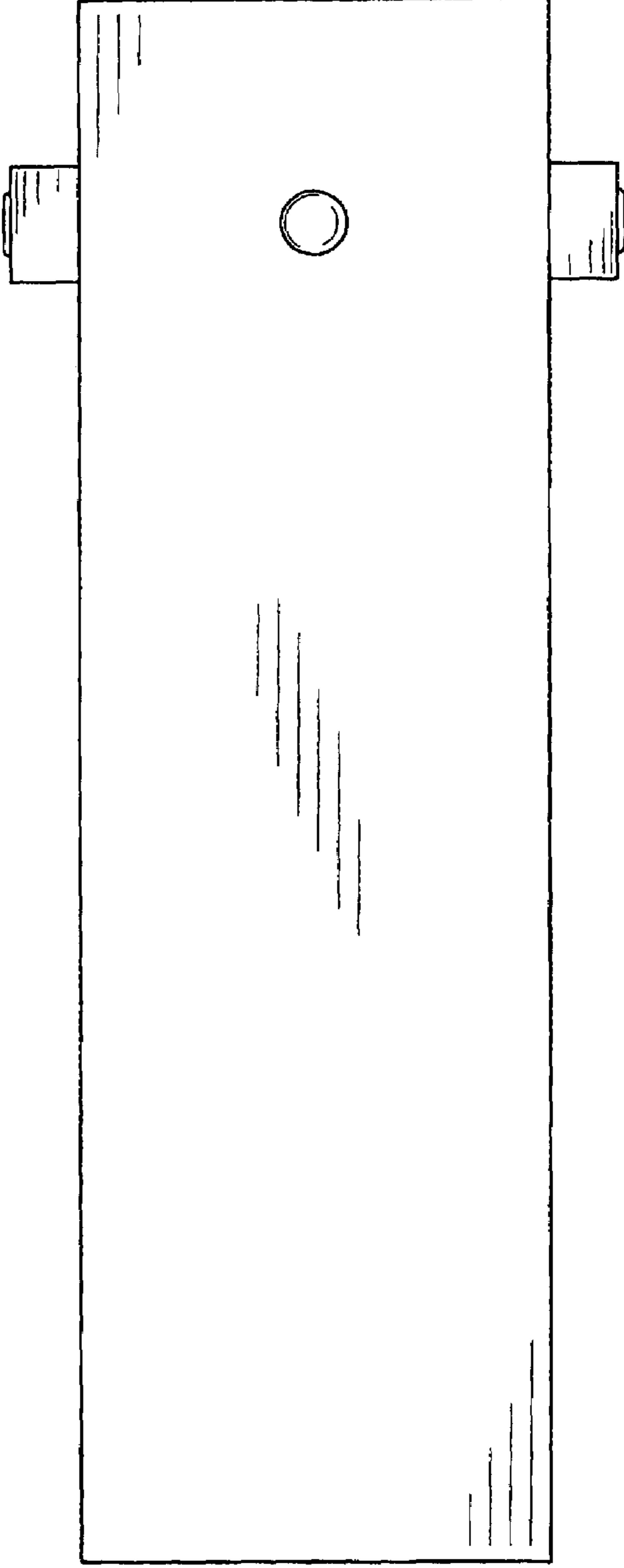


FIG. 3

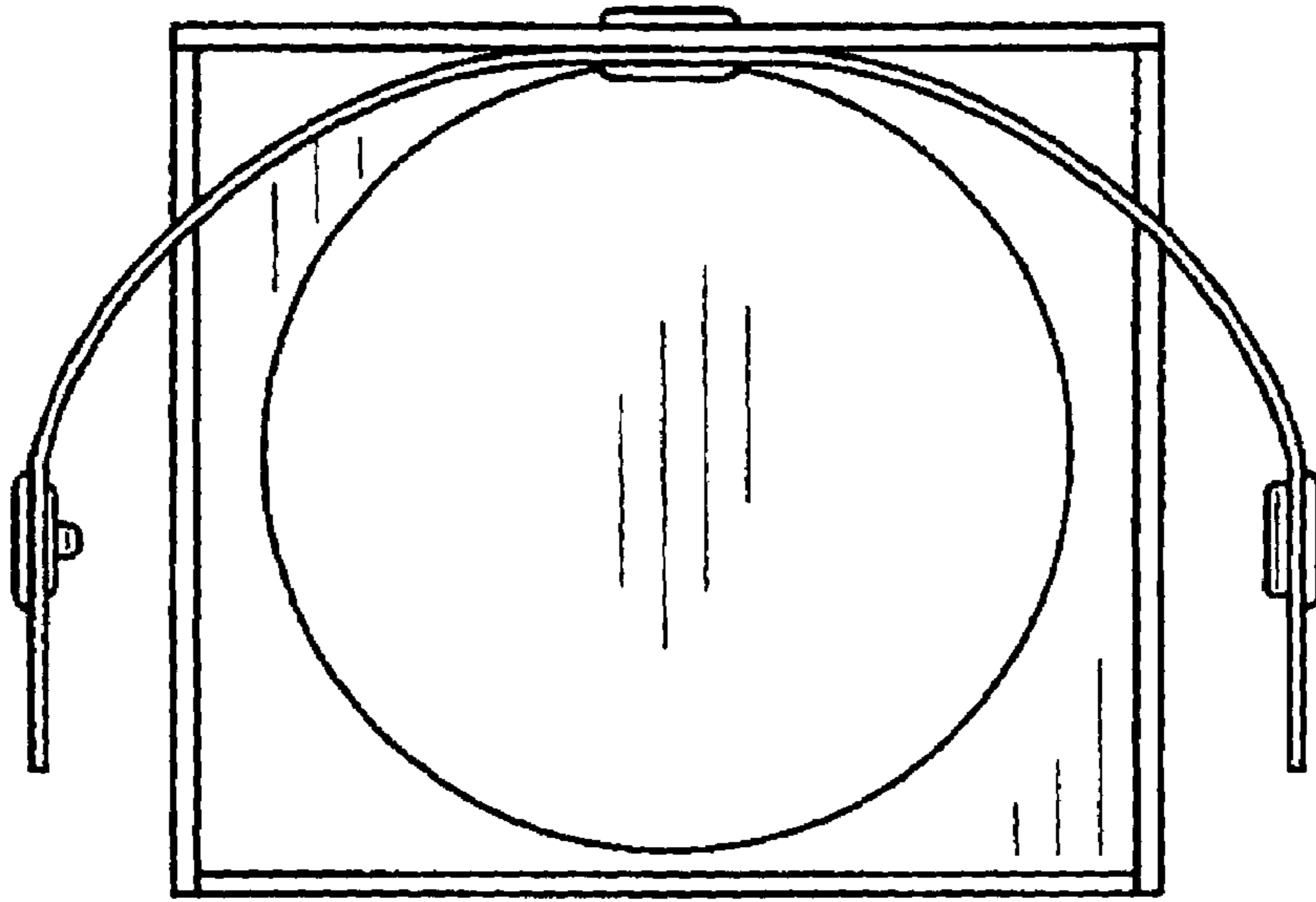


FIG. 4

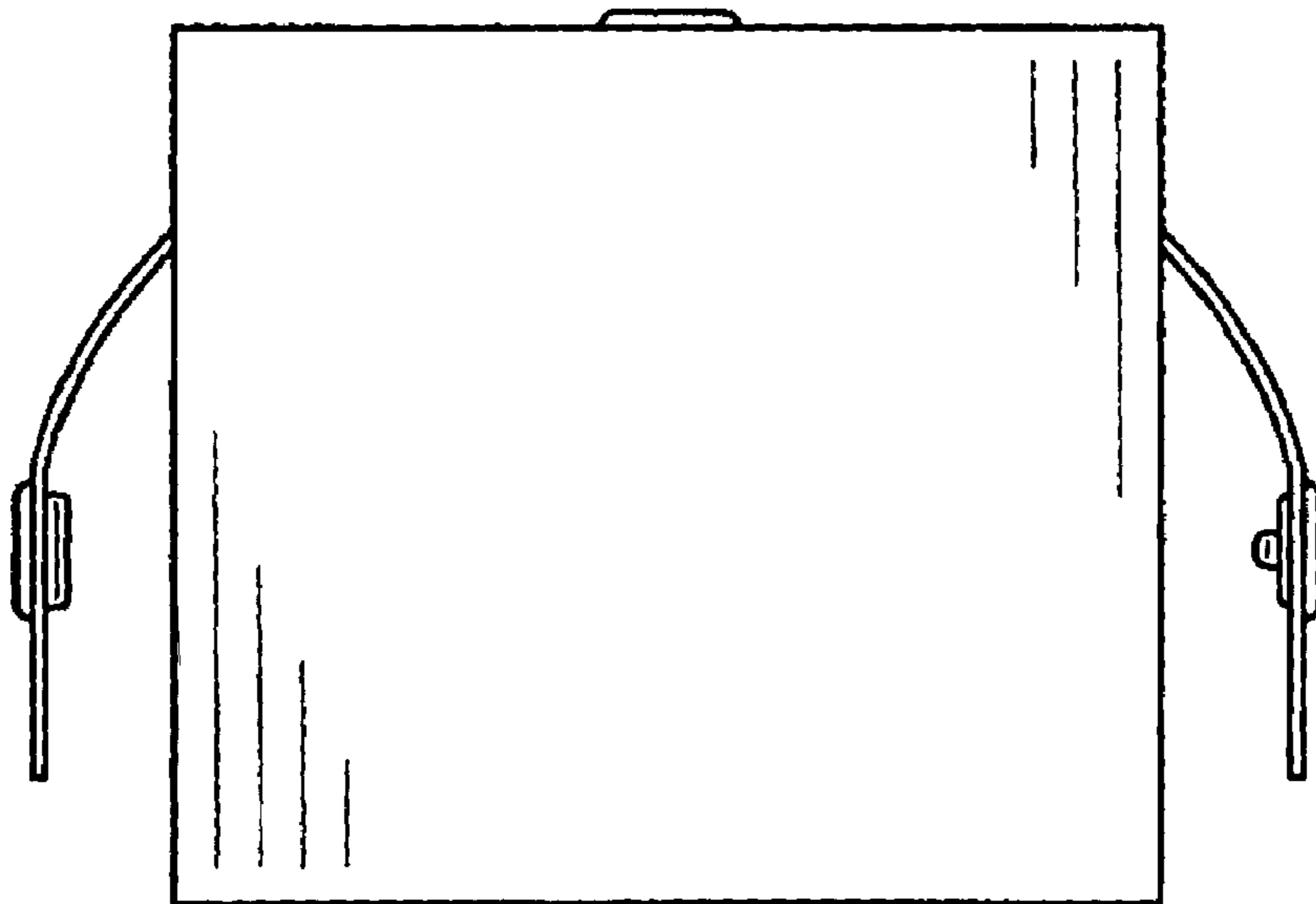


FIG. 5

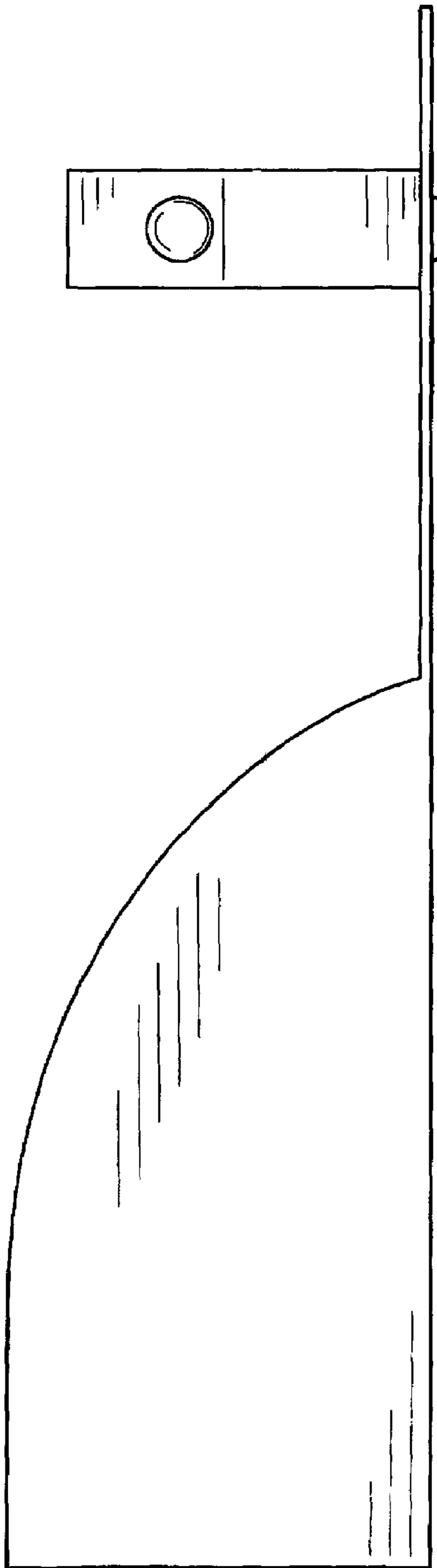


FIG. 6

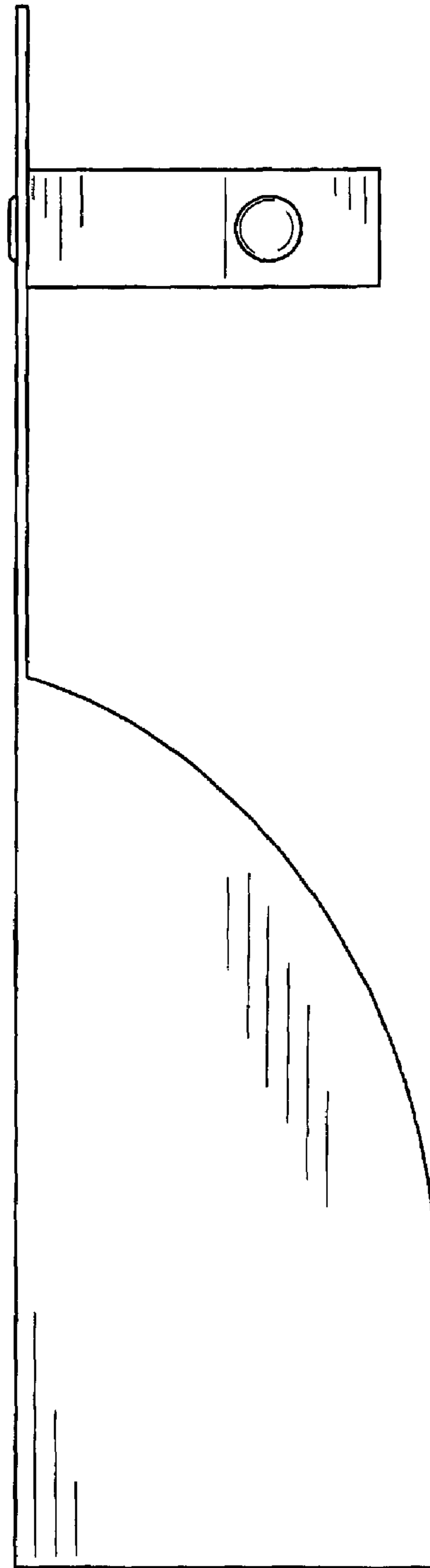


FIG. 7