



US00D607724S

(12) **United States Design Patent**
Dreier et al.

(10) **Patent No.:** **US D607,724 S**
(45) **Date of Patent:** **** Jan. 12, 2010**

(54) **SLEEVE**

(75) Inventors: **Joachim Alfred Dreier**, Weisenbach (DE); **Luciene Pierin**, Heilbronn (DE); **Stefano Trombetta**, Roletto (IT)

(73) Assignee: **Conopco, Inc.**, Englewood Cliffs, NJ (US)

(**) Term: **14 Years**

(21) Appl. No.: **29/310,900**

(22) Filed: **Sep. 17, 2008**

(30) **Foreign Application Priority Data**

Mar. 20, 2008 (GB) 4006919

(51) **LOC (9) Cl.** **09-03**

(52) **U.S. Cl.** **D9/430**

(58) **Field of Classification Search** D9/430-433, D9/414, 418, 420-423, 711; D3/272; 206/278, 206/297, 299, 457, 770, 737, 822; 229/100, 229/101, 101.3, 106, 108, 108.1, 116.1, 116.3, 229/116.5, 121, 122, 201, 213, 221, 222, 229/227, 922, 939, 942, 87.08, 101.2, 193, 229/195, 197

See application file for complete search history.

(56) **References Cited**

U.S. PATENT DOCUMENTS

D56,306 S * 9/1920 Philips D9/414
3,121,525 A * 2/1964 Hayes 206/523
3,443,681 A * 5/1969 Wysocki 206/508
D222,669 S * 11/1971 Freiman D9/433
3,784,000 A * 1/1974 Brown 426/115
4,130,237 A * 12/1978 Struble 229/121
4,667,872 A * 5/1987 Desmond et al. 229/106
4,751,536 A * 6/1988 Ohmura et al. 396/6
4,756,419 A * 7/1988 Le Bras 206/430
D304,017 S * 10/1989 Oliff D9/433

D337,048 S * 7/1993 Detert et al. D9/418
D343,357 S * 1/1994 Masunaga D9/422
5,328,030 A * 7/1994 Sutherland 206/429
5,360,113 A * 11/1994 Harris 206/427
D379,905 S * 6/1997 Cusanelli D7/619.1
D390,103 S * 2/1998 Gerson D9/600
D395,601 S * 6/1998 Miller et al. D9/433
5,855,275 A * 1/1999 Hunter et al. 206/429
D415,418 S * 10/1999 You et al. D9/422
D417,617 S * 12/1999 Jensen et al. D9/433
6,202,920 B1 * 3/2001 Auclair 229/103.2
D502,097 S * 2/2005 Holthaus et al. D9/430
D587,997 S * 3/2009 Gross D9/432

OTHER PUBLICATIONS

Applicant: Dreier, et al., U.S. Appl. No. 29/310,891, filed Sep. 17, 2008, For: Sleeve.

Applicant: Dreier, et al., U.S. Appl. No. 29/310,892, filed Sep. 17, 2008, For: Sleeve.

* cited by examiner

Primary Examiner—Robert M Spear

Assistant Examiner—Karen Acker

(74) *Attorney, Agent, or Firm*—Ellen Plotkin

(57) **CLAIM**

The ornamental design for a sleeve, as shown and described.

DESCRIPTION

FIG. 1 is a perspective view from above and one side and one end of our sleeve;

FIG. 2 is a side view of our sleeve;

FIG. 3 is a view from another side of our sleeve;

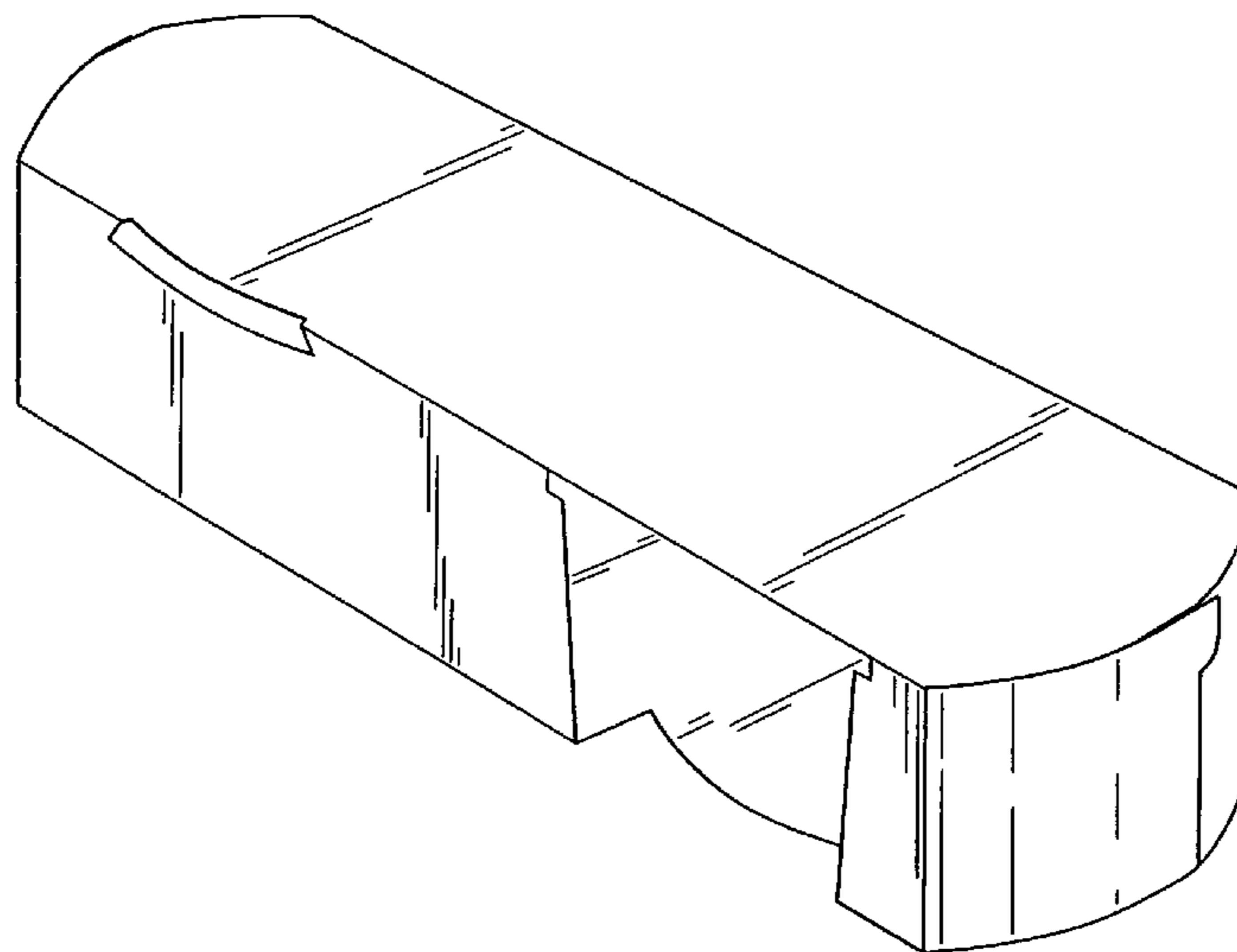
FIG. 4 is a plan view of our sleeve;

FIG. 5 is an underneath plan view of our sleeve;

FIG. 6 is an end view of our sleeve; and,

FIG. 7 is a view of the other end of our sleeve.

1 Claim, 3 Drawing Sheets



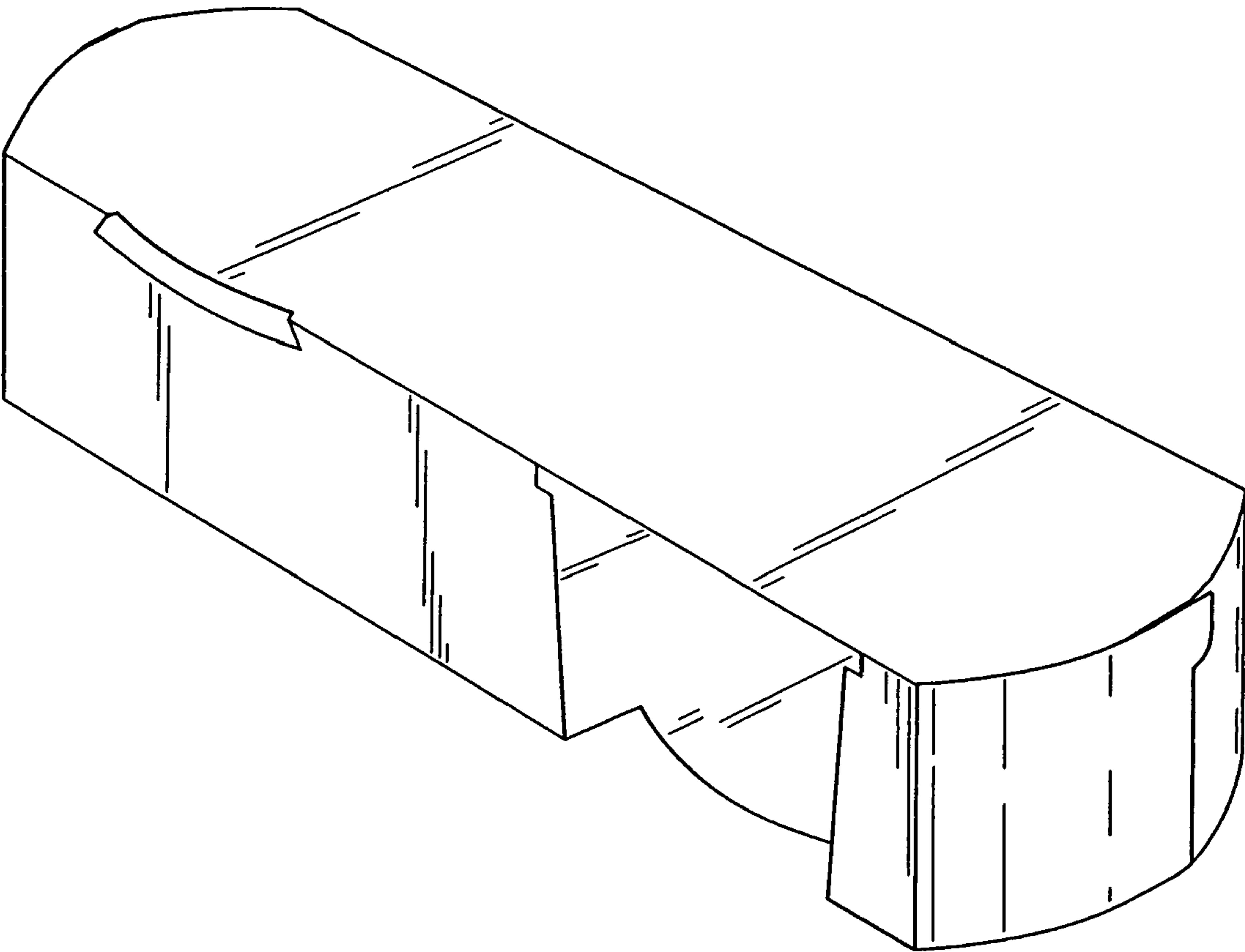


Fig. 1.

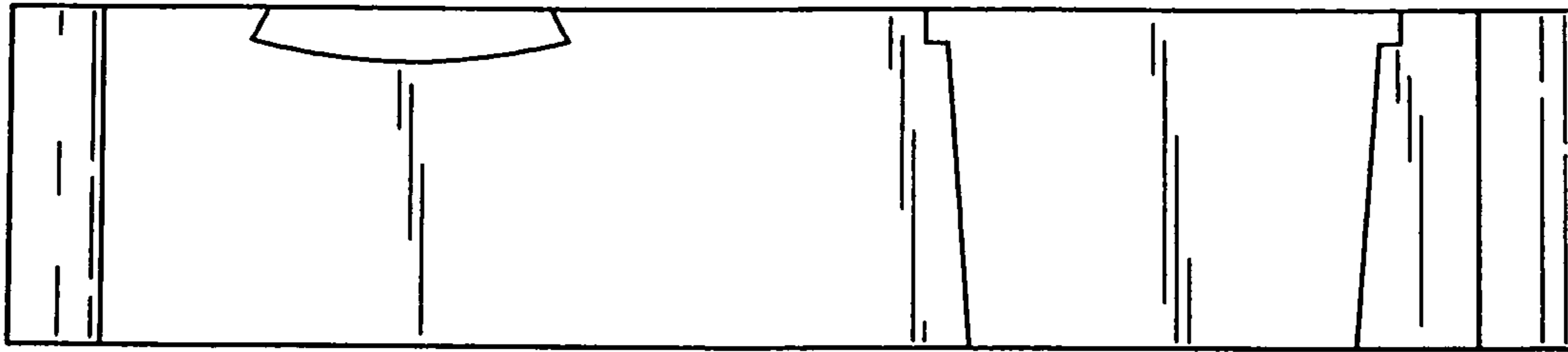


Fig.2.




Fig.3.

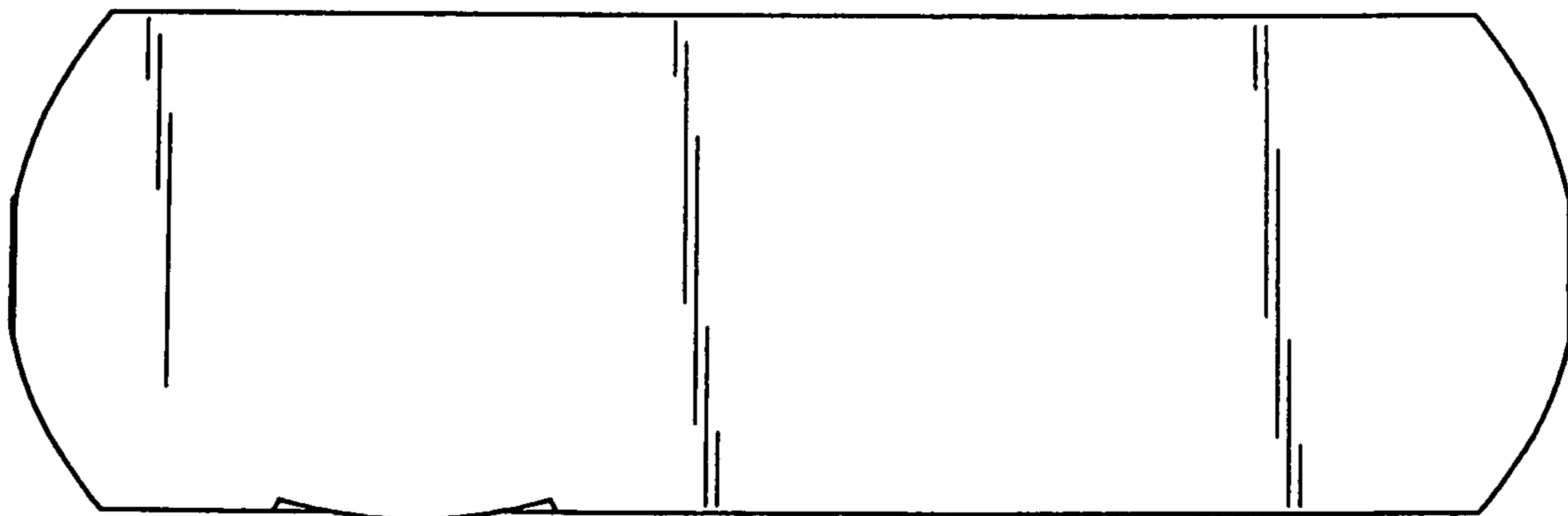


Fig.4.




Fig. 5.

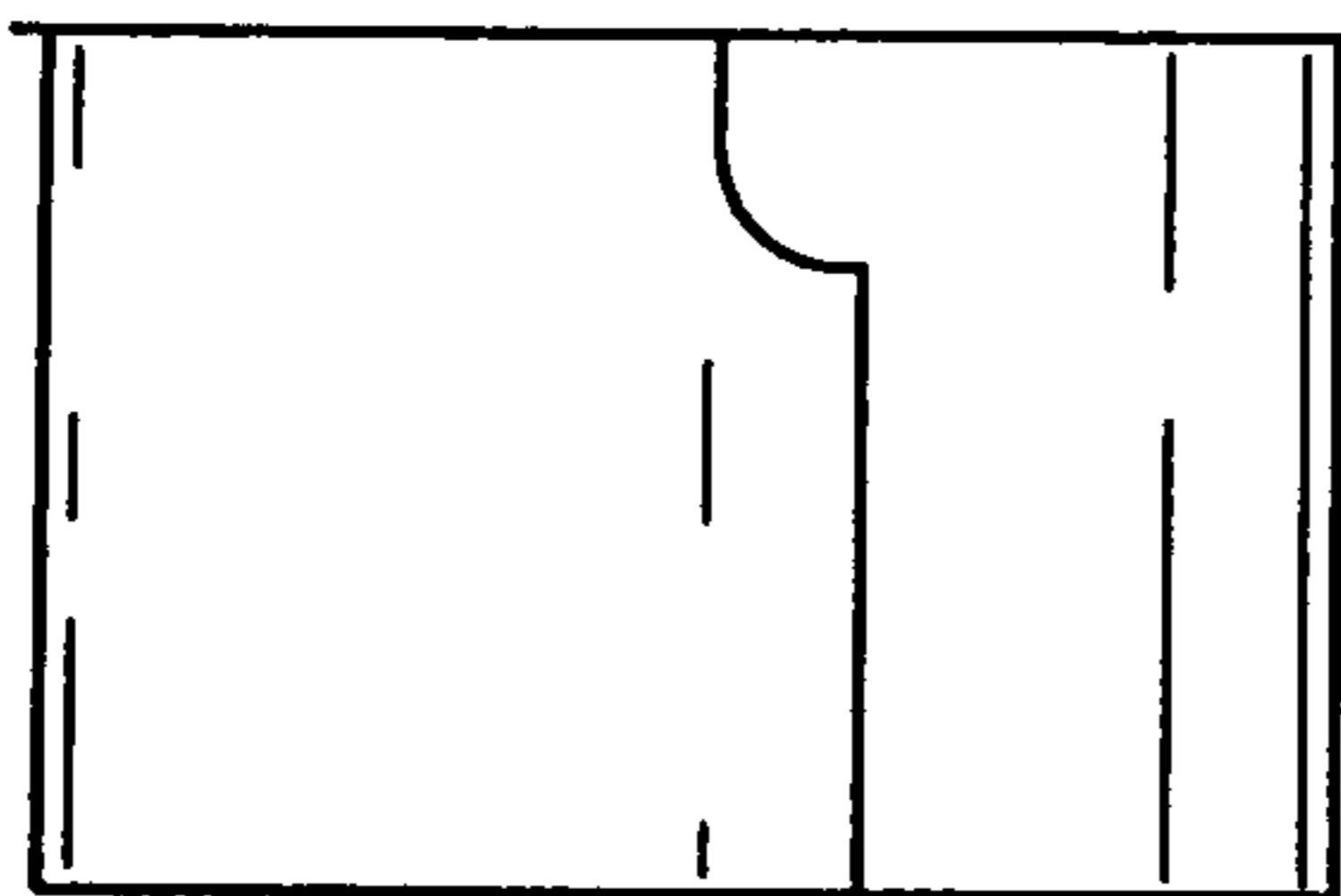


Fig. 6.

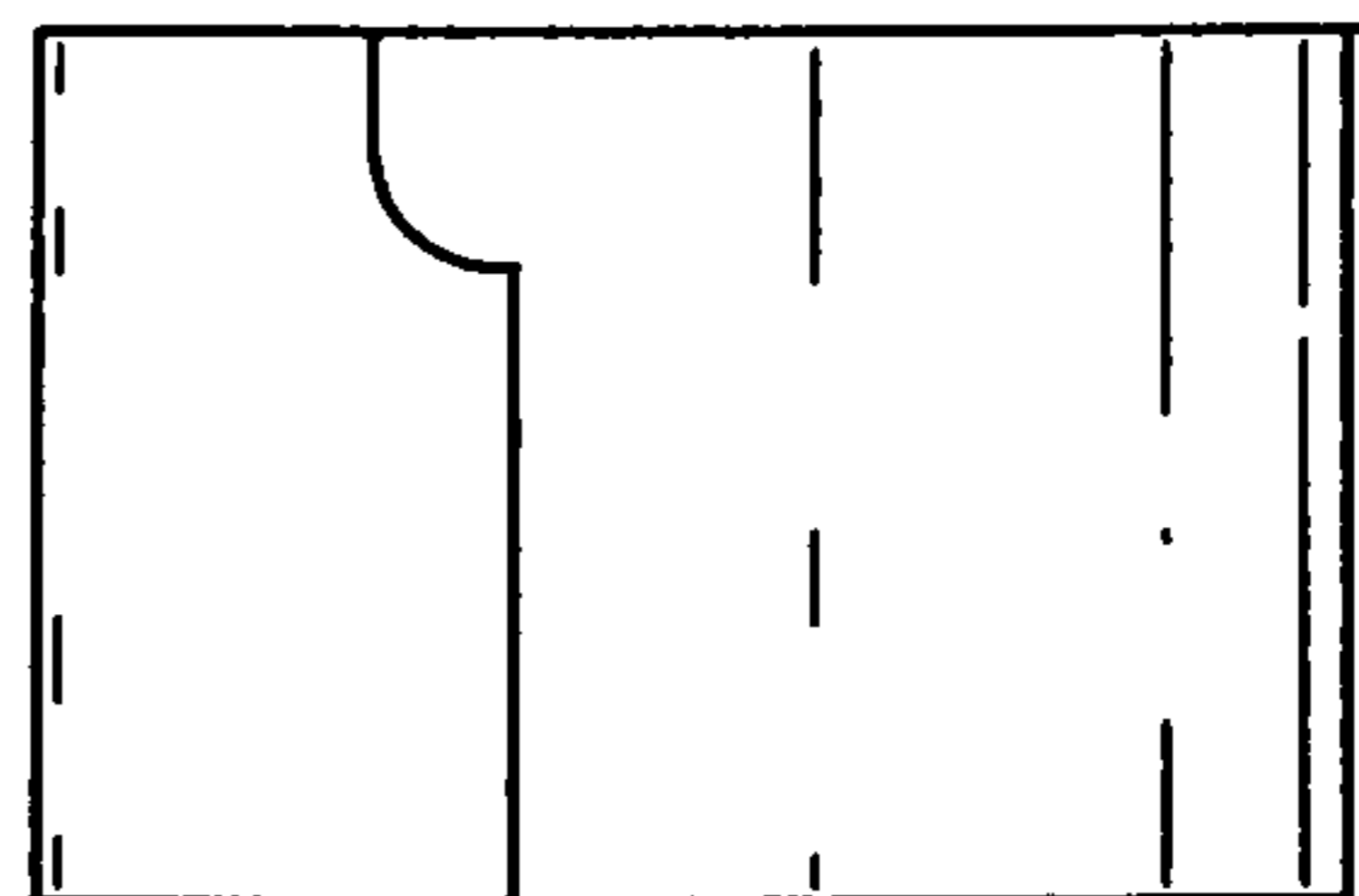


Fig. 7.