



US00D607710S

(12) **United States Design Patent**
Rand

(10) **Patent No.:** **US D607,710 S**
(45) **Date of Patent:** **** Jan. 12, 2010**

(54) **ELECTRIC GUITAR KEY**

(76) Inventor: **David W. Rand**, 12027 St. Vrain Rd.,
Longmont, CO (US) 80501

(**) Term: **14 Years**

(21) Appl. No.: **29/334,598**

(22) Filed: **Mar. 30, 2009**

Related U.S. Application Data

(62) Division of application No. 29/305,026, filed on Mar.
12, 2008.

(51) **LOC (9) Cl.** **08-07**

(52) **U.S. Cl.** **D8/348**

(58) **Field of Classification Search** D8/347,
D8/348; 70/347, 271, 278.2, 336, 344-348,
70/357, 382, 393, 429, 469, 448; D17/14,
D17/20, 21; 84/173, 209, 298, 307

See application file for complete search history.

(56) **References Cited**

U.S. PATENT DOCUMENTS

2,824,478	A	2/1958	Shultz	
2,903,935	A	9/1959	Raze	
D190,508	S	6/1961	Roger	
3,427,833	A	2/1969	Lempke	
D220,650	S	5/1971	Pozanovich	
D225,301	S *	12/1972	Uliano	D8/348
D286,400	S	10/1986	Moller	
D286,413	S	10/1986	DeFrancesco	
D293,730	S	1/1988	Blatnick	
4,974,486	A *	12/1990	Wallace	84/609
D329,668	S	9/1992	Connelly	
D386,373	S	11/1997	Weinmuller	
D397,027	S *	8/1998	Brown	D8/348
D417,834	S	12/1999	Rompel	
D418,859	S *	1/2000	Herbold	D17/20
6,184,804	B1 *	2/2001	Harrison	341/22

D449,500	S	10/2001	Kelleghan	
D461,701	S *	8/2002	Kang	D8/348
6,473,022	B1 *	10/2002	Wu	341/176
D492,186	S *	6/2004	Howard	D8/347
D501,395	S	2/2005	Kelleghan	
D544,767	S	6/2007	Kelleghan	
D566,524	S *	4/2008	Daas	D8/347
D575,628	S	8/2008	Strawn	
D576,165	S *	9/2008	Yow et al.	D14/400
7,435,178	B1 *	10/2008	Tam et al.	463/38
D586,646	S *	2/2009	Rand	D8/348
D589,512	S *	3/2009	Gray	D14/400

OTHER PUBLICATIONS

U.S. Appl. No. 29/305,026, filed Mar. 12, 2008; Inventor: David
Rand. Copy not provided as application is available in IFW system.

* cited by examiner

Primary Examiner—Prabhakar Deshmukh

(74) *Attorney, Agent, or Firm*—Patent Law Offices of Rick
Martin, P.C.; Bennett Sigmond

(57) **CLAIM**

The ornamental design for an electric guitar key, as shown
and described.

DESCRIPTION

FIG. 1 is a perspective view of an electric guitar key showing
my new design;

FIG. 2 is a top plan view thereof;

FIG. 3 is a bottom plan view thereof;

FIG. 4 is a left side elevation view thereof;

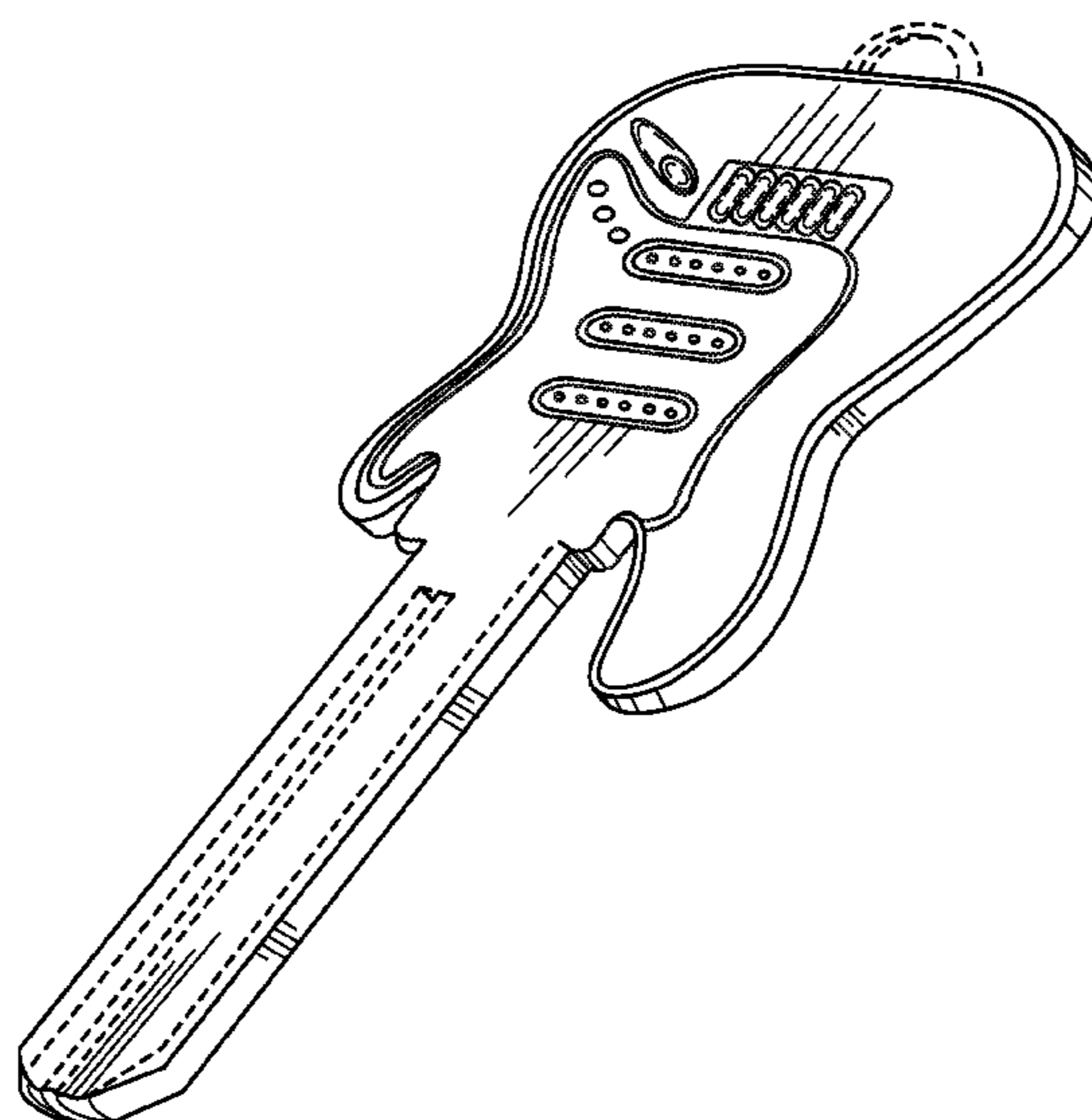
FIG. 5 is a right side elevation view thereof;

FIG. 6 is a front elevation view thereof; and,

FIG. 7 is a rear elevation view thereof.

Portions of the drawings shown in broken lines form no part
of the claimed design.

1 Claim, 4 Drawing Sheets



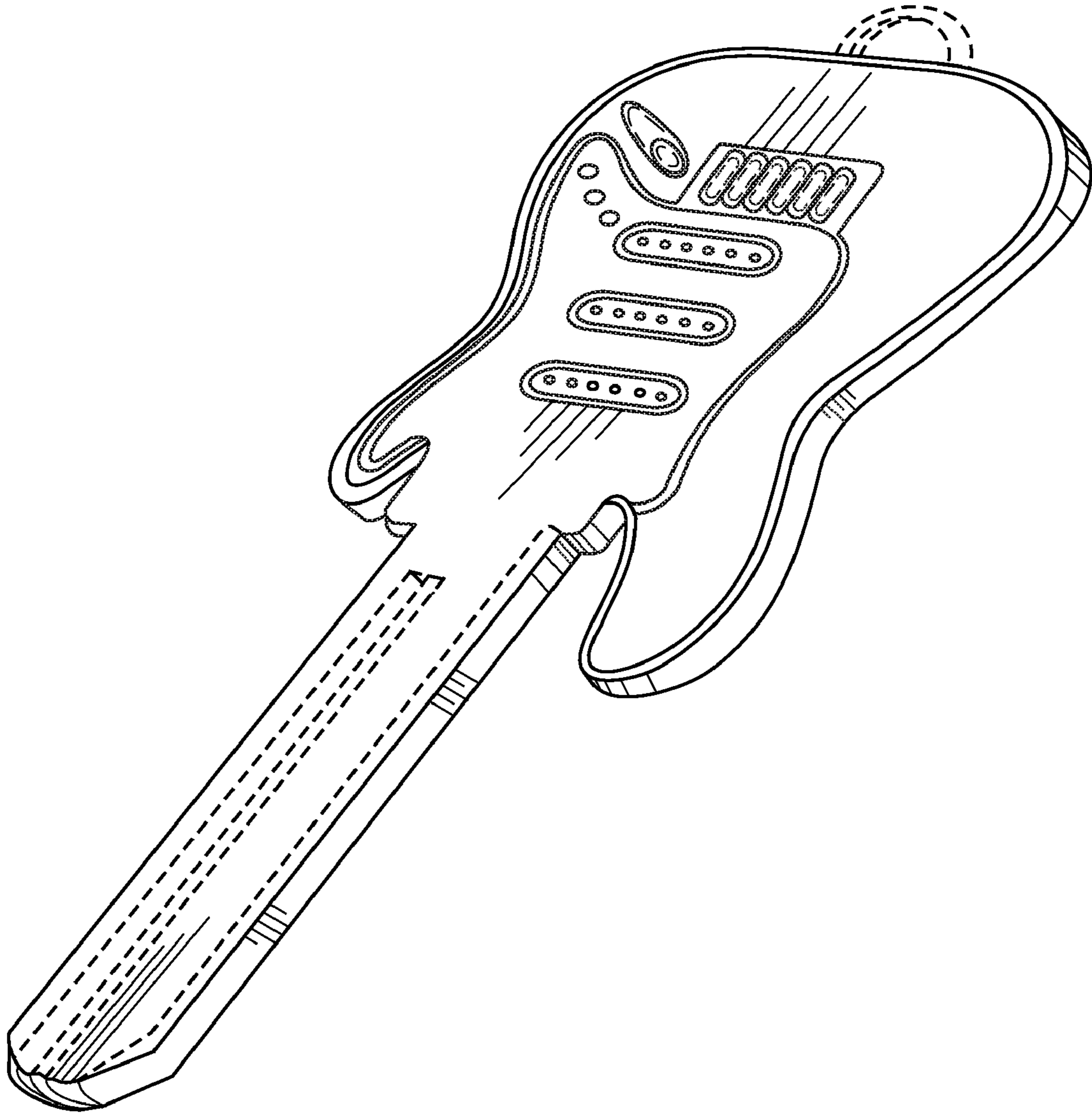


FIG. 1

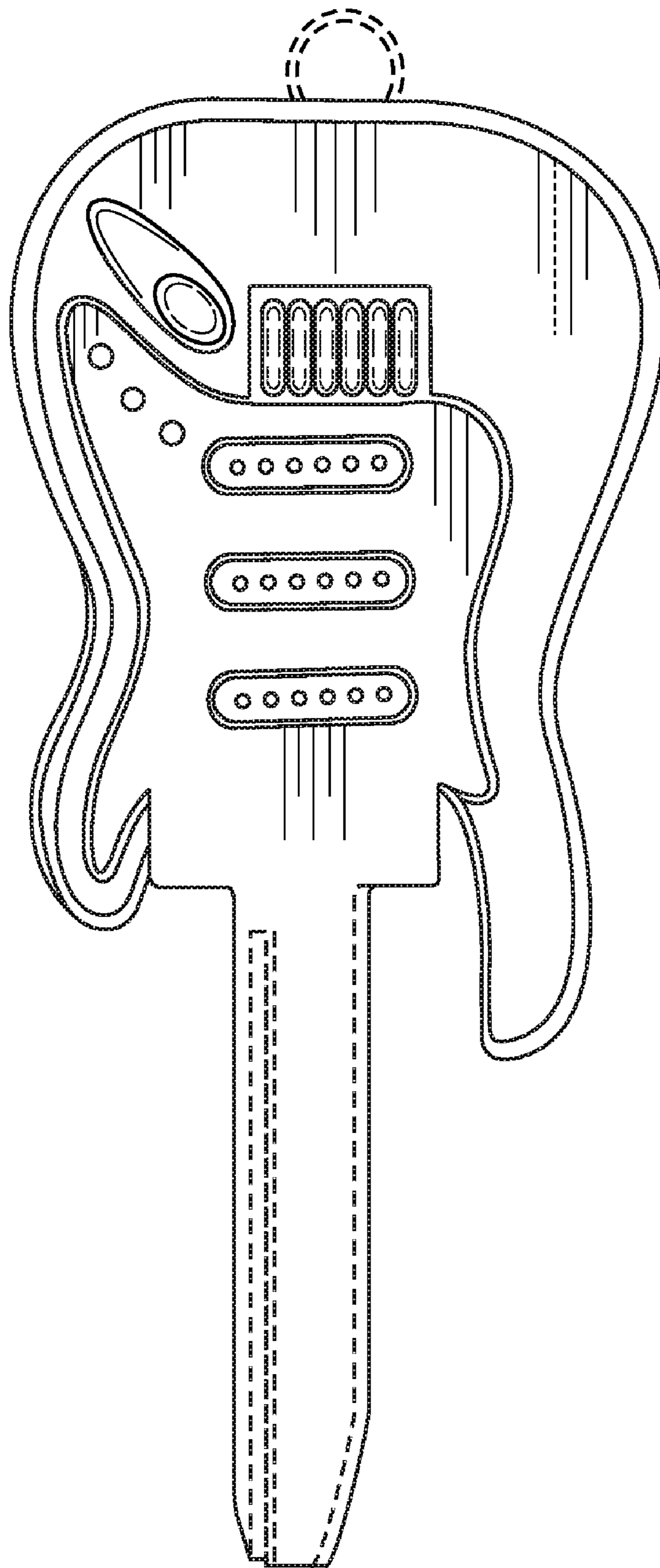


FIG. 2

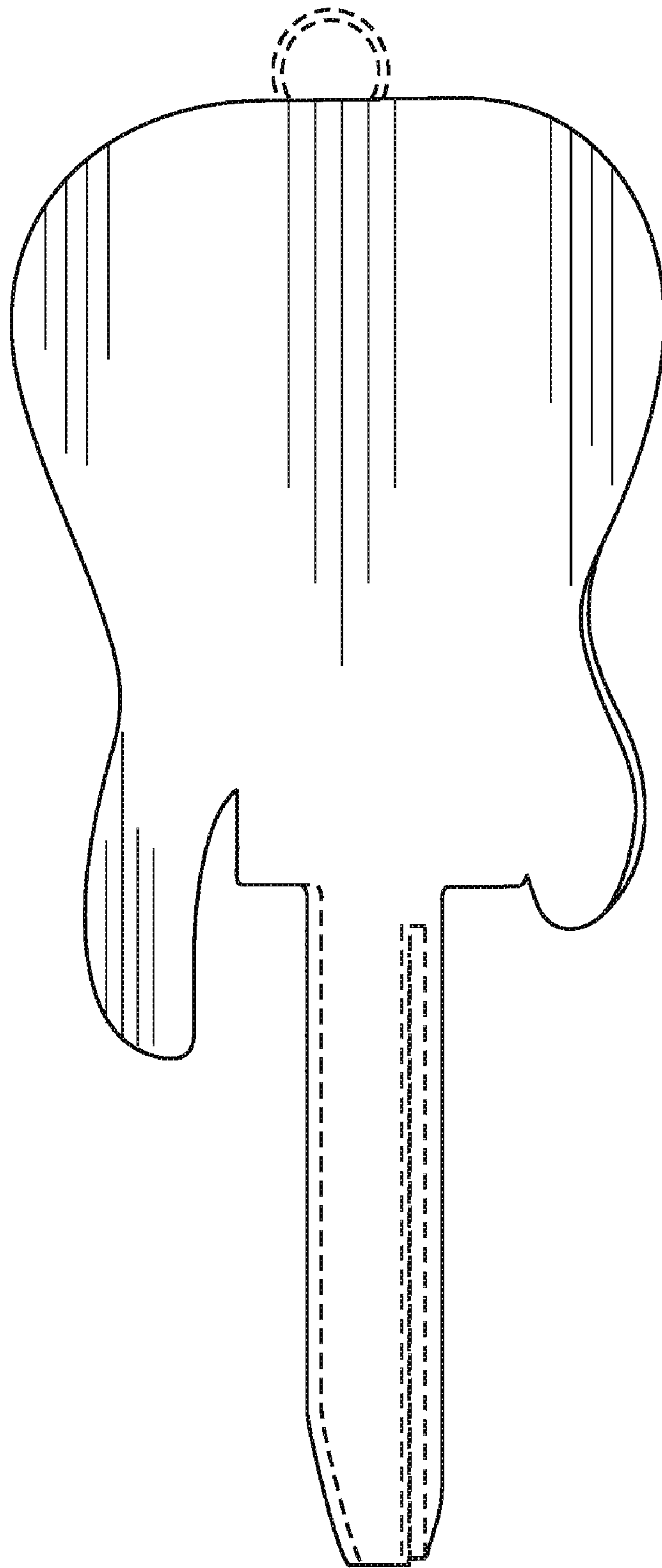


FIG. 3



FIG. 4

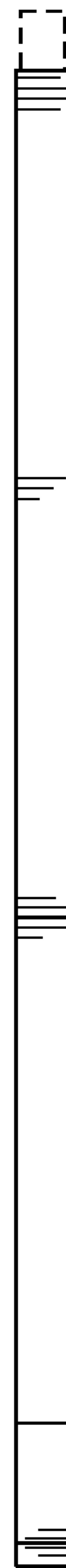


FIG. 5

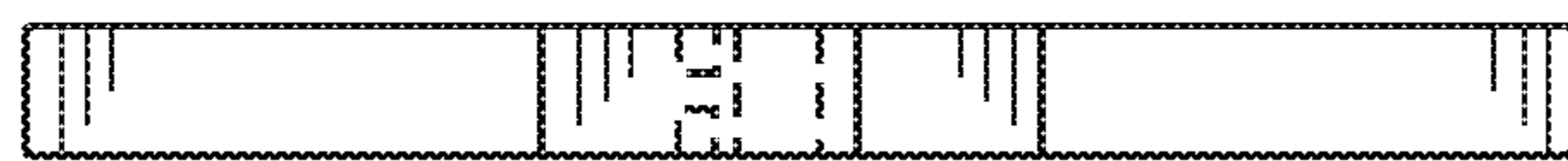


FIG. 6

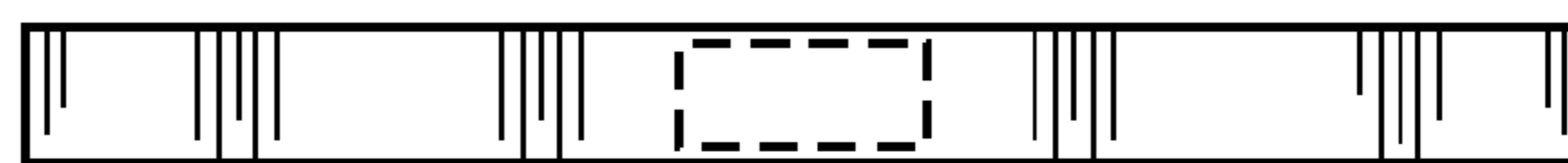


FIG. 7