



US00D607708S

(12) **United States Design Patent**  
**Himbert et al.**

(10) **Patent No.:** **US D607,708 S**

(45) **Date of Patent:** **\*\* Jan. 12, 2010**

(54) **FILE HANDLE**

(75) Inventors: **Hans Himbert**, Stockholm (SE); **Oskar Juhlin**, Gustavsberg (SE)

(73) Assignee: **Kapman AB**, Sandviken (SE)

(\*\*) Term: **14 Years**

(21) Appl. No.: **29/309,865**

(22) Filed: **Oct. 29, 2008**

(30) **Foreign Application Priority Data**

Oct. 3, 2008 (EM) ..... 001014112

(51) **LOC (9) Cl.** ..... **08-05**

(52) **U.S. Cl.** ..... **D8/107**

(58) **Field of Classification Search** ..... D8/20-29,  
D8/55, 61, 93, 98-100, 102-107, 300, 301,  
D8/303, 307, 310, 312, 319-320, 376-378,  
D8/400-499; D4/132-138; D7/393, 395,  
D7/401.1, 401.2, 649, 695; D22/104, 118,  
D22/207; D24/207; D6/524; D26/154;  
D9/443; 15/143.1, 159.1, 160, 168, 175,  
15/194.1, 192; 81/177.1-177.9, 489, 3.2,  
81/436, 439-440, 60-63.2, 477, 479, 52;  
16/427, 422, 436, 110.1, 421, 430-431, 429,  
16/441, 124.6, 414, 417, DIG. 12, DIG. 18,  
16/DIG. 19; 73/862.23; 30/164.5, 151-162;  
211/87.01; 428/28

See application file for complete search history.

(56) **References Cited**

**U.S. PATENT DOCUMENTS**

D411,780 S \* 7/1999 Muller ..... D7/393  
D414,395 S \* 9/1999 Panfili ..... D8/107

D446,104 S \* 8/2001 Chen ..... D8/107  
D462,251 S \* 9/2002 Collins et al. .... D8/107  
D465,389 S \* 11/2002 Norton ..... D8/14  
D486,046 S \* 2/2004 Norton ..... D8/45  
6,726,868 B1 \* 4/2004 Panfili et al. .... 264/247  
D498,124 S \* 11/2004 Mitchell ..... D8/45  
D535,174 S \* 1/2007 Chen ..... D8/107  
D564,853 S \* 3/2008 Chen ..... D8/107  
D572,548 S \* 7/2008 Chen ..... D8/25  
D576,457 S \* 9/2008 Chen ..... D8/27  
D580,731 S \* 11/2008 Arvinte et al. .... D8/107

\* cited by examiner

*Primary Examiner*—Cathron C Brooks

*Assistant Examiner*—Barbara Fox

(74) *Attorney, Agent, or Firm*—Buchanan Ingersoll & Rooney PC

(57) **CLAIM**

The ornamental design for a file handle, as shown and described.

**DESCRIPTION**

FIG. 1 is a perspective view of the file handle, showing our new design;

FIG. 2 is a front side view of the file handle;

FIG. 3 is a rear side view of the file handle;

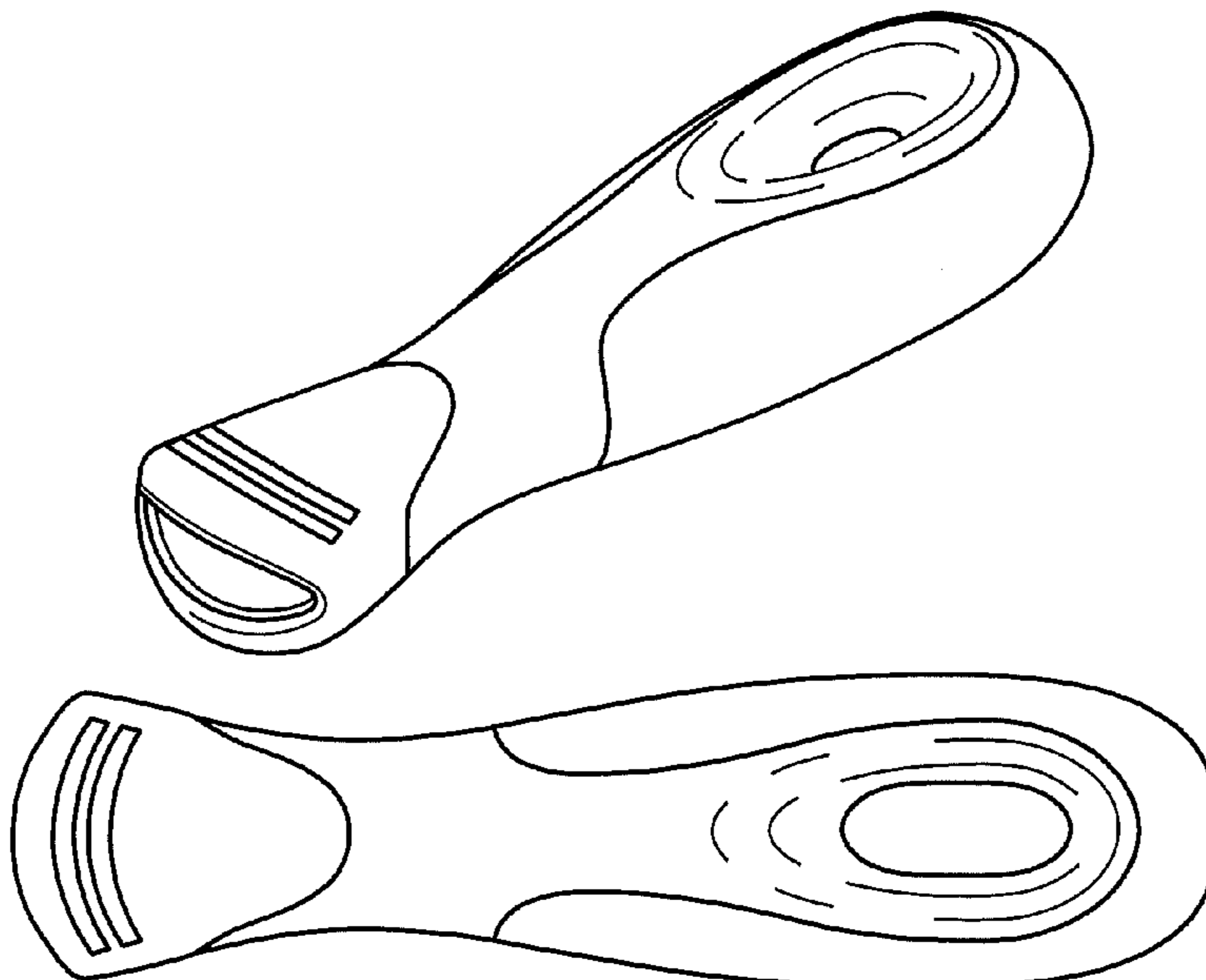
FIG. 4 is a left side view of the file handle;

FIG. 5 is a right side view of the file handle;

FIG. 6 is a top view of the file handle; and,

FIG. 7 is a bottom view of the file handle.

**1 Claim, 2 Drawing Sheets**



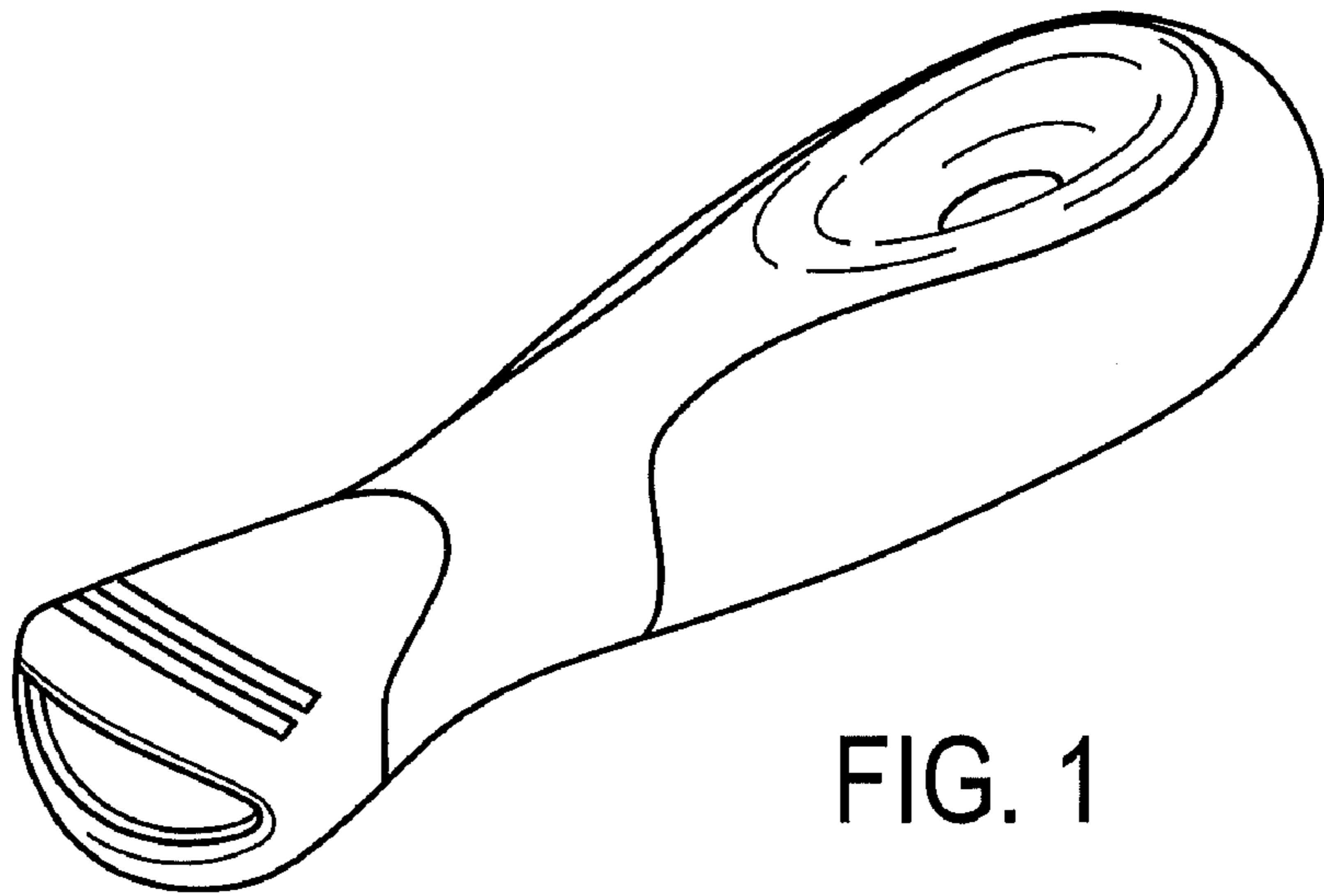


FIG. 1

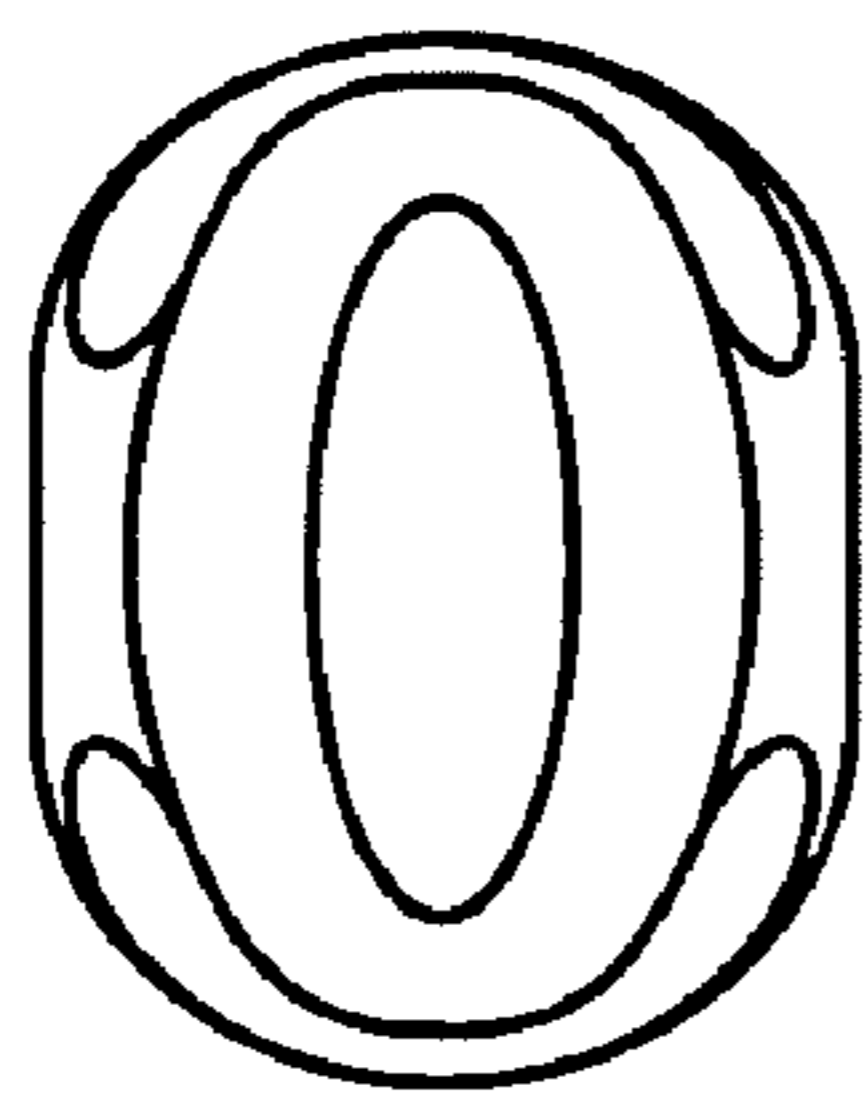


FIG. 2

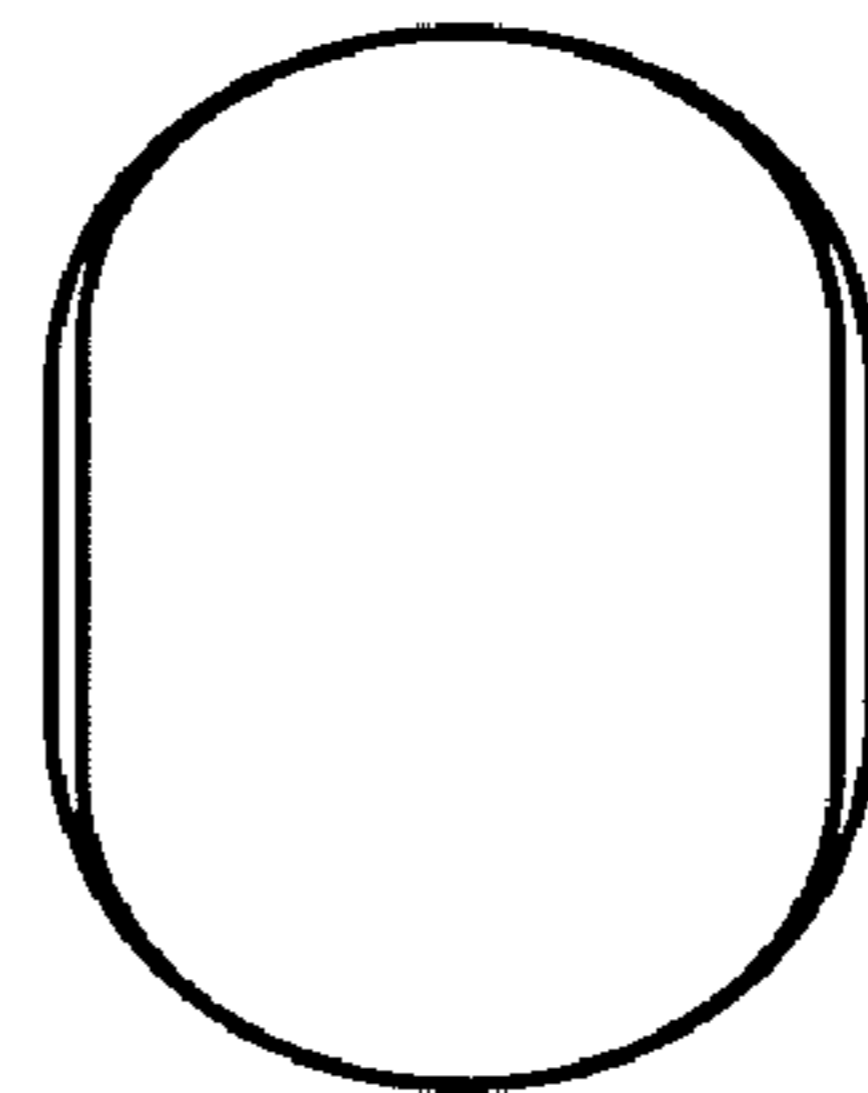


FIG. 3

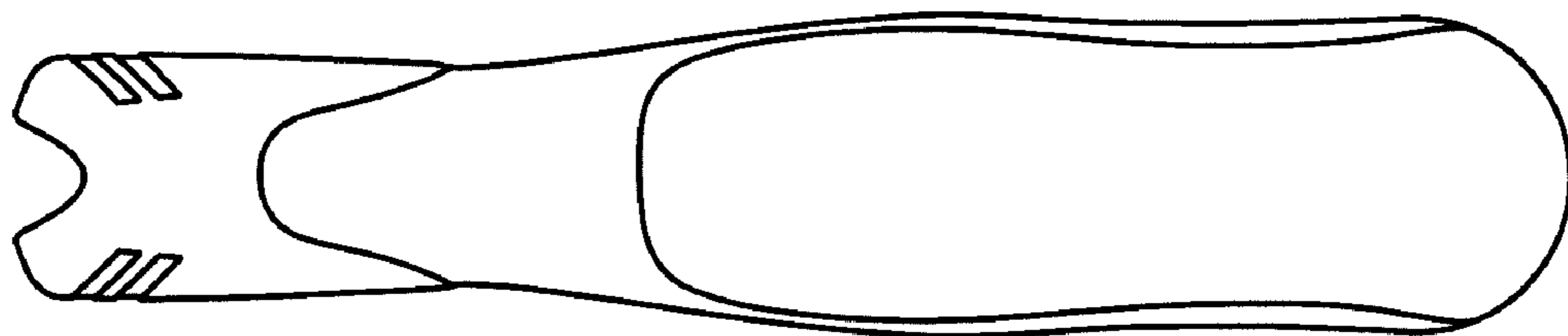


FIG. 4

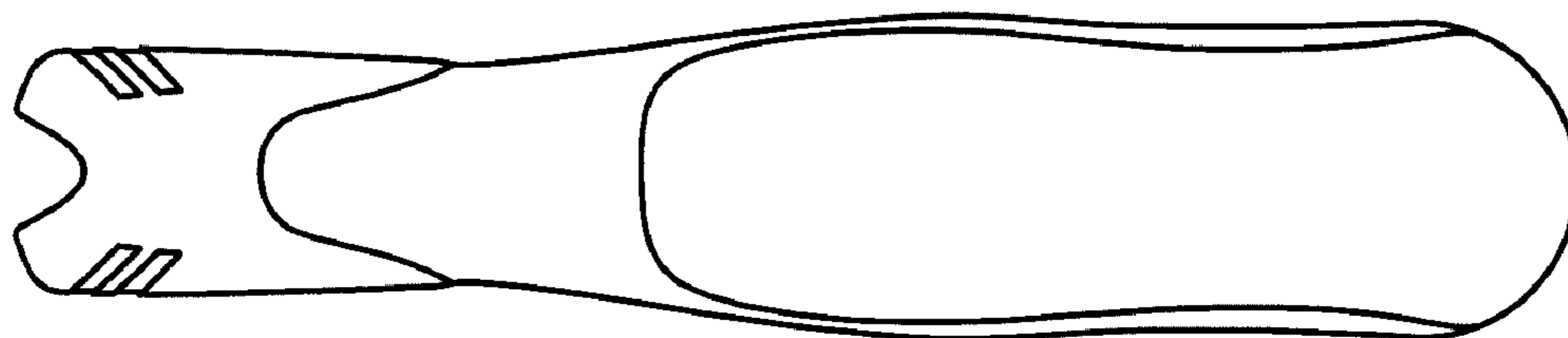


FIG. 5




FIG. 6




FIG. 7