



US00D607698S

(12) **United States Design Patent**
Tsukida

(10) **Patent No.:** **US D607,698 S**
(45) **Date of Patent:** **** Jan. 12, 2010**

(54) **VACUUM BOTTLE**
(75) Inventor: **Motonori Tsukida**, Osaka (JP)
(73) Assignee: **Zojirushi Corporation** (JP)

JP 708969-1 7/1987
JP 1140098 4/2002
JP 1186600 10/2003
JP 1220253 10/2004

(**) Term: **14 Years**

* cited by examiner

(21) Appl. No.: **29/331,270**

Primary Examiner—Terry A Wallace

(22) Filed: **Jan. 22, 2009**

(74) *Attorney, Agent, or Firm*—Saidman DesignLaw Group

(30) **Foreign Application Priority Data**

(57) **CLAIM**

Oct. 30, 2008 (JP) D 2008-27892

The ornamental design for a vacuum bottle, as shown and described.

(51) **LOC (9) Cl.** **07-01**

(52) **U.S. Cl.** **D7/608**

(58) **Field of Classification Search** D7/603–608,
D7/619.1, 507–511; D9/541–543, 549, 552,
D9/553, 555, 559; 215/12.1, 12.2, 13.1;
62/457.1–457.9, 371, 372

DESCRIPTION

See application file for complete search history.

FIG. 1 is a perspective view of a vacuum bottle showing my new design;

FIG. 2 is a perspective view thereof, viewed from the opposite direction;

(56) **References Cited**

FIG. 3 is a front elevation thereof;

U.S. PATENT DOCUMENTS

FIG. 4 is a rear elevation thereof;

D409,451 S * 5/1999 Kato et al. D7/608

FIG. 5 is a left side elevation thereof, the opposite right side elevation being mirror image thereof;

D454,281 S * 3/2002 Tardif et al. D7/608

FIG. 6 is a top view thereof; and,

D500,231 S * 12/2004 Ward et al. D7/608

FIG. 7 is a bottom view thereof.

D533,032 S * 12/2006 Liu et al. D7/608

FOREIGN PATENT DOCUMENTS

JP 708969 7/1987

1 Claim, 7 Drawing Sheets

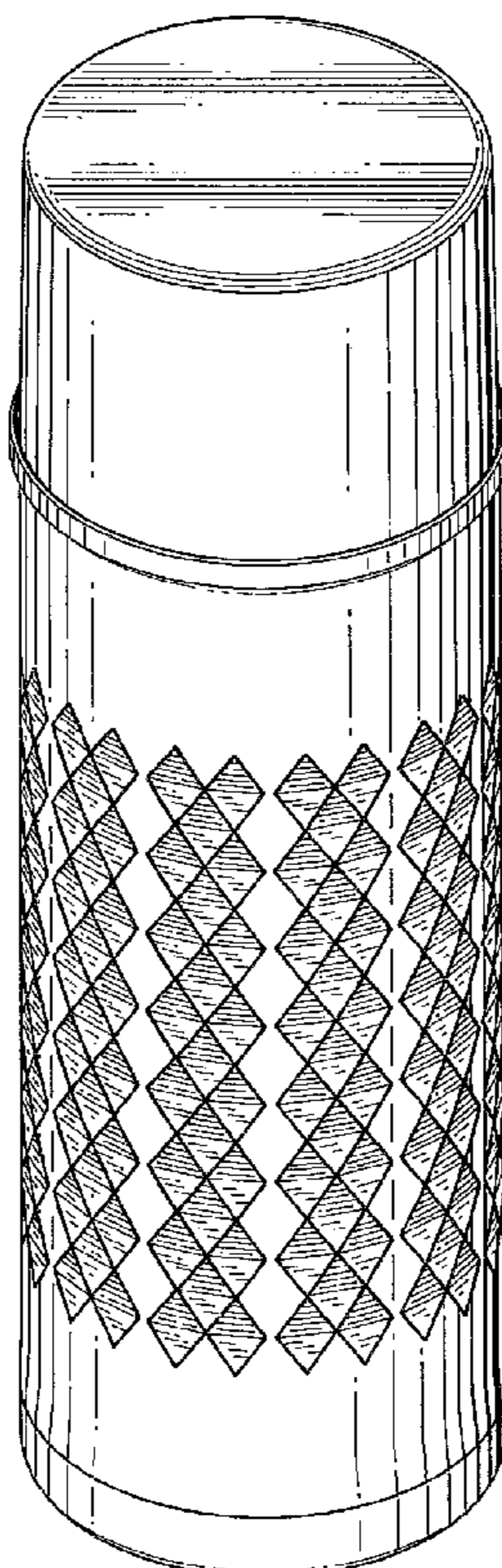


Fig. 1

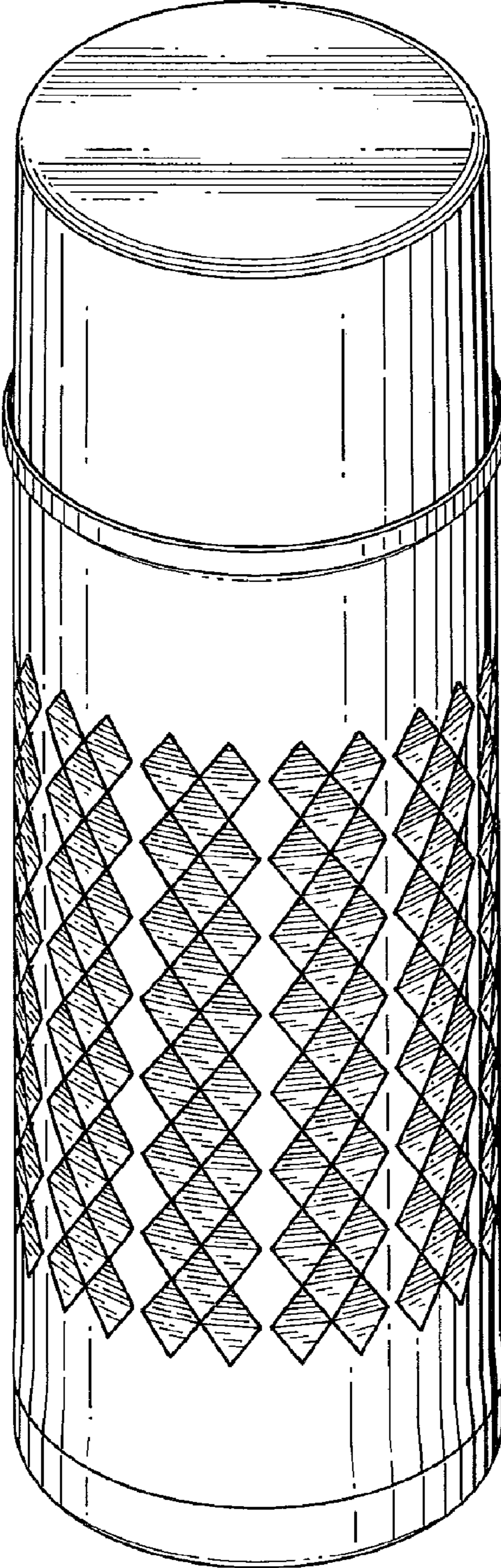


Fig. 2

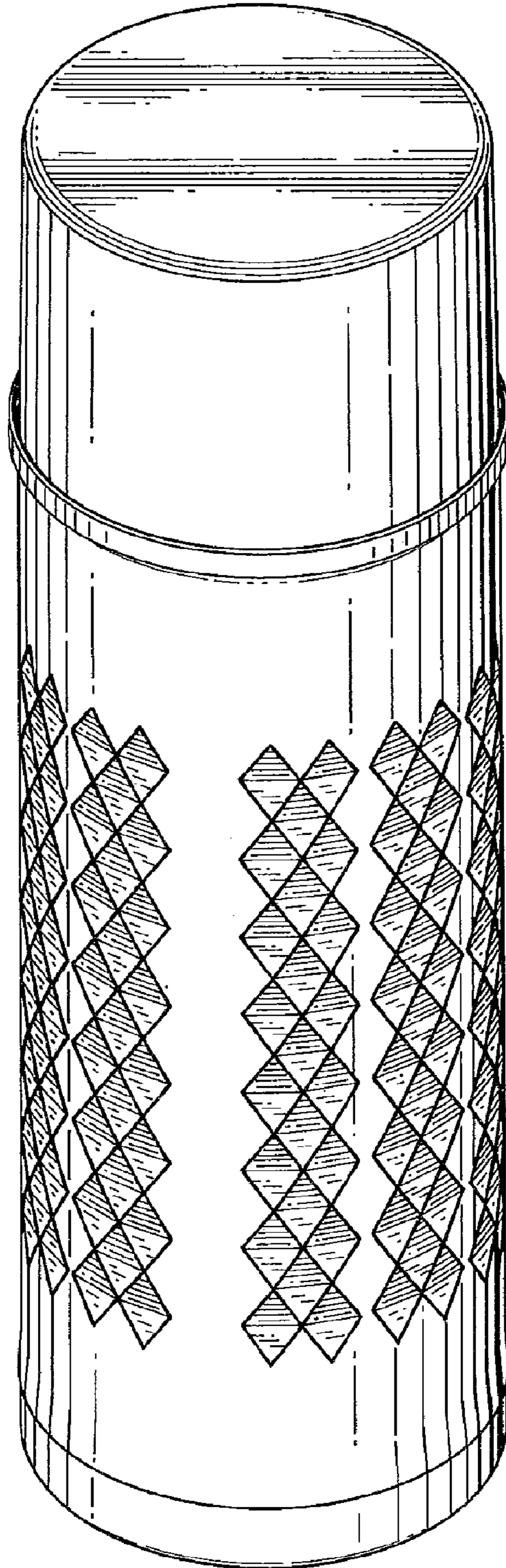


Fig. 3




Fig. 4

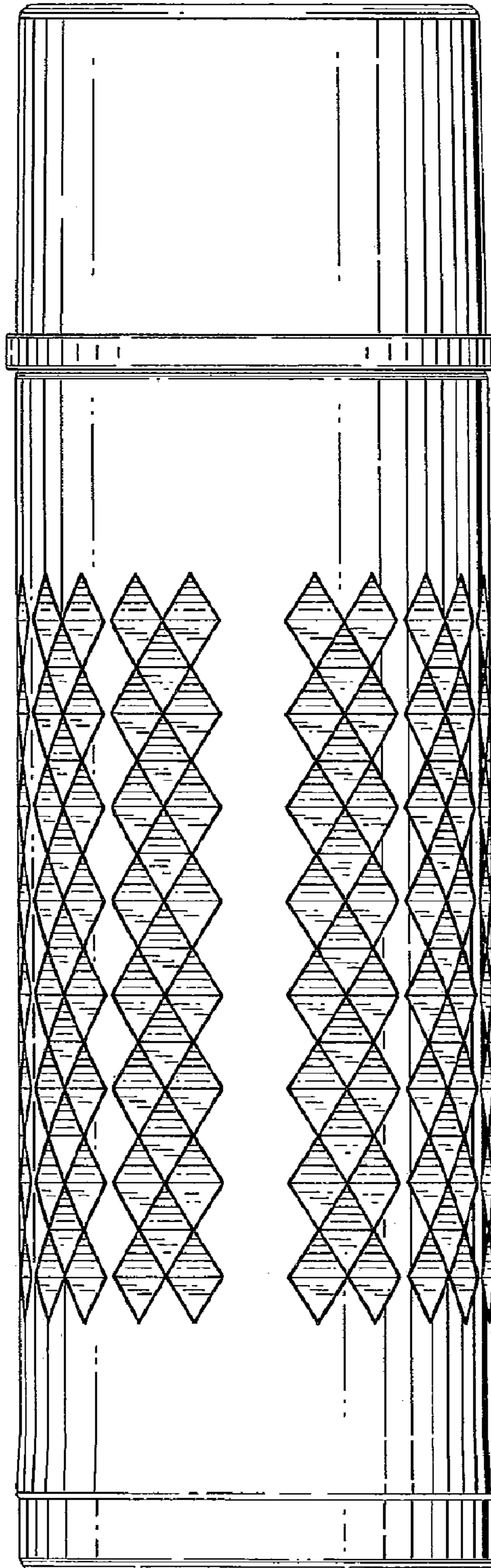


Fig. 5




Fig. 6

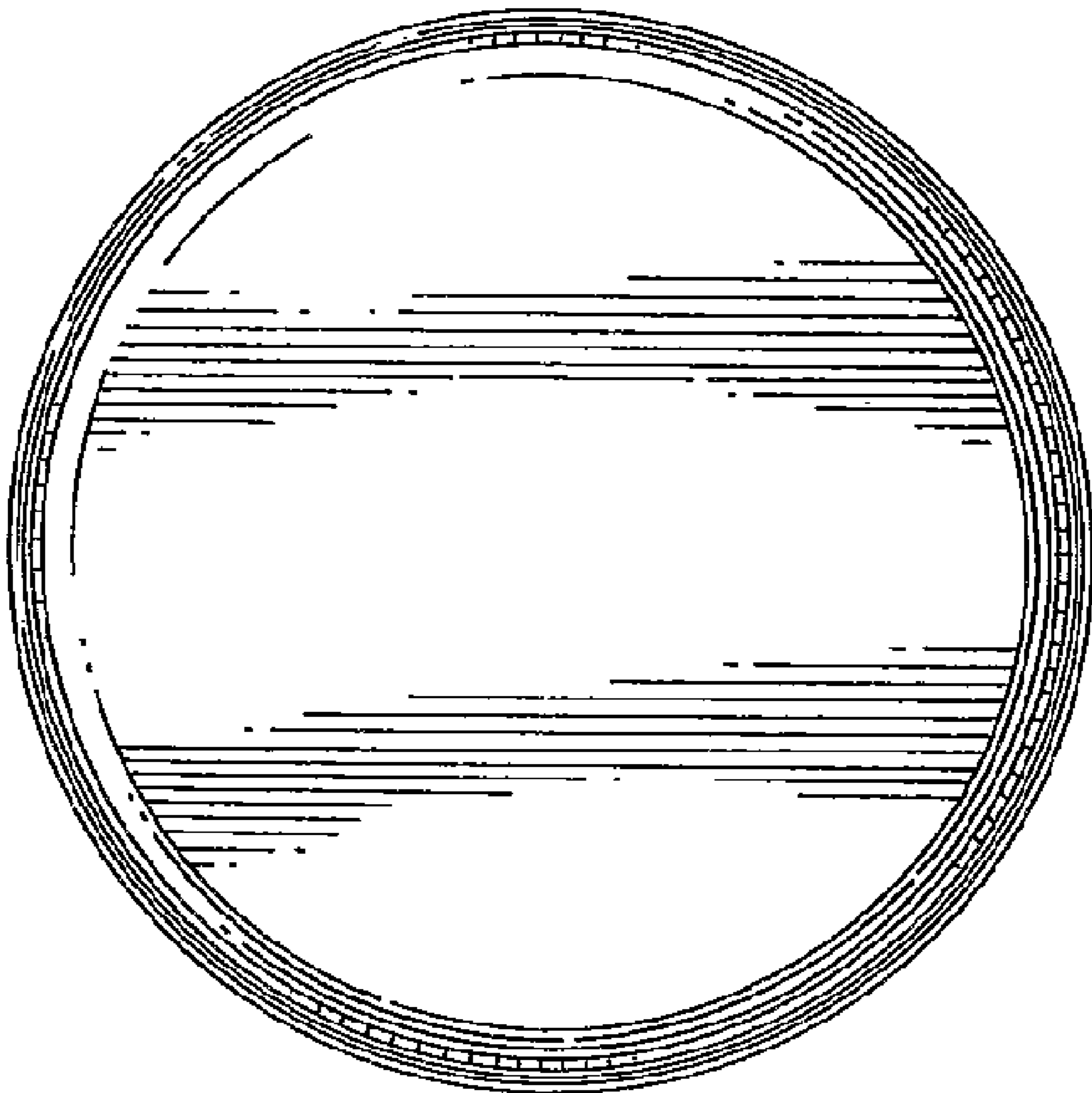


Fig. 7

