



US00D607688S

(12) **United States Design Patent**
Hart et al.

(10) **Patent No.:** **US D607,688 S**
(45) **Date of Patent:** **** Jan. 12, 2010**

(54) **GLASS BAKING DISH**

(75) Inventors: **Neil Hart**, Elmira, NY (US); **Richard Pudliner, Jr.**, Charleroi, PA (US); **Clint Cooper**, Charleroi, PA (US); **Mark P. Cooley**, Bentleyville, PA (US); **Erica Eden**, New York, NY (US); **Davin Stowell**, New York, NY (US)

(73) Assignee: **WKI Holding Company, Inc.**, Rosemont, IL (US)

(**) Term: **14 Years**

(21) Appl. No.: **29/334,166**

(22) Filed: **Mar. 21, 2009**

(51) **LOC (9) Cl.** **07-02**

(52) **U.S. Cl.** **D7/360; D7/354**

(58) **Field of Classification Search** D7/323,
D7/354-361, 417, 505, 513, 540-546, 550.1,
D7/551.1, 552.1, 553.1, 553.4-553.8, 554.3,
D7/555, 584, 586, 602, 611, 675, 698; D9/414,
D9/420-434, 446-447, 456, 745, 756; 99/324,
99/339, 422, 426; 220/573.1-573.4, 672-675,
220/912; 249/117, 119, 122-127, 155-156,
249/160

See application file for complete search history.

(56) **References Cited**

U.S. PATENT DOCUMENTS

D19,116 S	5/1889	Locke
496,078 A	4/1893	Wilcox
D52,817 S	12/1918	Beiswanger
1,901,837 A	3/1933	Bateholts
D95,783 S	5/1935	Smith
2,032,835 A	3/1936	Collins
D104,168 S	4/1937	Mackelfresh, Jr.
D111,951 S	11/1938	Bennett
D118,990 S	2/1940	Theobald

D125,263 S	2/1941	Dreitzer	
D126,356 S	4/1941	Brown	
2,237,697 A	4/1941	Brown	
2,262,204 A	11/1941	Rideout	
3,938,727 A	2/1976	Andersson	
D239,686 S	4/1976	Andersson	
D250,930 S	1/1979	Franklin	
D280,175 S *	8/1985	Bassett D7/354
D285,888 S	9/1986	Everhan	
D287,559 S *	1/1987	Daenen et al. D7/586

(Continued)

Primary Examiner—Caron Veynar

Assistant Examiner—Ricky Pham

(74) *Attorney, Agent, or Firm*—McDermott Will & Emery LLP

(57) **CLAIM**

We claim the ornamental design for a glass baking dish, as shown and described.

DESCRIPTION

FIG. 1 is a perspective view of a glass baking dish according to the new design;

FIG. 2 is a top view of a glass baking dish according to the new design shown in FIG. 1;

FIG. 3 is a bottom view of a glass baking dish according to the new design shown in FIG. 1;

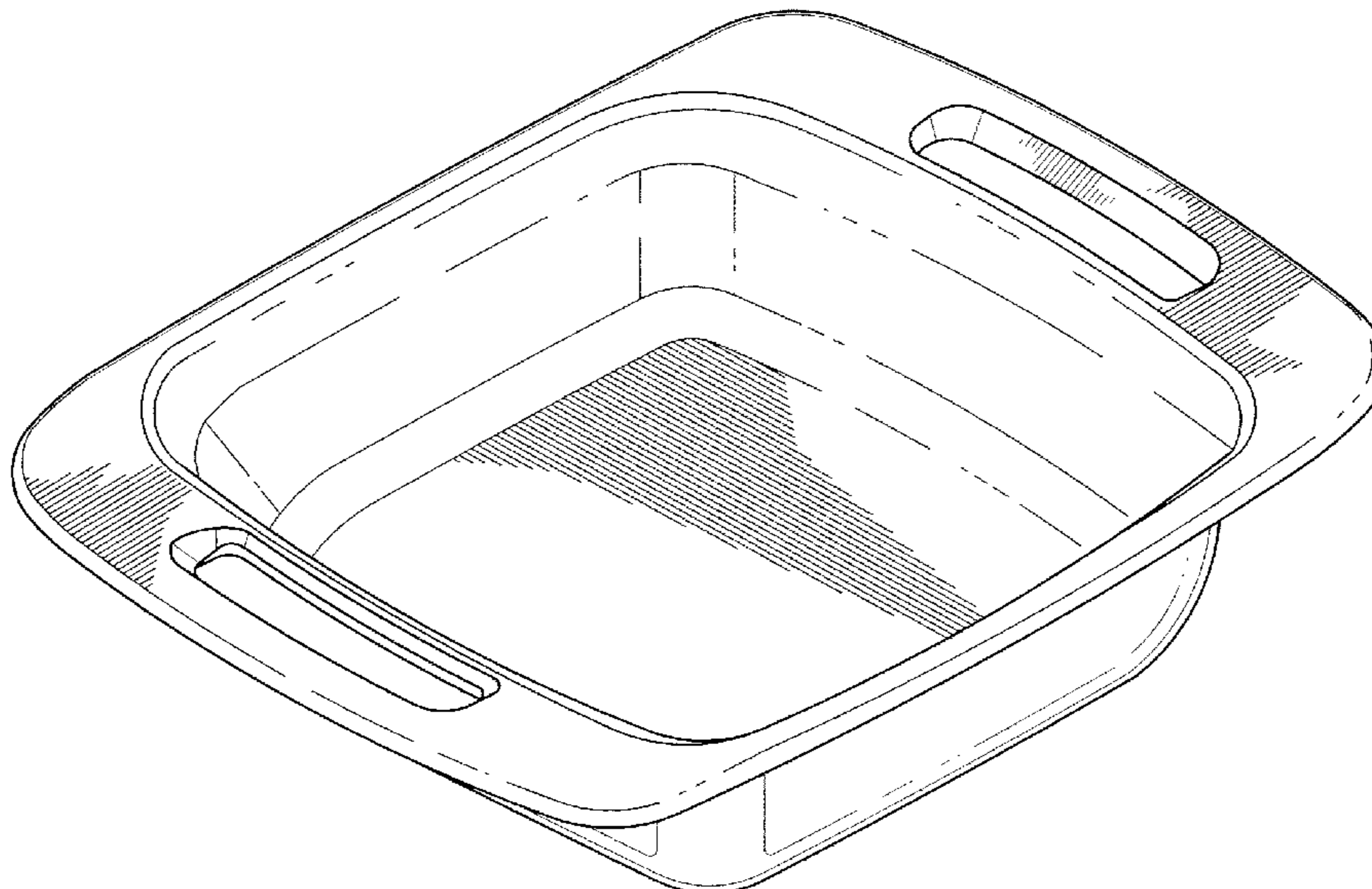
FIG. 4 is a left side elevation view of the glass baking dish shown in FIG. 1;

FIG. 5 is a right side elevation view of the glass baking dish shown in FIG. 1;

FIG. 6 is a front elevation view of the glass baking dish shown in FIG. 1; and,

FIG. 7 is a rear elevation view of the glass baking dish shown in FIG. 1.

1 Claim, 5 Drawing Sheets



US D607,688 S

Page 2

U.S. PATENT DOCUMENTS

D312,344 S	11/1990	Vivas	
D319,682 S	9/1991	Sharp	
D320,533 S	10/1991	Zielinski	
D367,398 S	2/1996	Thomas	
D384,555 S *	10/1997	Bradley D7/545
D407,949 S	4/1999	Henry	
D413,487 S	9/1999	Vitali	
D415,391 S	10/1999	Henry	
D417,367 S *	12/1999	Laib D7/602
D425,759 S	5/2000	Henry	
D425,760 S	5/2000	Henry	
D443,467 S *	6/2001	Bradley D7/360
D457,777 S	5/2002	Bradley	
D475,246 S *	6/2003	Jørgensen D7/545
D483,618 S *	12/2003	Watson D7/545
D491,320 S	6/2004	Cole	
D494,419 S	8/2004	Armer	
D508,824 S	8/2005	Vendl	
D517,863 S	3/2006	Hayes	
D518,334 S	4/2006	Wolhender	
D519,317 S	4/2006	Hayes	
D524,099 S	7/2006	Czebiniak	
D526,163 S	8/2006	Hayes	
D538,108 S	3/2007	McMullin	
D548,532 S	8/2007	Frank	
D551,492 S *	9/2007	Schuler D7/354
D563,175 S *	3/2008	Levien D7/545
D567,029 S *	4/2008	Valderrama et al. D7/545
D568,108 S *	5/2008	Levien D7/542
D581,204 S *	11/2008	Simon et al. D7/354
D583,615 S *	12/2008	Simon et al. D7/354
2001/0003341 A1	6/2001	Gentry	
2005/0029218 A1	2/2005	Golding	
2006/0011638 A1	1/2006	Fujii	
2008/0015098 A1	1/2008	Littlejohn	

* cited by examiner

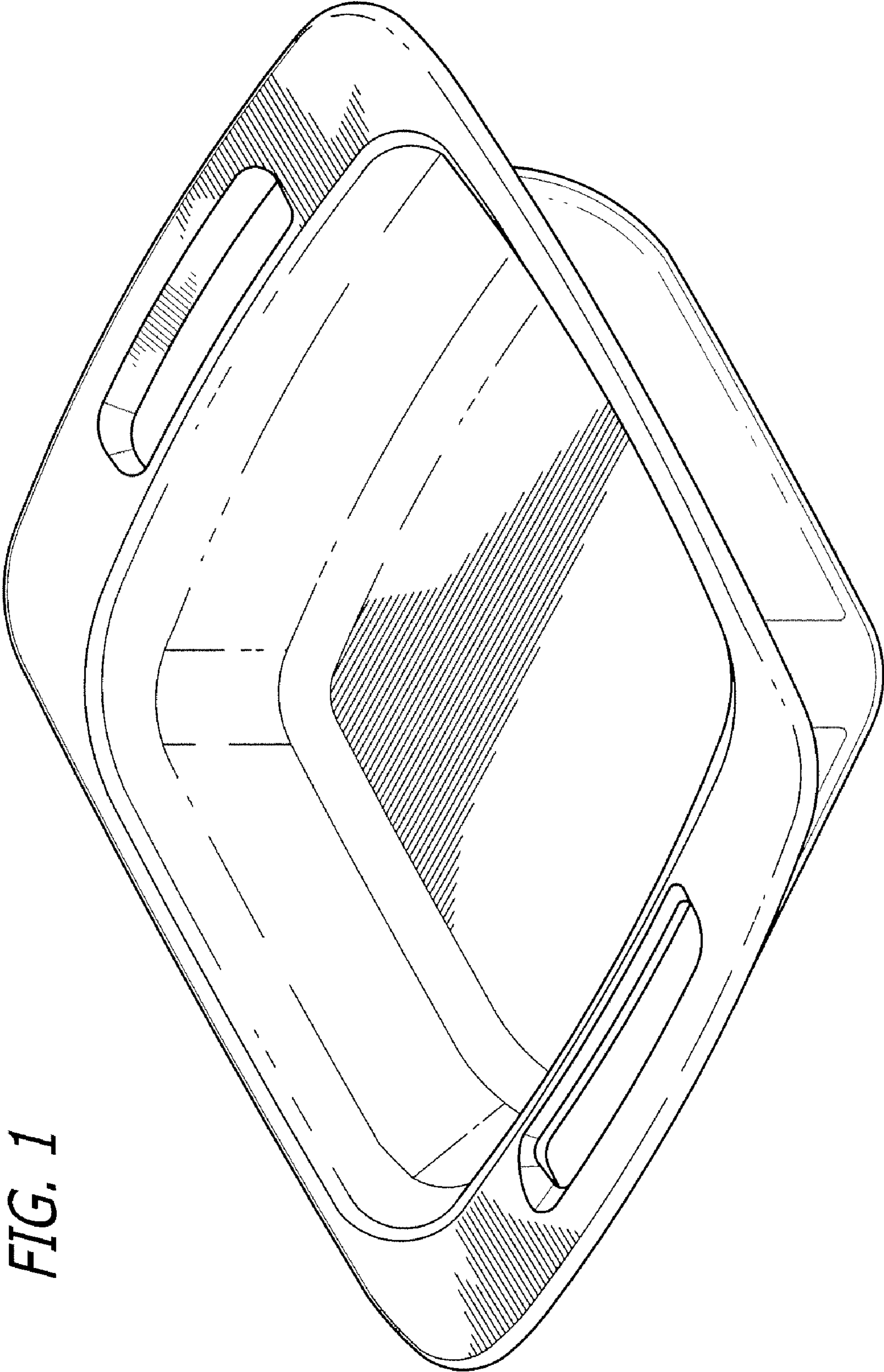


FIG. 1

FIG. 2

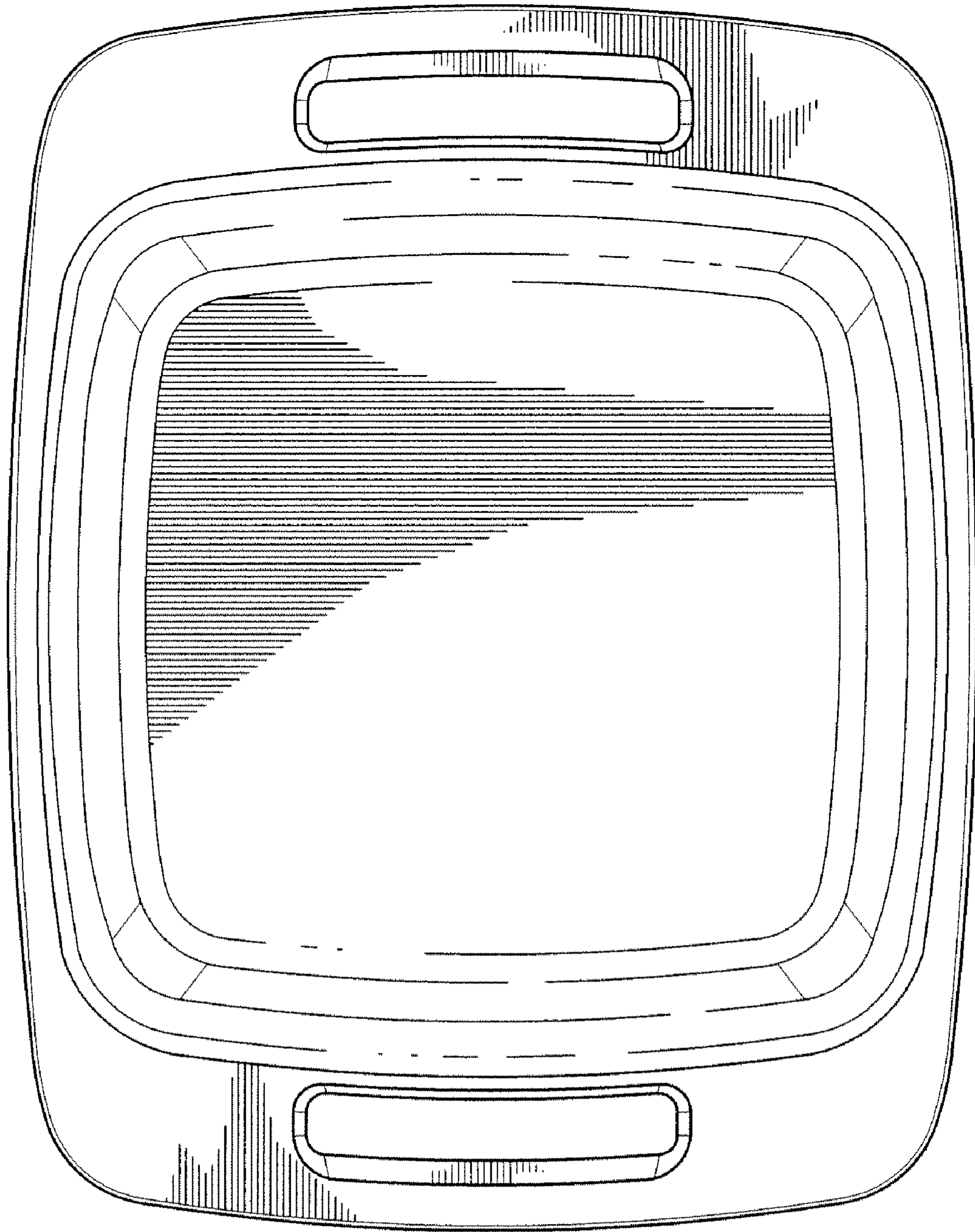


FIG. 3

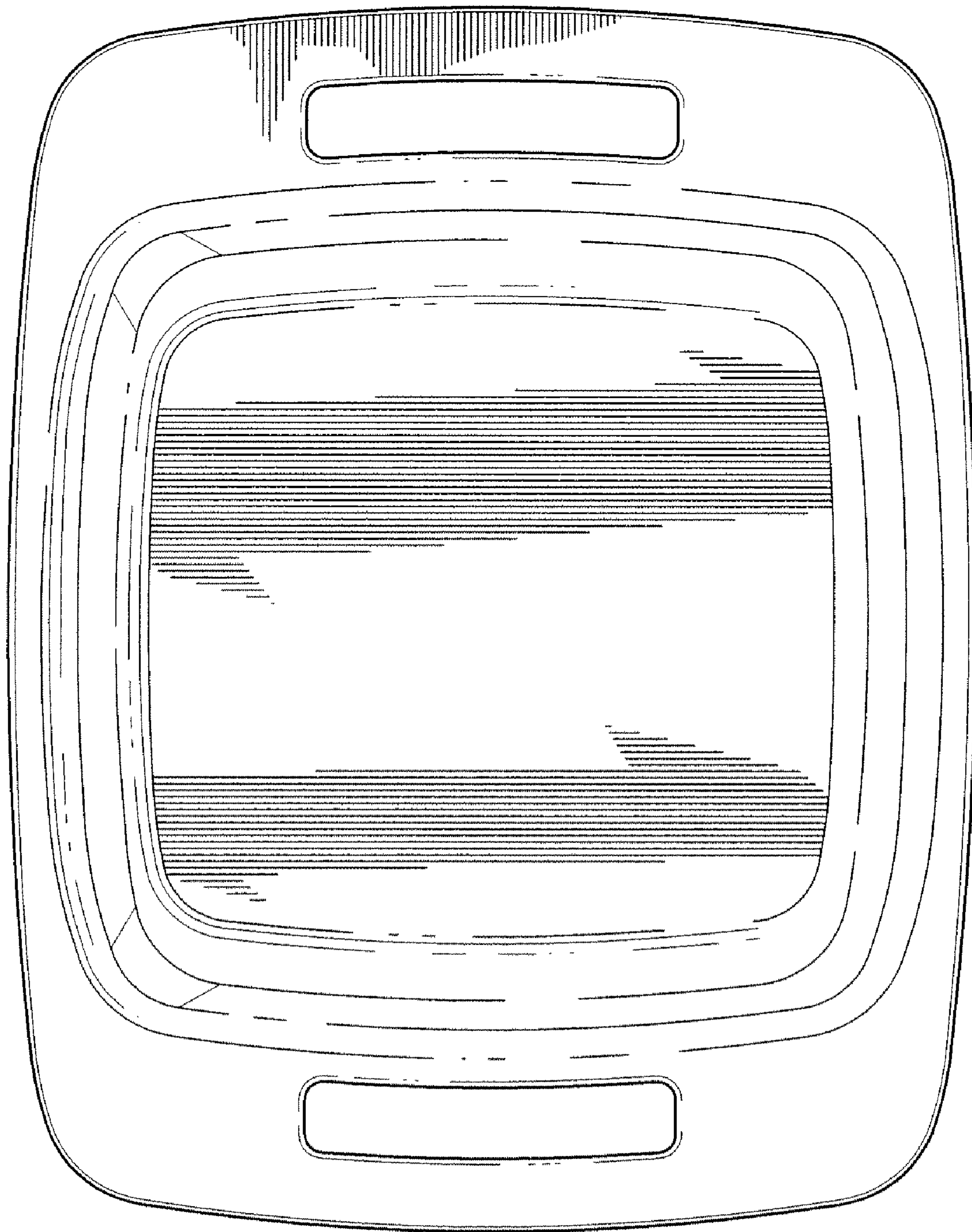


FIG. 4




FIG. 5




FIG. 6




FIG. 7

